# XS1-L / XS2-L / XS1-N / XS2-N

Telemecanique

Inductive proximity sensors
Détecteurs de proximité inductifs
Induktive Näherungsschalter
Detectores de proximidad inductivos
Interruttori di prossimità induttivi
Detectores de proximidade indutivos

XS1-L

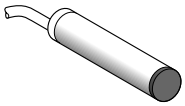

XS2-L

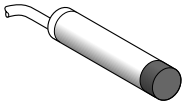

**Listing and Certification :**
Applicable on proximity switches bearing the UL and CSA marks only.
Enclosure : Type 12,4X indoor use only
For connector version, a suitable UL and CSA Approved connector must be used

XS1-N

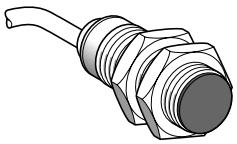

XS2-N

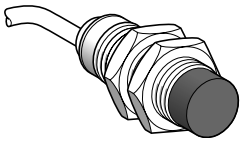

**DANGER / PELIGRO / DANGER**

| HAZARDOUS VOLTAGE | TENSION PELIGROSA | TENSION DANGEREUSE |
|---|---|---|
| Disconnect all power before servicing equipment. **Electric shock will result in death or serious injury.** | Desenergice el equipo antes de realizarle servicio. **Una descarga eléctrica podrá causar la muerte o lesiones serias.** | Couper l'alimentation avant de travailler sur cet appareil. **Une électrocution entrainera la mort ou des blessures graves.** |

## Mechanical installation
## Mise en œuvre mécanique
## Mechanische Installation
## Instalación mecánica
## Messa in opera meccanica
## Instalação mecânica

* Increased range model
Portée augmentée
Erhöhter Schaltabstand
Alcance aumentado
Portata maggiorata
Alcance aumentado

XS•-L/N

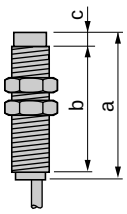


XS•-L/N••••••S/D

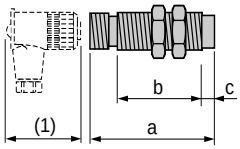


h

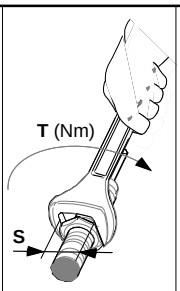


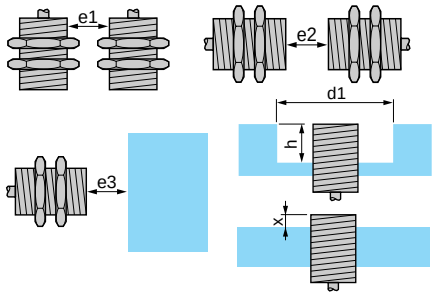


| | (mm) | Sn | a | b | c | S | D | S | T (Nm) | e1 ≥ | e2 ≥ | e3 ≥ | d1 ≥ | h ≥ | x ≥ |
|---|---|---|---|---|---|---|---|---|---|---|---|---|---|---|---|
|  | Ø4 | 1 | 29 | – | – | 41 | – | – | – | 2 | 12 | 3 | 4 | 0 | 0 |
| | M5x0,5 | 1 | 29 | 24 | – | 41 | – | 8 | 1,6 | 2 | 12 | 3 | 5 | 0 | 0 |
| | Ø6,5 | 1,5/*2,5 | 33 | – | – | 42 | 45 | – | – | 3/*5 | 18/*30 | 4,5/*7,5 | 6,5/*10 | 0/*1,6 | 0/*1,3 |
| | M8x1 | 1,5/*2,5 | 33 | 26 | – | 42 | 45 | 13 | 5 | 3/*5 | 18/*30 | 4,5/*7,5 | 8/*10 | 0/*1,6 | 0/*1,6 |
| | M12x1 | 2/*4 | 33 | 26 | – | – | 48 | 17 | 6 | 4/*8 | 24/*48 | 6/*12 | 12/*14 | 0/*2,4 | 0/2,4 |
| | M18x1 | 5/*10 | 33,5 | 26 | – | – | 48 | 24 | 15 | 10/*20 | 60/*96 | 15/*30 | 18/*28 | 0/3,6 | 0/3,6 |
| | M30x1,5 | 10/*20 | 40,5 | 32 | – | – | 50 | 36 | 40 | 20/*40 | 120/*240 | 30/*60 | 30/*50 | 0/*6 | 0/*6 |
|  | Ø6,5 | 2,5 | 33 | – | 3 | 42 | 45 | – | – | 10 | 30 | 7,5 | 19,5 | 5 | 0 |
| | M8x1 | 2,5 | 33 | 22 | 4 | 42 | 45 | 13 | 5 | 10 | 30 | 7,5 | 24 | 5 | 0 |
| | M12x1 | 4 | 33 | 21 | 5 | – | 48 | 17 | 6 | 16 | 48 | 12 | 36 | 8 | 0 |
| | M18x1 | 8 | 33,5 | 18 | 8 | – | 48 | 24 | 15 | 16 | 96 | 24 | 54 | 16 | 0 |
| | M30x1,5 | 15 | 40,5 | 19 | 13 | – | 50 | 36 | 40 | 60 | 180 | 45 | 90 | 30 | 0 |

## Electrical installation
## Mise en œuvre électrique
## Elektrische Installation
## Instalación eléctrica
## Messa in opera elettrica
## Instalação elétrica

**XS1-L04P•31•/N05P•31•/31•S**

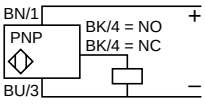


**XS1-L04N•31•/N05N•31•/31•S**

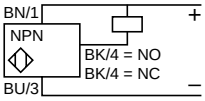


**XS•-L06/N••P•34•/34•D/S**

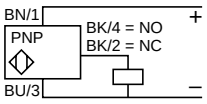


**XS•-L06/N••N•34•/34•D/S**

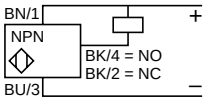


**XS•-L06/N••PC410/410D**

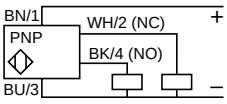


**XS•-L06/N••NC410/410D**

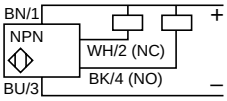


| | | | |
|---|---|---|---|
| Voltage limits **(1)** | ⎓ 5...30 V | ⎓ 10...38 V | ⎓ 10...38 V |
| Load switching capacity **(2)** | 0...100 mA | 0...200 mA | 0...200 mA |
| Voltage drop **(3)** | ≤ 2 V | ≤ 2 V | ≤ 2 V |
| Current consumption **(4)** | ≤ 10 mA | ≤ 10 mA | ≤ 10 mA |

**(1)** Limite de tension / Betriebsspannung / Límites de tensión / Limiti di tensione / Limites de tensão
**(2)** Courant commuté / Schaltstrom / Intensidad conmutada / Corrente commuta / Corrente comutada
**(3)** Tension de déchet / Spannungsfall (Ausgang durchgesteuert) / Tensión residual / Caduta di tensione / Tensão de defeito
**(4)** Courant consommé / Leerlaufstrom / Intensidad consumida / Corrente consumata / Corrente consumida



| | | | | | | | |
|---|---|---|---|---|---|---|---|
| **BN** | Brown | Brun | Braun | Marrón | Marron | Castanho |
| **BU** | Blue | Bleu | Blau | Azul | Blu | Azul |
| **BK** | Black | Noir | Schwarz | Negro | Nero | Preto |
| **WH** | White | Blanc | Weiß | Blanco | Bianco | Branco |

## Installation precautions
## Précautions de mise en œuvre
## Vorsicht bei der Inbetriebnahme
## Precaución de instalación
## Consigli di messa in opera
## Precaução de instalação

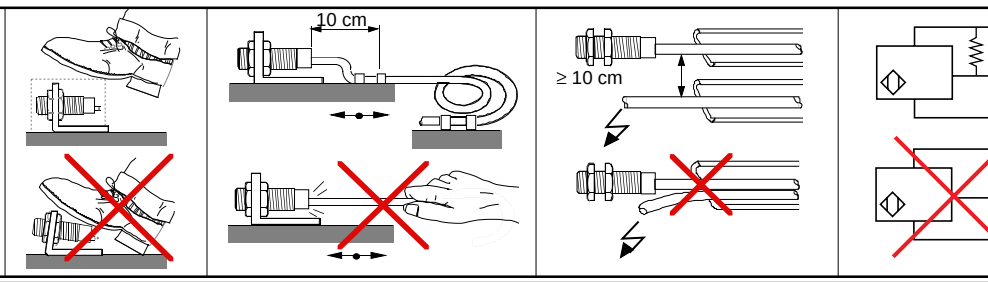


## Indication
## Signalisation
## Funktionsanzeige
## Señalización
## Segnalazione
## Sinalização

**XS•-N••**

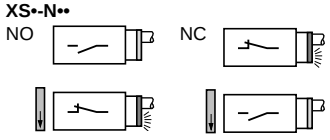


W91560470011 A02 1/2

Machine cabling accessories
Constituants de câblage machine
Zubehör für Maschinen-Anschlußtechnik
Contituyentes de conexionado
Accessori di cablaggio
Constituintes de cablagem

## XS•-L/N••••••S

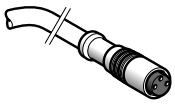
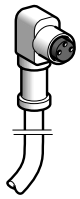
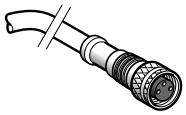
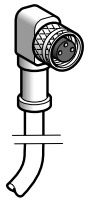

| Dimensions / Encombrements / Abmessungen / Dimensiones / Dimensioni d'ingombro / Altravancamentos | 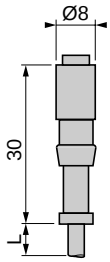 | 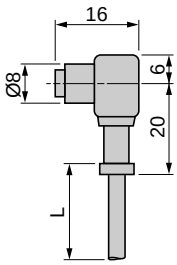 | 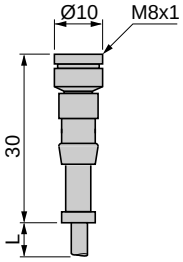 | 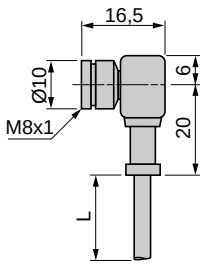 |
|---|---|---|---|---|
| PvR L = 2 m. | XZ-CP0166L2 | XZ-CP0266L2 | XZ-CP0566L2 | XZ-CP0666L2 |
| PvR L = 5 m. | XZ-CP0166L5 | XZ-CP0266L5 | XZ-CP0566L5 | XZ-CP0666L5 |

**Connection schemes / Schémas de raccordement / Anschlußpläne / Esquemas de conexión / Schemi di collegamento / Esquemas de ligação**

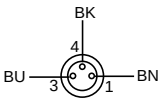


## XS•-L/N••••••D/LD

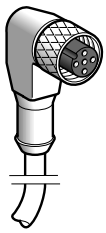
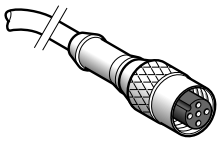
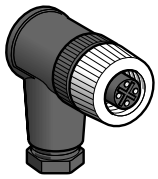
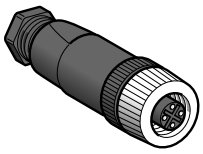

| Dimensions / Encombrements / Abmessungen / Dimensiones / Dimensioni d'ingombro / Altravancamentos | 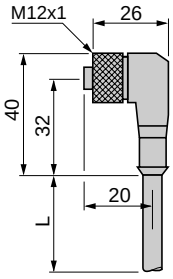 | 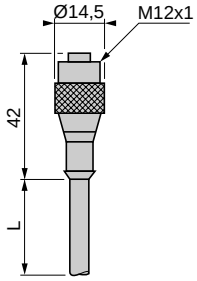 | 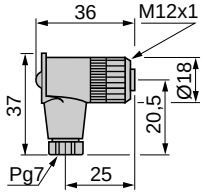 | 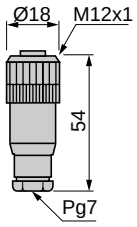 |
|---|---|---|---|---|
| PvR L = 2 m. | XZ-CP1241L2 | XZ-CP1141L2 | – | – |
| PvR L = 5 m. | XZ-CP1241L5 | XZ-CP1141L5 | – | – |
| 7P (Pg7) | – | – | XZ-CC12FCM40B | XZ-CC12FDM40B |

**Connection schemes / Schémas de raccordement / Anschlußpläne / Esquemas de conexión / Schemi di collegamento / Esquemas de ligação**

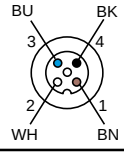





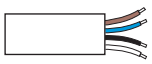

| | | | | | | |
|---|---|---|---|---|---|---|
| **BN** | Brown | Brun | Braun | Marrón | Marron | Castanho |
| **BU** | Blue | Bleu | Blau | Azul | Blu | Azul |
| **BK** | Black | Noir | Schwarz | Negro | Nero | Preto |
| **WH** | White | Blanc | Weiß | Blanco | Bianco | Branco |

**Saddle clamps / Brides de fixation / Klemmbefestigungsblock / Bridas de fijación / Bride di fissaggio / Braçadeiras de fixação**



| Ø 4 | Ø 5 | Ø 6,5 | Ø 8 | Ø 12 | Ø 18 | Ø 30 |
|---|---|---|---|---|---|---|
| **XSZ-B104** | **XSZ-B105** | **XSZ-B165** | **XSZ-B108** | **XSZ-B112** | **XSZ-B118** | **XSZ-B130** |

W91560470011 A02 2/2