Specification and List Numbers

Type 'GSGB' 16-900 Amp

Ultra fast acting fuse links, rated 16 - 900 Amp.
A.C. rating: 660 Volt rms tested to 1000 Volt peak.
D.C. rating: 400 Volt d.c. time constant 20ms (16 - 160 Amp).
350 Volt d.c. time constant 20ms (170 - 900 Amp).

Voltage Rating		Current Rating	List Number	Minimum Pre-Arcing I^2t	Total I^2t	Cut-Off Current	Power Dissipation		Top Cap Temp. Rise	Indicator Pack Ref.‡	Dimensional Reference
Volt a.c. RMS	Volt d.c. @ 20ms	Amp		A^2sec	@ 100kA 660 Volt RMS A^2sec	@ 100kA 660 Volt RMS kA	@ In	@ 0.5 in	@ 20°C ambient °C		(Page 1/41)
ASTA Certified 660 also tested to 720	400	16	GSGB16	8	190	1.5	4.7	1.0	35	*	6
		25	GSGB25	23	320	2.0	8.3	1.5	44	GSIPBS	6
		30	GSGB30	36	450	2.4	9.6	1.7	48		
		35	GSGB35	70	570	2.7	9.3	1.6	48		
		40	GSGB40	110	800	3.2	9.3	1.6	48		
		45	GSGB45	140	1,200	3.8	10.8	1.9	50		
		55	GSGB55	205	1,800	3.8	14.7	2.5	58		
		63	GSGB63	280	2,400	4.3	16.4	2.6	62		
		80	GSGB80	460	3,500	5.0	23.0	3.6	79		
		75	GSGB75	280	2,100	4.3	23.0	3.7	83	GSIPBS	7
		85	GSGB85	560	5,100	5.4	20.0	3.4	58		
		110	GSGB110	800	6,600	5.7	30.0	5.2	88		
		125	GSGB125	1,100	8,100	6.4	37.0	5.7	88		
		150	GSGB150	1,800	12,500	7.4	39.0	6.3	87		
		160	GSGB160	2,200	17,000	8.0	42.0	6.6	98		
		170	GSGB170	3,200	39,500	9.0	33.0	5.8	63	GSIPBL	8
		190	GSGB190	4,200	45,500	9.9	43.0	7.3	76		
		225	GSGB225	7,400	80,000	11.8	45.0	7.6	80		
		250	GSGB250	11,000	105,000	13.2	46.0	7.8	88		
	350	175	GSGB175	2,200	40,000	8.0	41.0	7.4	58	GSIPBL	9
		200	GSGB200	3,200	45,500	9.0	56.0	8.9	63		
		235	GSGB235	5,700	59,000	9.9	54.0	9.0	84		
		300	GSGB300	10,000	120,000	13.2	71.0	11.2	86		
		325	GSGB325	13,000	160,000	14.2	73.0	11.5	87		
		350	GSGB350	16,500	185,000	15.3	68.0	11.0	90		
		400	GSGB400	23,000	270,000	17.5	83.0	13.2	95		
		450	GSGB450	36,000	340,000	19.0	84.0	13.4	96		
		500	GSGB500	44,000	450,000	22.0	95.0	15.0	104		
		510	GSGB510	40,000	480,000	20.0	98.0	17.0	72	NOT AVAILABLE ORDER GISGB	10
		580	GSGB580	52,000	570,000	22.0	111.0	20.0	81		
		630	GSGB630	66,000	700,000	24.0	117.0	21.0	85		
		710	GSGB710	93,000	1,100,000	28.0	126.0	22.0	92		
		800	GSGB800	115,000	1,350,000	30.5	150.0	25.0	102		
		900	GSGB900	170,000	1,800,000	35.0	146.0	26.0	104		

** Indicator pack should not be used with GSGB16.*
‡ Indicated fuse links. "Add-on" indicator fuse link conversion kits comprising a trip indicator fuse link and a pair of easily assembled clips are available.

Characteristics

Type 'GSGB'
Time/Current Characteristics
16-250 Amp

16-80 Amp

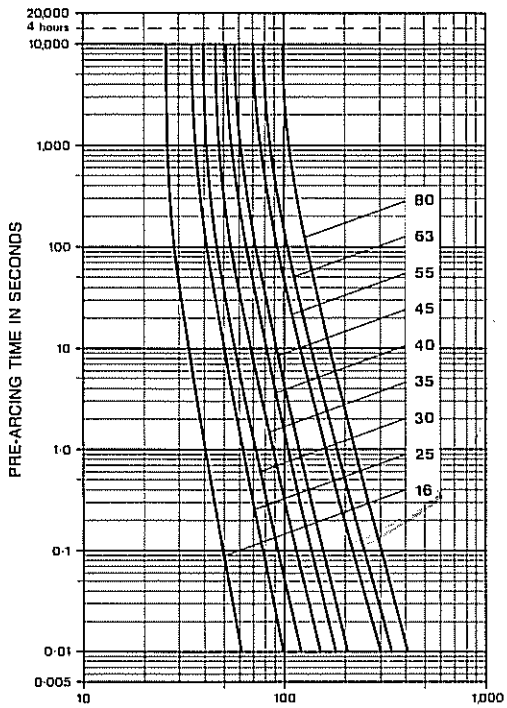

75-160 Amp

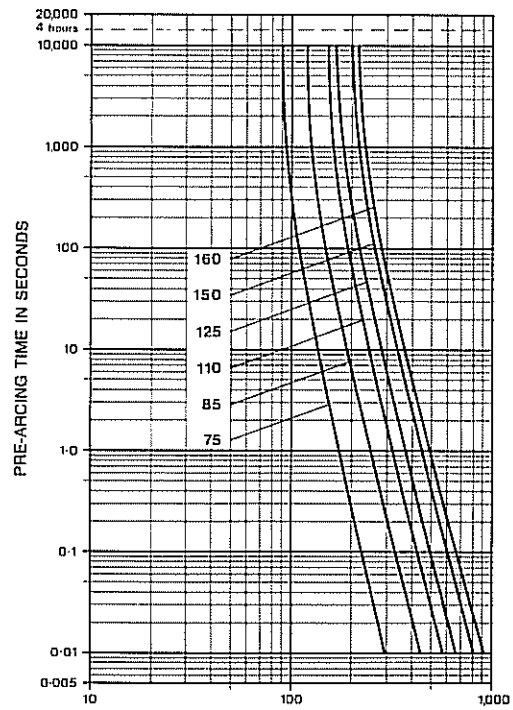

170-250 Amp

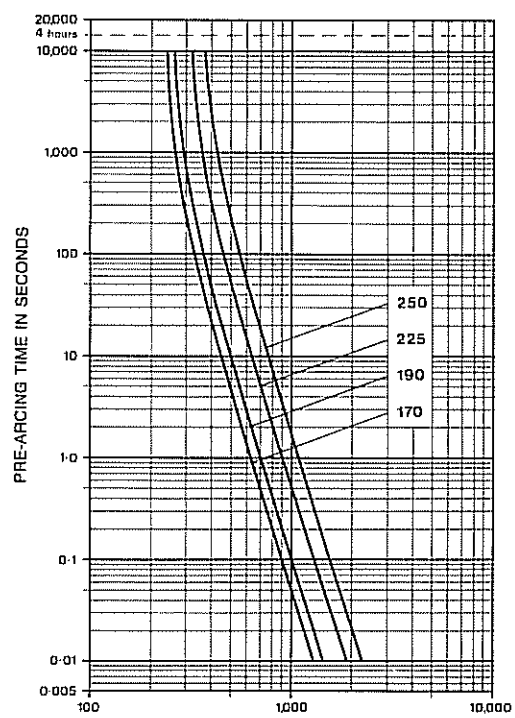

Type 'GSGB'
Time/Current Characteristics
175-900 Amp

175-500 Amp

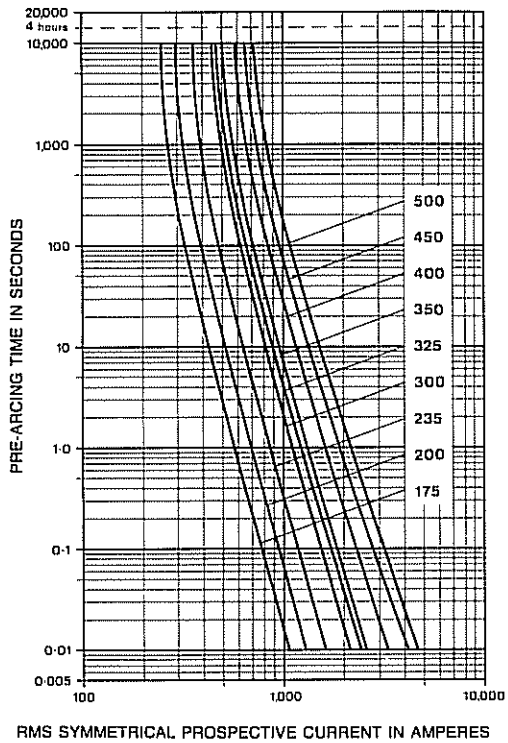

510-900 Amp

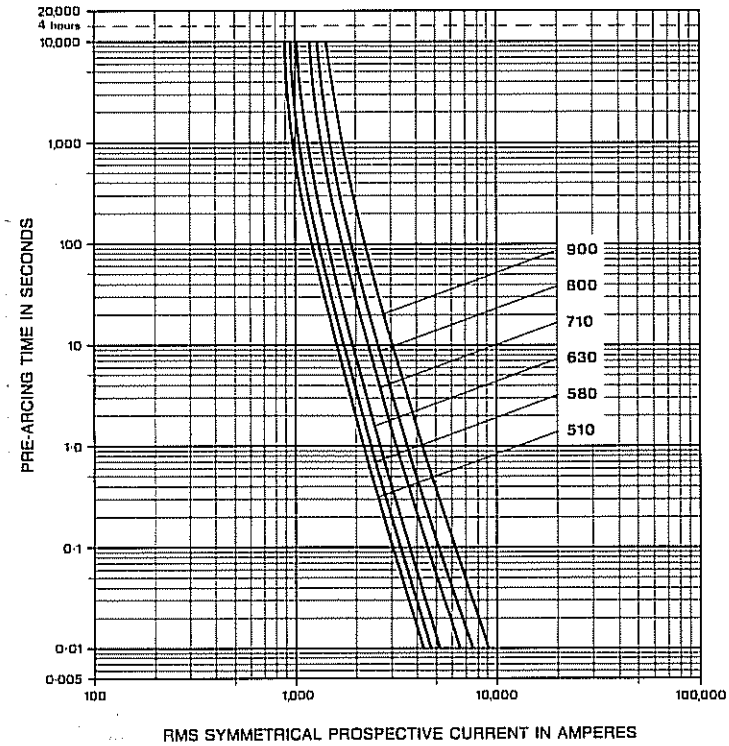

Type 'GSGB'
Cut-off Current Characteristics
16-900 Amp

To aid references, characteristics feature alternate ratings.

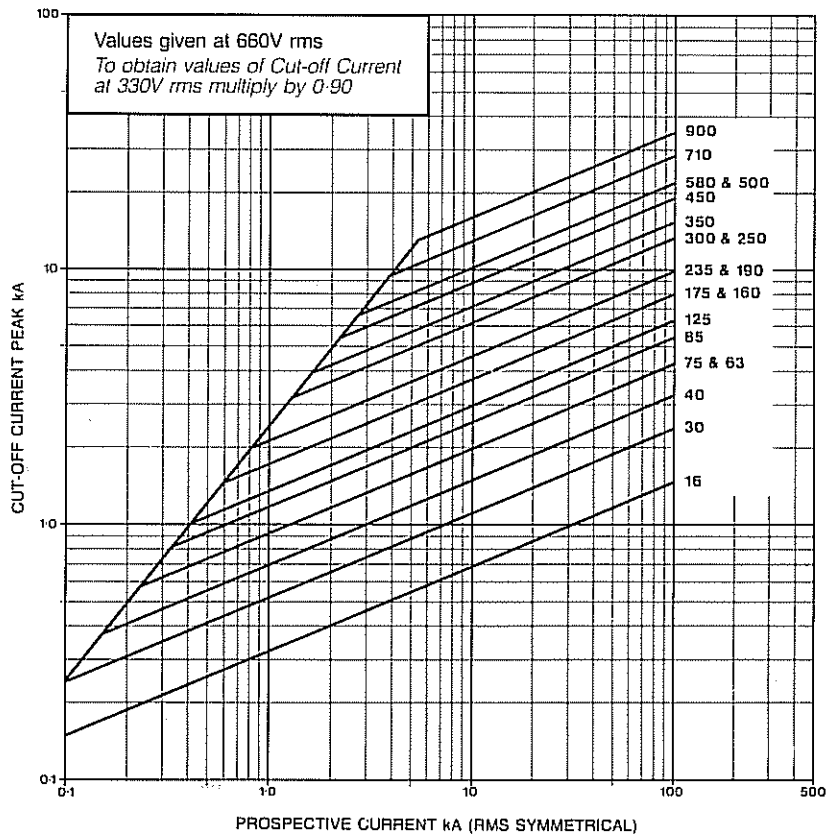

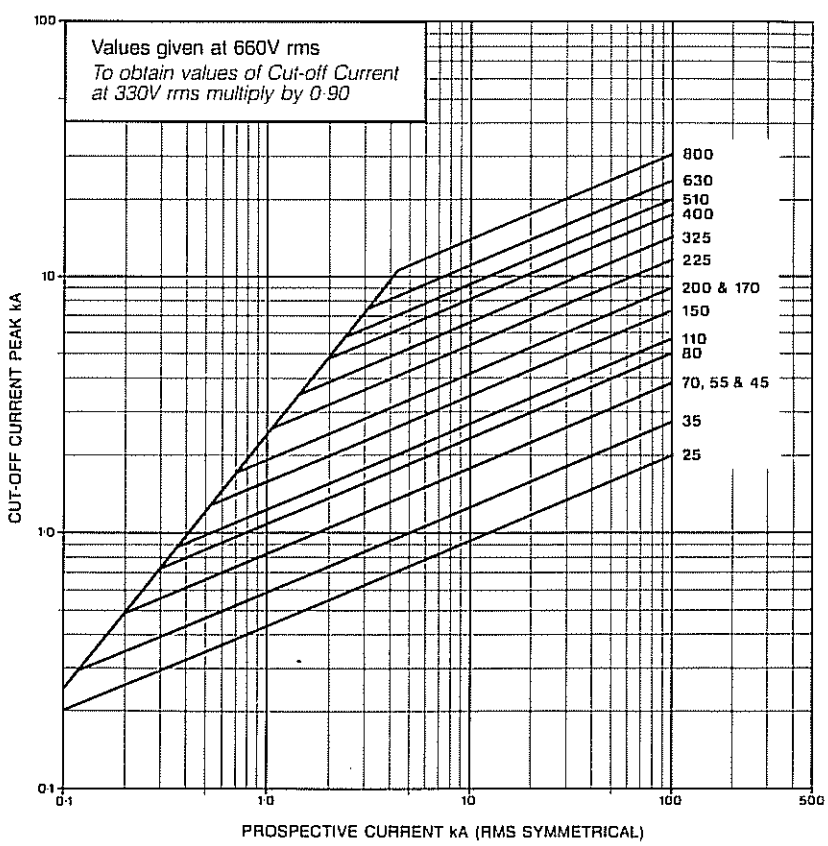

Type 'GSGB'
I^2t variations with prospective current

Pre-arcing

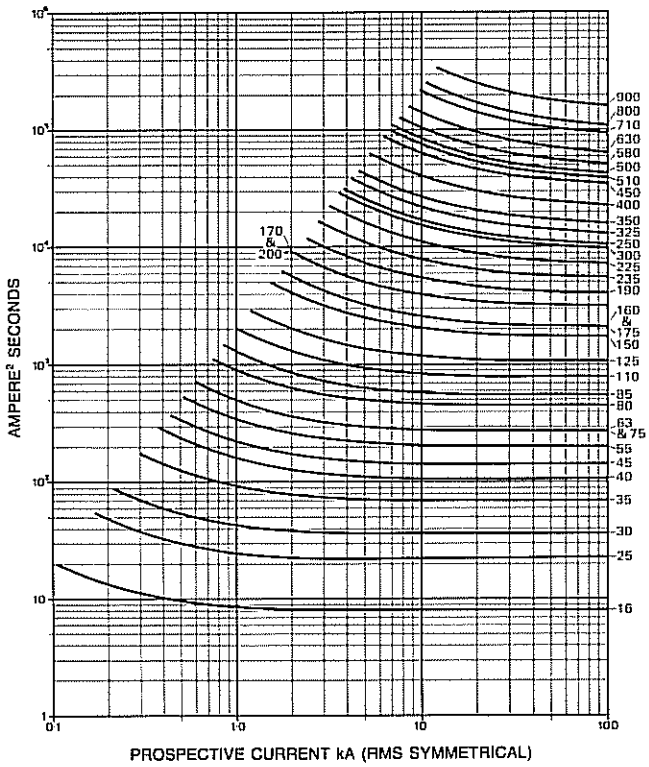

165 Volt RMS

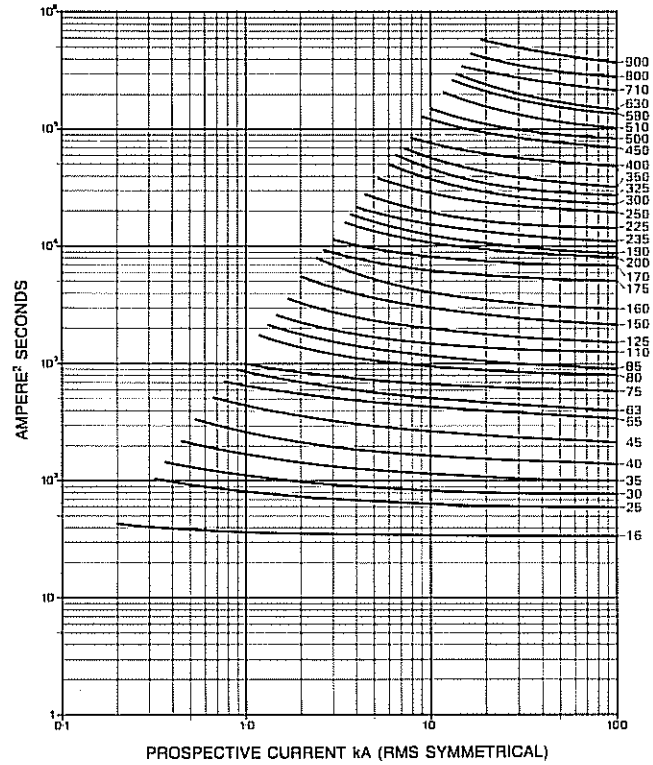

330 Volt RMS

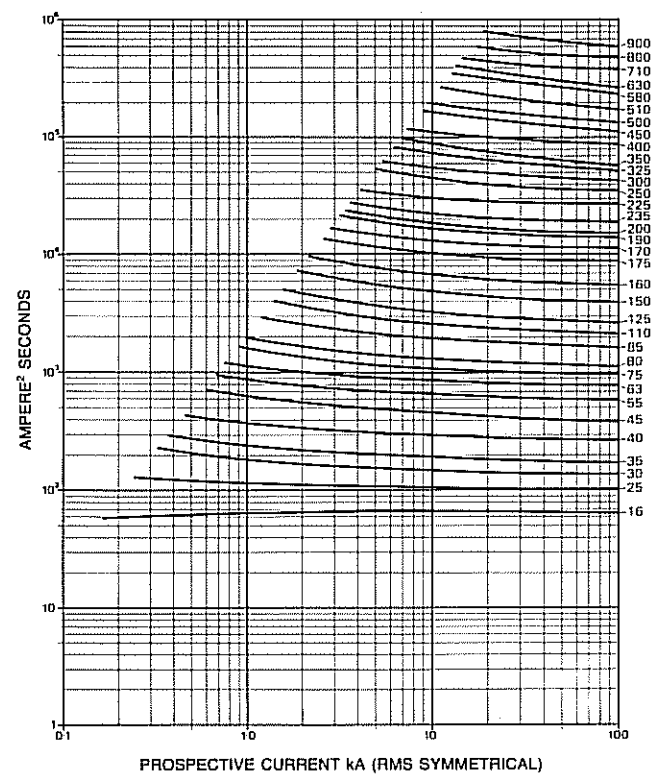

Type 'GSGB'

I^2t variations with prospective current

415 Volt RMS

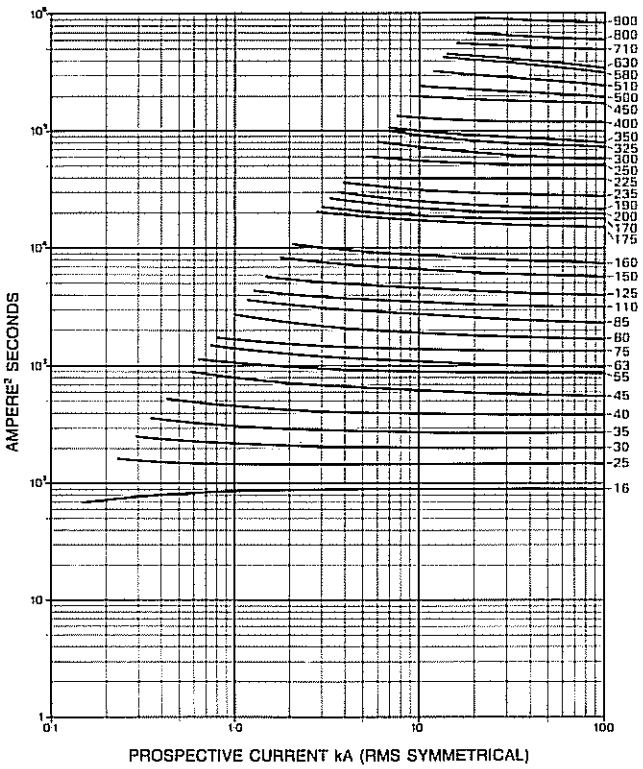

660 Volt RMS

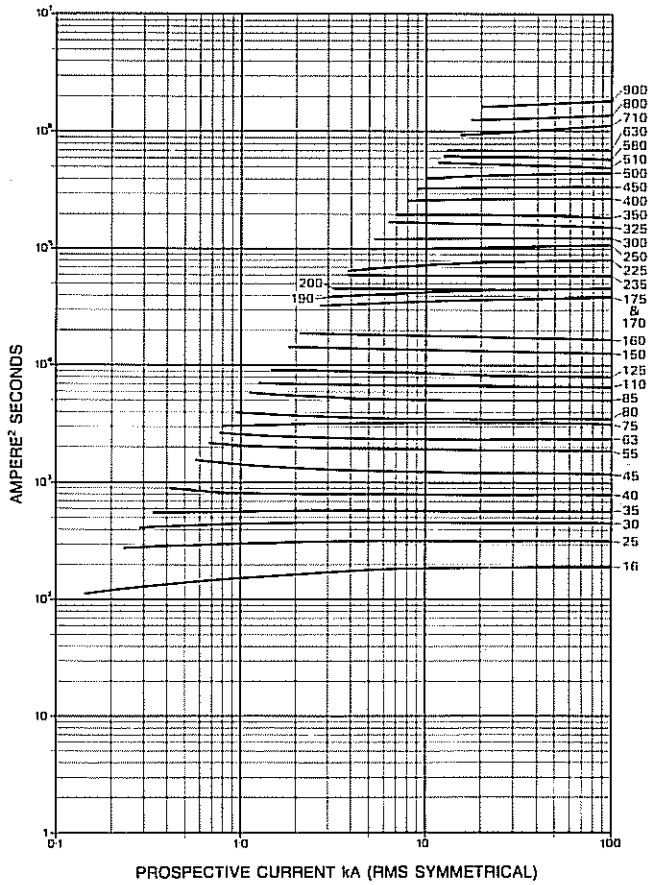

Type 'GSGB'
Variation of arc voltage with applied voltage

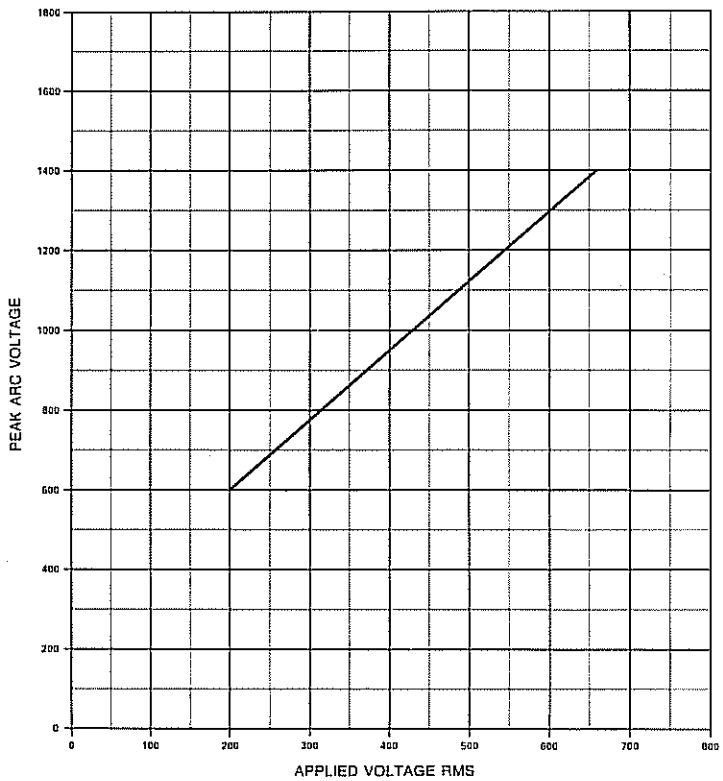

Type 'GSGB'
De-rating at high ambients

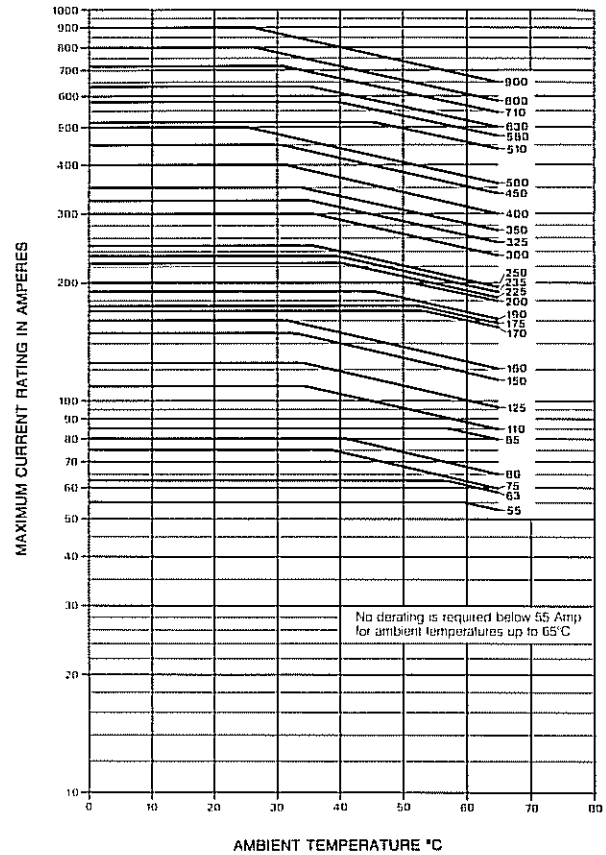

Type 'GSGB'
Forced air cooling up-rating curve

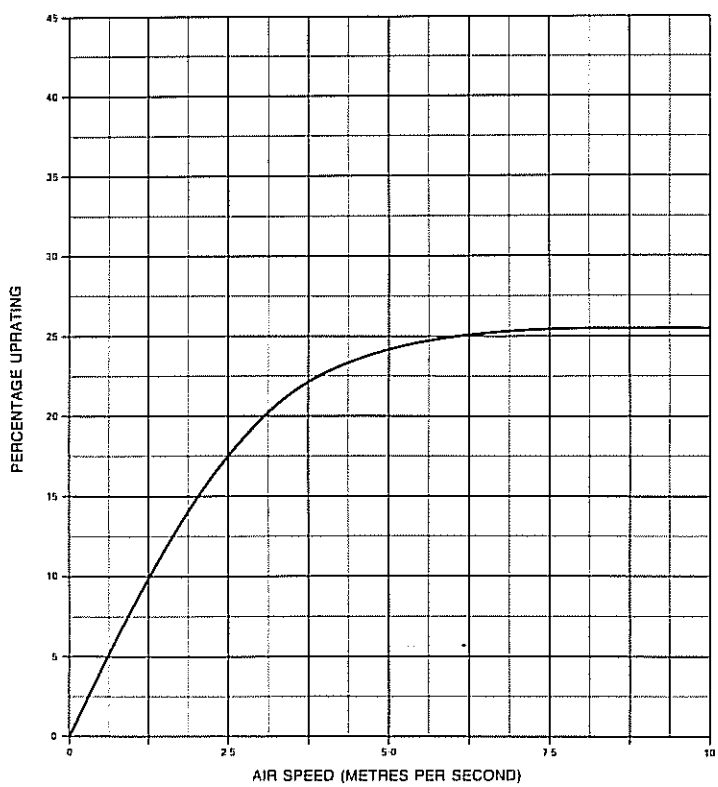

Figure 6

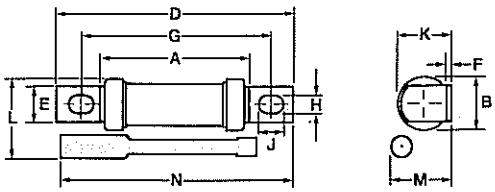

Figure 8

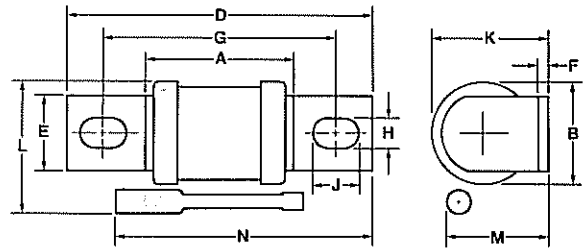

Figure 7

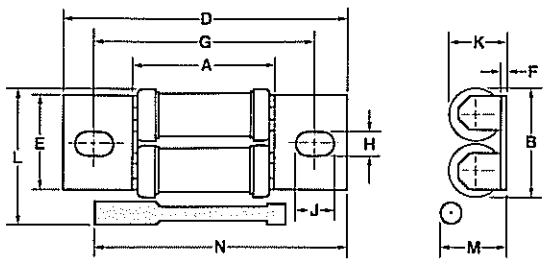

Figure 9

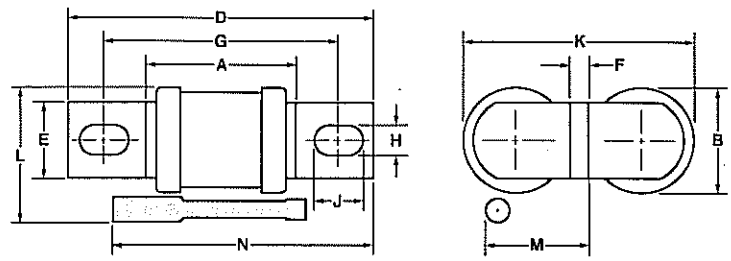

Figure 10

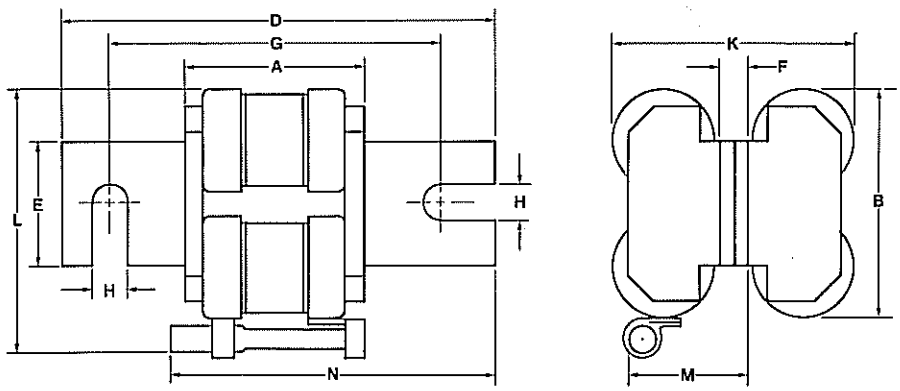

Type	Rating	Fig. No.	Dimensions *in millimetres*											
	Amp		A	B	D	E	F	G	H	J	K	L	M	N
GSGB#	16	6	50	17.3	79.5	12	1.6	61.8	6.4	7.9	18.2	–	–	–
GSGB	25-80	6	50	17.3	79.5	12	1.6	61.8	6.4	7.9	18.2	28.6	24.6	70.4
	75-160	7	48	35.7	95	31.8	1.6	72	8.3	13.4	19	46.4	23.8	80.2
	170-250	8	55	34.6	107	25.4	3.2	81.7	10.3	15.5	38.8	45.3	35.2	84.1
	175-500	9	55	34.6	107	25.4	6.4	81.7	10.3	15.5	77.6	45.3	38.4	84.1
*GSGB	510-900	10	57.2	73.8	143	39.7	9.6	110	11.5	–	80.8	84.5	40.8	102

Note: Add-on indicator fuse link shown shaded.

** Add-on indicator fuse link conversion kits are not available for this range of fuse links. For indicated version order as GISGB/– – –.*

 # Indicator not available on this size.