Shock-Safe Fuseholder, 5 x 20 / 6.3 x 32 mm, Slotted Cap / Fingergrip

new



Socket with Fingergrip Cap



Socket with Slotted Cap

500 VAC · 4 W / 16 A (VDE) · 600 VAC/VDC · 32 A (UL/CSA)

Description
- Fuseholder for 600 VAC applications
- Fuseholder with high rated power acceptance
- Screw type fuse carrier
- Meets the requirements of IEC 60335-1 for appliances in unattended use. This includes the enhanced requirements of glow wire tests acc. to IEC 60695-2-12 and -13.

Unique Selling Proposition
- Fuseholder for high performance applications
- High protection class IP67
- Easy, fast snap-in mounting

Standards
- IEC 60127-6 Edition 2.0
- UL 4248-1
- CSA 22.2 no. 4248.1

Approvals
- Approval Reference Type: FUS
- VDE Certificate Number: 40044384
- UL File Number: E39328

Applications
- Equipment with three-phase supply (400 VAC)
- Applications with rated current up to 16 A (VDE)

Weblinks
pdf datasheet, html-datasheet, General Product Information, Packaging details, Approvals, CE declaration of conformity, RoHS, CHINA-RoHS, REACH, Distributor-Stock-Check, Detailed request for product, Microsite

Technical Data

Shock-Safe Category	PC2
Fuse-Link	5 x 20 or 6.3 x 32 mm
Mounting	Panel Mount, Front Side
Attachment	Snap-in
Terminal	Solder or Quick-Connect 6.3 x 0.8 mm
Rated Voltage	500 VAC (VDE), 600 VAC/VDC (UL/CSA)
Rated current	16 A (VDE), 32 A (UL/CSA)
Rated Power Acceptance IEC	4 W / 16 A @ Ta 23 °C Admissible power acceptance at higher ambient temperature see derating curves
Degree of Protection	IP 67
Protection Class	Suitable for appliances with protection class I or II acc. to IEC 61140
Admissible Ambient Air Temp.	-40 °C to 85 °C
Climatic Category	40/085/21 acc. to IEC 60068-1
Material: Socket	Thermoplastic, black, UL 94V-0
Material: Terminals	Tin-Plated Copper
Unit Weight	36.1 g / 39.4 g
Storage Conditions	0 °C to 60 °C, max. 70% r.h.
Product Marking	⊟, Type, Rated Voltage, Power Rating, Rated current, Approvals

Soldering Methods	Iron Soldering Profile
Solderability	350 °C / 3 sec acc. to IEC 60068-2-20, Test Ta, method 2
Resistance to Soldering Heat	350 °C / 10 sec acc. to IEC 60068-2-20
Contact Resistance	≤ 10 mΩ at 20 mV acc. to IEC 60127-6
Dielectric Strength	> 3 kV between Life parts (50 Hz; 1 min)
Impulse Withstand Voltage	> 4 kV between Life parts
Insulation Resistance	≥ 10 MΩ between Life parts (500 VDC; 1 min)
Overvoltage Category	III acc. to IEC 60664-1
Pollution Degree	3 acc. to IEC 60664-1
Resistance to Vibration	acc. to IEC 60068-2-6, test Fc
Panel Thickness	1.0 - 3.0 mm

Detailed information on product approvals, code requirements, usage instructions and detailed test conditions can be looked up in General Product Information

Dimension [mm]

70.6 mm

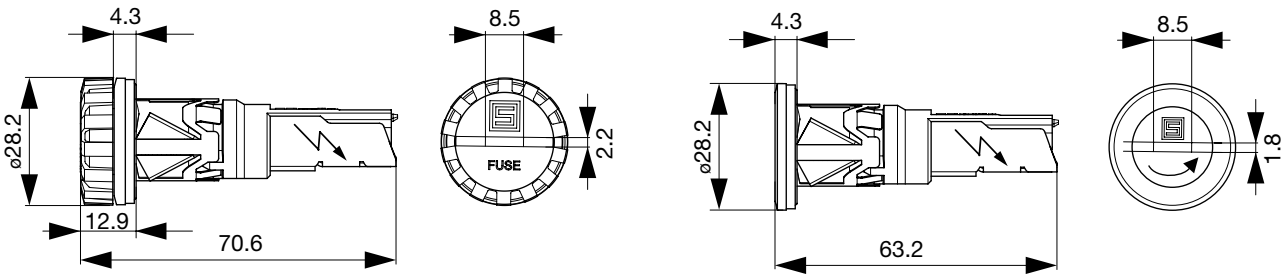

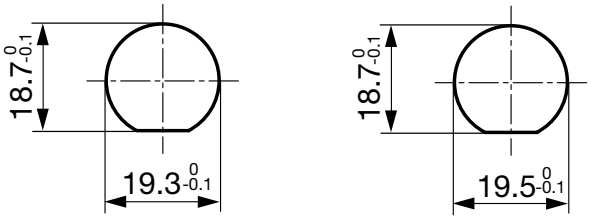

Plate thickness 1mm

Plate thickness 1.5, 2.0, 3.0mm

Derating Curves

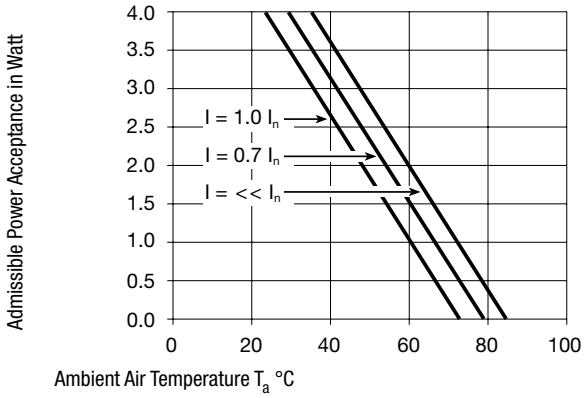

All Variants

Holder	Cap	Fuse-Link	Terminal	Degree of Protection	Order Number	
●	slotted	5 x 20mm	Quick-Connect 6.3 x 0.8 mm	IP 67	0031.9156	
●	slotted	6.3 x 32mm	Quick-Connect 6.3 x 0.8 mm	IP 67	0031.9157	
●	Fingergrip	5 x 20mm	Quick-Connect 6.3 x 0.8 mm	IP 67	0031.9158	
●	Fingergrip	6.3 x 32mm	Quick-Connect 6.3 x 0.8 mm	IP 67	0031.9159	
●	slotted	5 x 20mm	Solder	IP 67	0031.9160	
●	slotted	6.3 x 32mm	Solder	IP 67	0031.9161	
●	Fingergrip	5 x 20mm	Solder	IP 67	0031.9162	
●	Fingergrip	6.3 x 32mm	Solder	IP 67	0031.9163	

Most Popular.

Availability for all products can be searched real-time:http://www.schurter.com/en/Stock-Check/Stock-Check-SCHURTER

Packaging Unit Bulk (25 pcs.)

02.09.2017

The specifications, descriptions and illustrations indicated in this document are based on current information. All content is subject to modifications and amendments. Information furnished is believed to be accurate and reliable. However, users should independently evaluate the suitability and test each product selected for their own applications.