

Cable clamps and cage terminals

Distribution

born_034_a_1_cat



Cage terminals

serre_001_a_1_cat



Cable clamps

The solution for

> Electrical distribution



Conformity to standards

Cable clamps:

> IEC 61439-1
> DIN 46206

Cage terminals

> IEC 60947-1 (if mounted to SOCOMEC devices)
> NF C 63-060
> NF C 63-062

Function

SOCOMEC **power cable clamps** ensure the connection of copper or aluminium cables onto plates or onto bars.

Available in aluminium or tin-plated brass, they provide increased mechanical resistance and high resistance to humidity (supplied "tropicalised").

SOCOMEC **cage terminals** are connection devices fixed onto the connection plates of SOCOMEC switches, changeover switches and fuse switches. They enable a direct terminal-free connection to the rigid copper and aluminium conductors and integration under the IP2 protective cover.

Characteristics

Cable clamps

- 3 cross-section ranges from 35 to 300 mm²
- 2 cable clamp models with bracket mounting: single-double.

Cage terminals

- Ratings: From 160 to 630 A.
- Number of poles: 3 and 4.
- Material: tin-plated aluminium.

Single cable clamps

References

Tightening capacity (mm²)	Ø maxi cabling (mm)	Corresponding power terminals	Reference
35 ... 185	17	Type 4	4500 **0013**
95 ... 240	20	Type 4	4500 **0022**
150 ... 300	25	Type 5	4500 **0028**

Tightening capacity (mm²)	A	B	C	J
35 ... 185	42	48	35	26
95 ... 240	54	50	45	31.5
150 ... 300	53	50	60	33

Dimensions

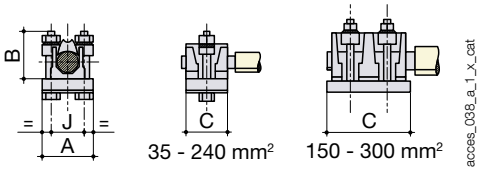

acces_038_a_1_x_cat

socomec Innovative Power Solutions

Double cable clamps

References

Tightening capacity (mm^2)	Ø maxi cabling (mm)	Corresponding power terminals	Reference
35 ... 185	17	Type 4	4500 **0031**
95 ... 240	20	Type 4	4500 **0032**
150 ... 300	25	Type 5	4500 **0034**

Dimensions

Tightening capacity (mm^2)	A	B	C	J	J_1
35 ... 185	42	48	35	26	
95 ... 240	54	50	45	31.5	
150 ... 300	53	50	60	33	33

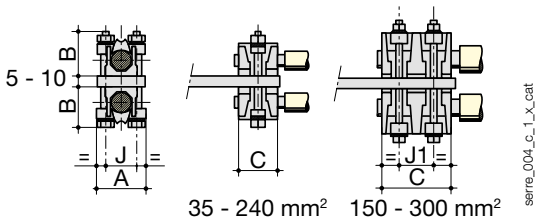

serre_004_c_1_x_cat

Single cage terminals

References

Tightening capacity (mm^2)	Rating Switch (A)	No. of poles	Tightening torque (Nm)	Flexible bar width (mm)	Reference
16 ... 95	160	3 P	14	13	5400 **3016**
16 ... 95	160	4 P	14	13	5400 **4016**
16 ... 185	250	3 P	25	18	5400 **3025**
16 ... 185	250	4 P	25	18	5400 **4025**
50 ... 240	400	3 P	45	20	5400 **3040**
50 ... 240	400	4 P	45	20	5400 **4040**
70 ... 300	630	3 P	45	24	5400 **3063**
70 ... 300	630	4 P	45	24	5400 **4063**


born_018_a_1_cat

Dimensions

Rating of switch (A)	A	A_1	C	E	R	T	ØX	X_1	Z
160	47.5	22.5	25	12	20	3.5	8.5	M12	10
250	62	31.5	31.5	16.5	25	2.5	10.5	M16	14
400	71.5	32	38	9	32	5	10.5	M20	15
630	76.5	37	38	9	40	5	12.5	M20	15

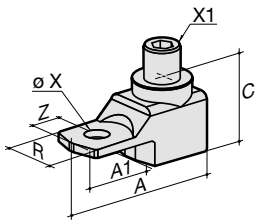

born_019_a_1_x_cat

Double cage terminals

References

Tightening capacity (mm^2)	Rating Switch (A)	No. of poles	Tightening torque (Nm)	Flexible bar width (mm)	Reference
16 ... 95	160	3 P	14	13	5400 **3216**
16 ... 95	160	4 P	14	13	5400 **4216**
16 ... 185	250	3 P	25	18	5400 **3225**
16 ... 185	250	4 P	25	18	5400 **4225**
50 ... 240	400	3 P	45	20	5400 **3240**
50 ... 240	400	4 P	45	20	5400 **4240**
70 ... 300	630	3 P	45	24	5400 **3263**
70 ... 300	630	4 P	45	24	5400 **4263**


born_020_a_1_cat

Dimensions

Rating of switch (A)	A	A_1	C	E	R	T	ØX	X_1	Z
160	47.5	22.5	25	12	20	3.5	8.5	M12	10
250	62	31.5	31.5	16.5	25	2.5	10.5	M16	14
400	71.5	32	38	9	32	5	10.5	M20	15
630	76.5	37	38	9	40	5	12.5	M20	15

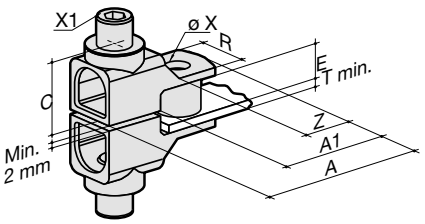

born_021_a_1_x_cat