Hour counters

Hour counters, Installation, analogue



taxxo 112



taxxo 612



taxxo 712



taxxo 200



taxxo 100

Description

- Hour counters with synchronous motor drive
- Front panel devices/wall-mounted devices with click-in or tension clamp brackets for walls up to a maximum of 10 mm thick
- Clamp or flat plug connection 6.3 mm
- Progress display

Product selection

Type of installation	Colour	Operating voltage	Packaging type	Type	Item no.
Installation, 45.2 x 45.2 mm	Black	120 V/60 Hz	Individual packaging	taxxo 112	05.15.1031.1
	Grey	230 V AC, 60 Hz	Individual packaging	taxxo 112	05.15.1123.1
	Grey	24 V AC, 50 Hz	Individual packaging	taxxo 112	05.15.1125.1
	Grey	230 V AC, 50 Hz	Individual packaging	taxxo 112	05.15.1127.1
	Grey	230 V AC, 60 Hz	Individual packaging	taxxo 112	05.15.1135.1
	Black	230 V AC, 50 Hz	Individual packaging	taxxo 112	05.15.1142.1
	Black	230 V AC, 60 Hz	Individual packaging	taxxo 112	05.15.1143.1
Installation, 33 x 22 mm	Black	230 V AC, 50 Hz	Individual packaging	taxxo 612	05.20.0006.1
Installation, 50.2 x 25.2 mm	Black	230 V AC, 50 Hz	Individual packaging	taxxo 712	05.20 .0004.1
Installation, Ø 50.2 mm	Grey	230 V AC, 50 Hz	Individual packaging	taxxo 200	05.15.1096.1
Surface mounting, 48 x 48 mm	Grey	230 V AC, 50 Hz	Individual packaging	taxxo 100	05.15.1001.1

Technical data

	taxxo 112 - 05.15.1031.1	taxxo 112 - 05.15.1123.1	taxxo 112 - 05.15.1125.1	taxxo 112 - 05.15.1127.1	taxxo 112 - 05.15.1135.1	taxxo 112 - 05.15.1142.1	taxxo 112 - 05.15.1143.1	taxxo 612	taxxo 712	taxxo 200	taxxo 100
Operating voltage	120 V	230 V AC	24 V AC	230 V AC				230 V AC			
Frequency	60 Hz		50 Hz		60 Hz	50 Hz	60 Hz	50 Hz			
Type of installation	Installation										Structure
Front plate size	48 x 48 mm							36 x 24 mm	54 x 29 mm	Ø 58 mm	48 x 48 mm
Counting range	99,999.9 hours without reset										
Protection rating	IP 65 on the front/IP 20 for the terminals										
Protection class	II as per EN 60 335-1										
Ambient temperature	–30 °C to +80 °C										

Scale drawing

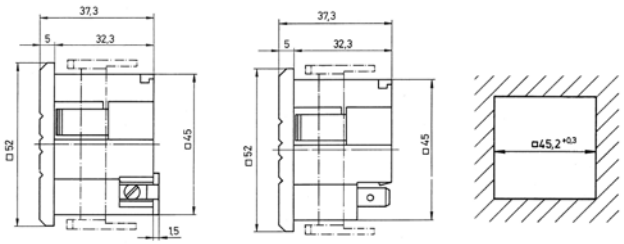

taxxo 112

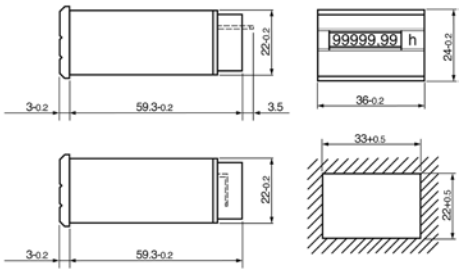

taxxo 612

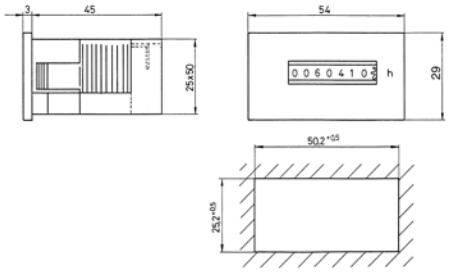

taxxo 712

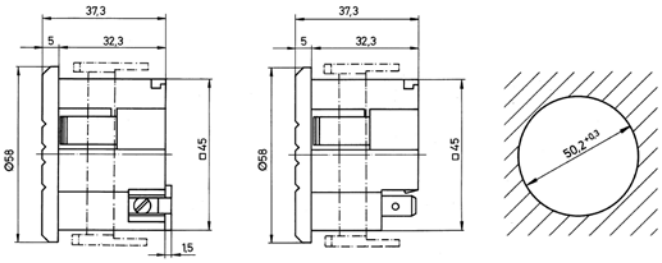

taxxo 200

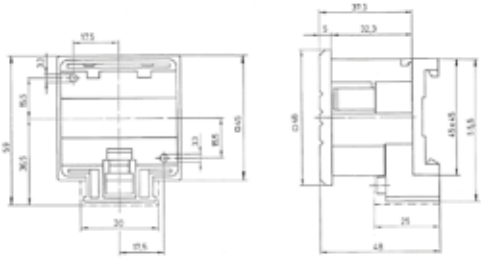

taxxo 100

Connection examples

Pin 1 + 4 = Versorgungsspannung

1 = DC „–“ (GND) oder AC
2 = Zeit- bzw. Impulszählereingang
3 = Reset
4 = DC „+“ oder AC

