AC Filter 2-Stage, Broad Band Attenuation



Description
- Chassis:
  Screw-on mounting, from top
- Line-filter in standard version, 2 positions, very high attenuation
- High symmetrical and asymmetrical attenuation in the frequency range from 10kHz up to 30MHz

Approvals
- VDE Certificate Number: 40004673
- UL File Number: E72928

Characteristics
- Designed for high current applications
- Protection against interference voltage from the mains
  Possible interferences generated in the equipment are strongly attenuated
- Especially designed for industrial applications such as: Frequency Converters, Stepper Motor Drives, UPS-Systems, Inverters
- Suitable for use in equipment according to IEC/UL 60950

Other versions on request
- Version with wire connection

References
Alternative: Standard version

Weblinks
pdf-datasheet, html-datasheet, General Product Information, Approvals, CE declaration of conformity, RoHS, CHINA-RoHS, REACH, e-Shop, SCHURTER-Stock-Check, Distributor-Stock-Check, Detailed request for product

Technical Data

Ratings IEC	8 - 25 A @ Ta 40 °C / 250 VAC; 50 Hz
Ratings UL/CSA	8 - 25 A @ Ta 40 °C / 125 VAC; 60 Hz
Leakage Current	industrial < 3.5 mA (V / 60 Hz)
Dielectric Strength	> 1.7 kVDC between L-N > 2.7 kVDC between L/N-PE Test voltage (2 sec)
Allowable Operation Temp.	-25 °C to 100 °C
Climatic Category	25/100/21 acc. to IEC 60068-1
Protection Class	Suitable for appliances with protection class I acc. to IEC 61140
Terminal	Screw
Material: Housing	Metal

Line Filter	Standard and Industrial Version, IEC 60939, UL 1283, CSA C22.2 no. 8 Technical Details
MTBF	> 200'000 h acc. to MIL-HB-217 F

Dimension

Case 24-2

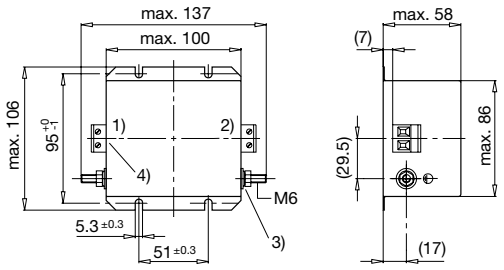

1) Line
2) Load
3) Nut torque 3...4 Nm
4) I/O Connections torque 0.6...0.8

Case 16-2

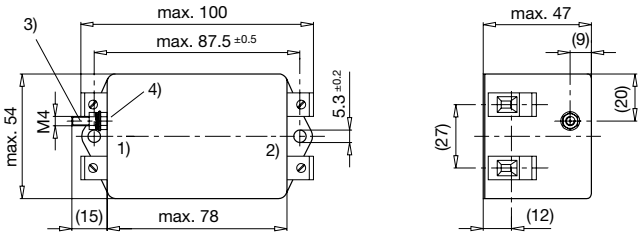

1) Line
2) Load
3) Nut torque 3...4 Nm
4) Do not unscrew lock-nut

Case 31-2

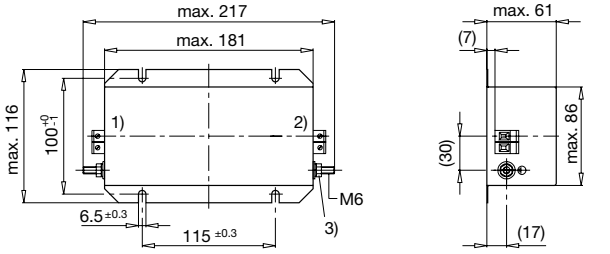

1) Line
2) Load
3) Nut torque 3...4 Nm

Case 31-6

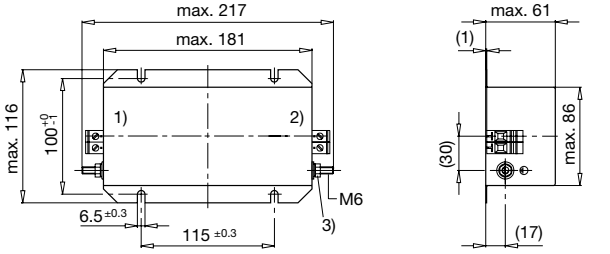

1) Line
2) Load
3) Nut torque 3...4 Nm

Diagrams

S1 standard version

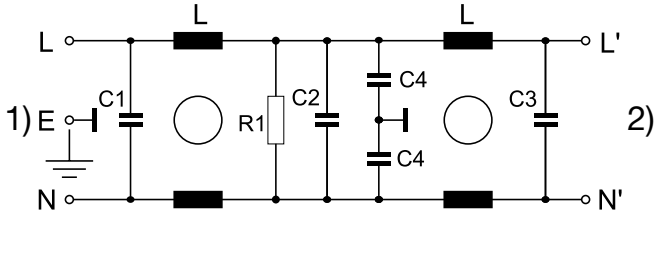

1) Line
2) Load

S2 standard version

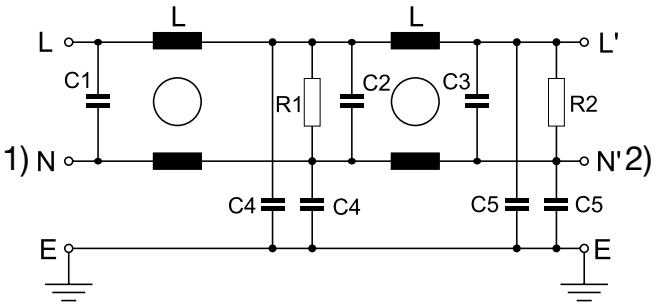

1) Line
2) Load

Attenuation Loss

- - - - differential mode _____ common mode

Standard version

8 A

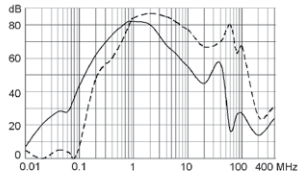

Industrial version

12 A

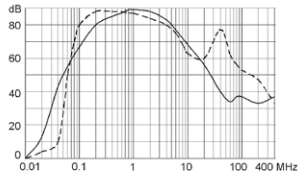

16 A

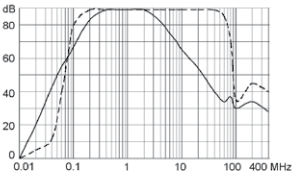

25 A

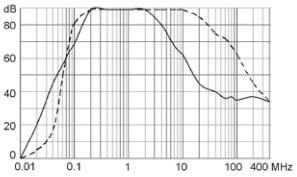

All Variants

Rated Current [A]	Filter-Type	Leakage Current [mA]	L [mH]	C1 (X2) [µF]	C2 (X2) [µF]	C3 (X2) [µF]	C4 (Y2) [nF]	C5 (Y2) [nF]	R1, R2 [MΩ]	Diagram	Clamps [mm²]	Weight [g]	Housing	Order Number
8	Standard Version	0.25	2 x 7	0.1	0.15	0.47	2.2	-	1	S1	4	410 g	16-2	5500.2068
12	Industrial Version	3.5	2 x 5	2.2	2.2	2.2	33	2.2	0.5	S2	4	1000 g	24-2	5500.2069
16	Industrial Version	3.5	2 x 3.5	2.2	2.2	2.2	33	2.2	0.5	S2	4	2400 g	31-2	5500.2070
25	Industrial Version	3.5	2 x 3.5	2.2	2.2	2.2	33	2.2	0.5	S2	6	2500 g	31-6	5500.2071

Most Popular.

Availability for all products can be searched real-time:http://www.schurter.com/en/Stock-Check/Stock-Check-SCHURTER

Packaging unit 5 Pcs

04.03.2015

The specifications, descriptions and illustrations indicated in this document are based on current information. All content is subject to modifications and amendments. Information furnished is believed to be accurate and reliable. However, users should independently evaluate the suitability and test each product selected for their own applications.