2.7 M8 sensor cable

2.7.1 Order data

Length	Short description	
	M8 sensor cable	
2.0 m	X67CA0D40.0020	X67CA0D50.0020
5.0 m	X67CA0D40.0050	X67CA0D50.0050
10.0 m	X67CA0D40.0100	X67CA0D50.0100
15.0 m	X67CA0D40.0150	X67CA0D50.0150
20.0 m	X67CA0D40.0200	X67CA0D50.0200
Page	699	700
		

Table 579: X67CA0Dxx M8 sensor cable - Order data

2.7.2 Technical data

Product ID	M8 sensor cable
General information	
Cable cross section mm² AWG	 3 x 0.34 mm² 3 x 22 AWG
Durability	Good chemical and oil resistance
Lines (wires)	
Lines	Fine-stranded wires 0.34 mm² (22 AWG) Class 6 (42 x 0.1 mm / 42 x 38 AWG)"
Wire insulation	PVC
Characteristics	Free of CDC, cadmium and lead
Wire colors	Brown, black, blue
Cable structure	
Lines Stranding Shield	 3-wire twisted pair No
Outer sheathing Material Characteristics Color Labeling	 Double jacket PUR / PVC Free of CDC, cadmium and lead Gray B&R X67CA0Dxx.xxxx
Electrical characteristics	
Degree of insulation	Category II according to IEC 60664-1
Installed voltage	Max. 60 V AC / DC
Rated current	Max. 4 A / contact
Mechanical characteristics	
Protection type - plug/coupling	IP67, only when screwed in
Temperature range With fixed installation With flexible installation	 -25 to +70°C -5 to +70°C
Outer diameter	4.9 mm ± 0.2 mm
Flex radius	≥ 10 x outer diameter

Table 580: X67CA0Dxx M8 sensor cable - Technical data

2.7.3 X67CA0D40.xxxx

Dimensions
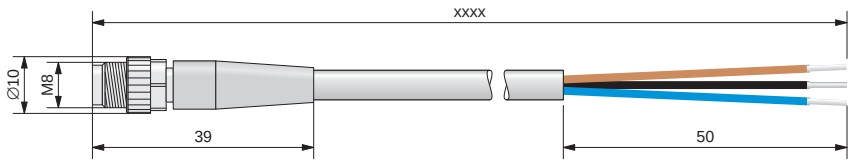

Pin assignments				
Plugs	**Pin**	**Name**	**Wire colors**	**Open**
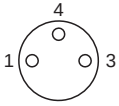	1	Sensor/actuator supply 24 VDC	Brown	For custom wiring
	3	GND	Blue	
	4	Input/output x	Black	

Table 581: X67CA0D40 M8 sensor cable - Measurements and pin assignments

Cable lengths			
Model number	**Standard length [dm]**	**Actual length [cm]**	**Tolerance [cm]**
X67CA0D40.0020	20	200	+5
X67CA0D40.0050	50	500	+10
X67CA0D40.0100	100	1000	+10
X67CA0D40.0150	150	1500	+10
X67CA0D40.0200	200	2000	+10

Table 582: X67CA0D40 M8 sensor cable - Cable lengths

2.7.4 X67CA0D50.xxxx

Dimensions

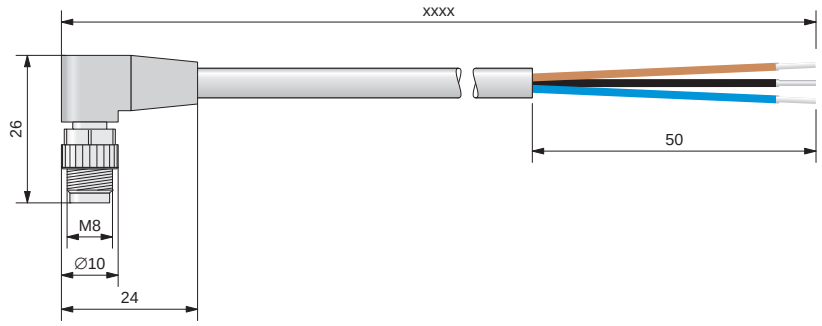

Pin assignments

Plugs	Pin	Name	Wire colors	Open
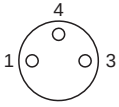	1	Sensor/actuator supply 24 VDC	Brown	For custom wiring
	3	GND	Blue	
	4	Input/output x	Black	

Table 583: X67CA0D50 M8 sensor cable - Measurements and pin assignments

Cable lengths

Model number	Standard length [dm]	Actual length [cm]	Tolerance [cm]
X67CA0D50.0020	20	200	+5
X67CA0D50.0050	50	500	+10
X67CA0D50.0100	100	1000	+10
X67CA0D50.0150	150	1500	+10
X67CA0D50.0200	200	2000	+10

Table 584: X67CA0D50 M8 sensor cable - Cable lengths