ECOOL Filterfan PF 32.000

ECOOL Exhaust filter PFA 30.000



- installation size 3, air flow rate up to 125 m³/h
- system of protection IP 54 and IP 55, NEMA type 12
- UL, cUL approval
- UV-resistance (IP 55 version)

Data		PF 32.000					Unit
Article number	IP 54	11632101055	11632151055	11632851055	11632801055	11632701055	
	IP 55	11632103055	11632153055	11632853055	11632803055	11632703055	
Rated voltage ± 10%		AC 50 / 60 Hz		DC			
		230	115	12	24	48	V
Unimpeded airflow	IP 54	110 / 125					m³/h
	IP 55	100 / 110					
Airflow rate in combination (PF + PFA 30.000)	IP 54	82 / 93					
	IP 55	55 / 64					
Power consumption		19 / 18	20 / 20	5	5	5	W
Current consumption		0.12 / 0.18	0.24 / 0.23	0.42	0.21	0.1	A
Noise level (according to EN ISO 3741)	IP 54	40 / 40		40			dB (A)
	IP 55						
Weight		0.87		0.61			kg
Type of connection		terminal strip		cable, 2-core, length 310 mm			
Fuse		6					A
System of protection according to EN 60529 / UL 50	IP 54	NEMA type 12 - standard filter					
	IP 55	NEMA type 12 - fluted filter					
Filtration efficiency	IP 54	88					%
	IP 55	91					
Filter mat quality class according to EN 779	IP 54	G 3					
	IP 55	G 4					
Duty cycle		100					%
Bearing type		sleeve bearing		ball bearing			
Service life L_{10} (+ 40 °C)[1]		37,500	40,000	62,500			h
Temperature range		- 40 … + 55 / - 40 … + 131					°C / °F
Design (housing and protection against accidental contact)	IP 54	made of injection-moulded thermoplastic, self-extinguishing, UL 94 VO					
	IP 55	additional: UV-resistant					
Colour		RAL 7035, different colours available on request					

Accessories		Piece	Article number	Information on page
Exhaust filter PFA 30.000	IP 54	1	11730001055	224
	IP 55	1	11730003055	224
Thermostat		1	17121000000	244/246

[1] fan failure is defined as being when the current and speed deviate or the operating noises are out of the ordinary

Approvals see page 183

Pfannenberg
ELECTRO-TECHNOLOGY FOR INDUSTRY

Cooling capacity performance curves

PF 32.000 IP 54

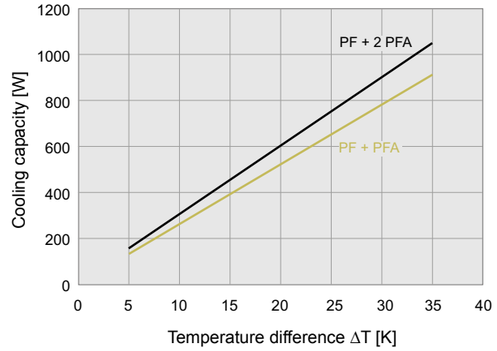

Static pressure performance curves

PF 32.000 IP 54

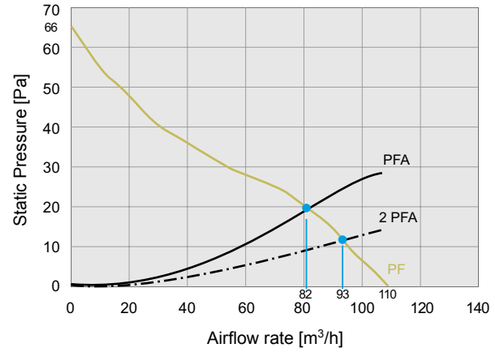

PF 32.000 IP 55

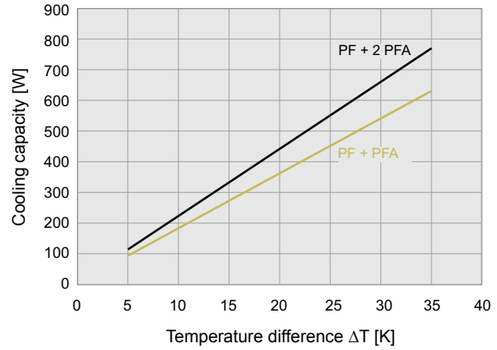

PF 32.000 IP 55

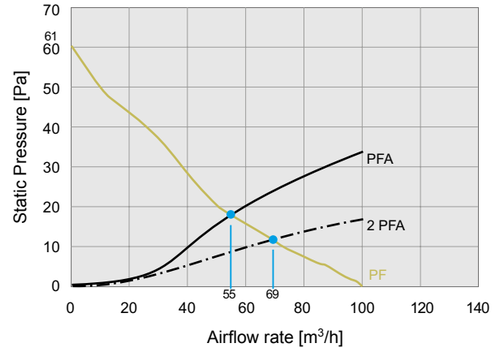

Dimensions

mm	PF 32.000		PFA 30.000
	AC	DC	
X	202	202	202
Y	202	202	202
Z1	6	6	6
Z2	87	81	34
A[1]	177	177	177
B[1]	177	177	177

[1] for material thicknesses up to 2 mm
+ 1 mm for thickness of material > 2 mm ≤ 3 mm

