

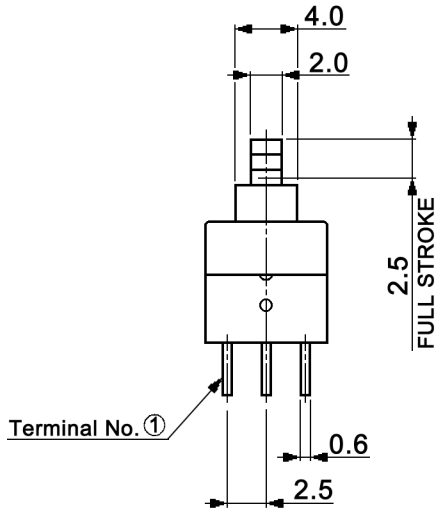

DETAIL A

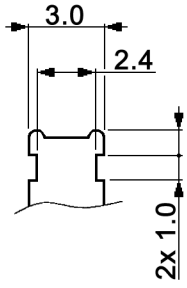

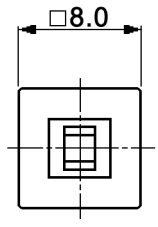

CIRCUIT DIAGRAM
C: COMMON PIN

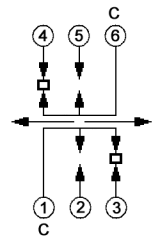

non-shorting

HOLE LAYOUT ⊕0.05
TOP VIEW

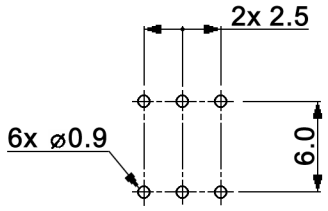

TIME LAG DIAGRAM

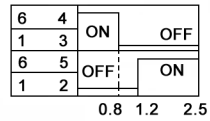

for momentary only

Compliance: RohS II (2011/65/EU)

Tolerances: up to 10: ±0.20mm above 10-50: ±0.30mm			Date	Name
			01/06	dr
Table "y"	01/15	dr		
Revised	11/13	dr		
Specifications	10/13	dr		
Gold plating	05/12	dr		
Rename	04/12	dr		
Revised	02/12	dr		
Revised	09/11	dr		
Modifications	Date	Name		

MPSA 22E08x-O-y-z

knitter-switch

30 07 54

Page 1/2

Specifications:

Contact rating:	0.1A, 30V DC
Contact resistance:	70mOhm max., after life cycle and humidity test 150mOhm max.
Insulation resistance:	100MOhm min., after life cycle test min. 10MOhm
Dielectric strength:	500V AC for 1 minute
Operating temperature:	-10°C to +60°C
Mechanical life:	10 000 cycles
Soldering conditions:	260 +/-5°C, 5 +/-1sec; manual or dip-soldering only, no pre-heat
Material:	Spring: SWC, temper Case: PBT, black Housing: POM, white/black Stem: POM, white Contact plate: C1720 Terminals: brass

x	Switching function
empty	on - (on), momentary
L	on - on, latching

y	Operating force (gf)	Remark
060	60 +/-25	for momentary only
150	150 +/-50	for momentary only
empty	180 +/-80	for latching only
350	350 +/-100	for latching only
500	500 +/-100	for momentary only

z	Contact / terminal surface
(empty)	silver plated over nickel
AU3	0.075µm gold plated over nickel

Compliance: RohS II (2011/65/EU)

Tolerances: up to 10: ±0.20mm above 10-50: ±0.30mm			Date	Name	MPSA 22E08x-O-y-z	
			01/06	dr		
			knitter-switch		30 07 54	Page 2/2
Modifications	Date	Name				