UST 1206

SMD Fuse, 3.2 x 1.6 mm, Time-Lag T, 32 VAC, 63 VDC

new



UL 248-14 · 32 VAC · 63 VDC · Time-Lag T

Description
- UL characteristic
- High melting I²t-values
- High current ratings up to 25 A
- Impermeable to potting compound

Standards
- UL 248-14
- CSA C22.2 no. 248.14

Approvals
- UL File Number: E41599

Applications
- Secondary Protection DC and AC
- Circuits with inrush
- LCD Backlight DC-AC Inverter

References
Packaging Details

Weblinks
pdf-datasheet, html-datasheet, General Product Information, Approvals, CE declaration of conformity, RoHS, CHINA-RoHS, REACH, e-Shop, SCHURTER-Stock-Check, Distributor-Stock-Check, Detailed request for product

Technical Data

Rated Voltage	32 VAC, 63 VDC
Rated current	7 - 25 A
Breaking Capacity	100 A - 600 A
Characteristic	Time-Lag T
Mounting	PCB,SMT
Admissible Ambient Air Temp.	-55 °C to 90 °C
Climatic Category	55/090/21 acc. to IEC 60068-1
Material: Housing	Epoxyd Glass, UL 94V-0
Material: Terminals	Copper, Ni/Au-plated
Unit Weight	0.006 g
Storage Conditions	0 °C to 60 °C, max. 70% r.h.
Product Marking	Letter (see variants)

Soldering Methods	Reflow
Solderability	245 °C / 3 sec acc. to IEC 60068-2-58, Test Td
Resistance to Soldering Heat	260 +0/-5 °C / 30 sec acc. to IPC/JEDEC J-STD-020D, Level 1
Moisture Resistance Test	MIL-STD-202, Method 106E (50 cycles in a temp./mister chamber)
Terminal Strength	MIL-STD-202, Method 211A (Deflection of board 1 mm for 1 minute)
Case Resistance	acc. to EIA/IS-722, Test 4.7 >100 MΩ (between leeds and body)
Resistance to Solvents	MIL-STD-202, Method 215A
Flammability	UL 94V-1 (acc. to EIA/IS-722, Test 4.12)

Dimension

3.2 mm

Reflow soldering pads

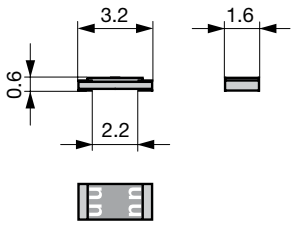

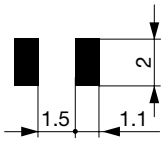

Derating Curves

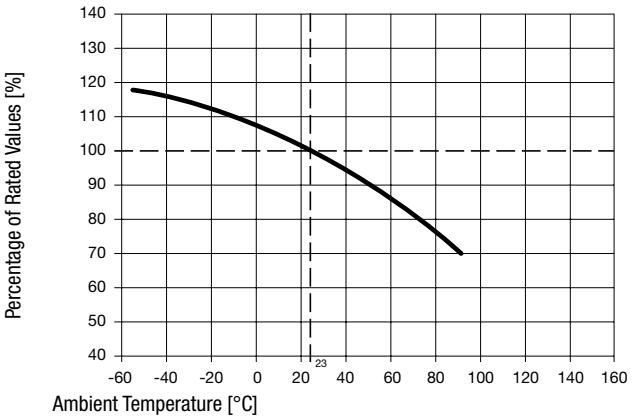

Pre-Arcing Time

Rated Current In	1.0 x In min.	2.5 x In max.	10.0 x In min.	10.0 x In max.
7 A - 25 A	4 h	5 s	1 ms	10 ms

Time-Current-Curves

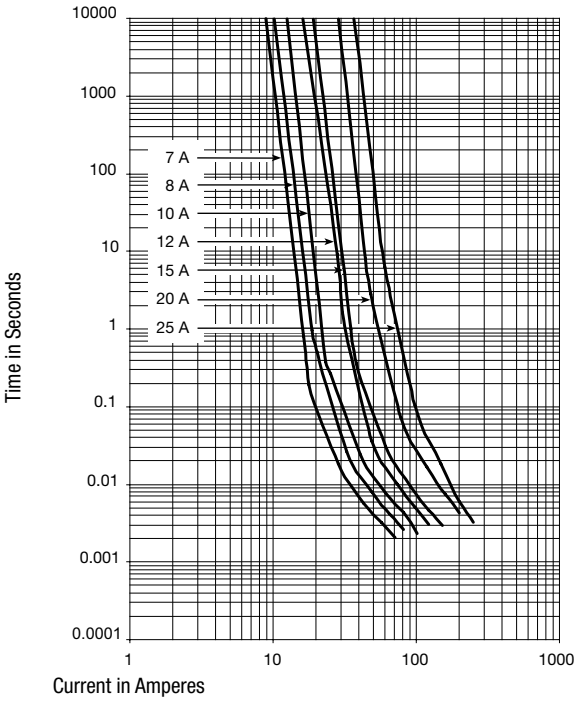

All Variants

Rated Current [A]	Rated Voltage [VAC]	Rated Voltage [VDC]	Marking	Breaking Capacity	Voltage Drop 1.0 In typ. [mV]	Cold Resistance typ. [mΩ]	Melting I²t 8.0 In typ. [A²s]	cULus	Order Number	
7	32	63	mm	1)	73	8.7	8.7	●	3413.0326.xx	
8	32	63	nn	1)	60	6.7	14	●	3413.0327.xx	
10	32	63	oo	1)	69	5.5	21	●	3413.0328.xx	
12	32	63	pp	1)	63	3.9	33	●	3413.0329.xx	
15	32	63	qq	1)	57	3.5	65	●	3413.0330.xx	
20	32	63	rr	1)	53	2.7	110	●	3413.0331.xx	
25	32	63	ss	1)	48	2.1	220	●	3413.0332.xx	

Most Popular.

Availability for all products can be searched real-time:http://www.schurter.com/en/Stock-Check/Stock-Check-SCHURTER

1) UL: 100 A @ 63 VDC, 100 A @ 32 VAC, 150 A @ 24 VAC/DC

1) Additional internal testing: 400 A @ 12 VDC, 600 A @ 9 VDC

Packaging Unit

.xx = .11 Blister Tape of 100 pcs. in Plastic Bag
.xx = .22 Blister Tape 18 cm Reel (1000 pcs.)
.xx = .24 Blister Tape 25.4 cm Reel (5000 pcs.)
.xx = .26 Blister Tape 33 cm Reel (15000 pcs.)

04.05.2015

The specifications, descriptions and illustrations indicated in this document are based on current information. All content is subject to modifications and amendments. Information furnished is believed to be accurate and reliable. However, users should independently evaluate the suitability and test each product selected for their own applications.