Structural system XC

System information



Features



FlexLink structural system XC is based on aluminium beams with T-slots for easy interconnections and attachment of external devices. Beam sizes in the XC system range from 24×24 mm up to 176×88 mm.

The system offers sturdy components which provide high load capacity for both static and linear motion systems. It is used within a wide range of applications, from frameworks, work benches and enclosures to special machinery, pick and place units and gantry robot.

T-slot dimensions

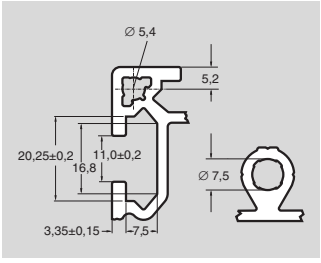

T-slot, standard beam

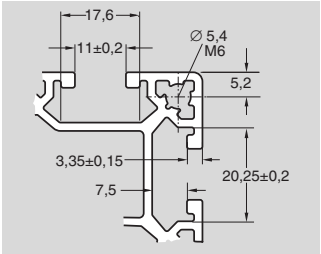

T-slot, lightweight beam

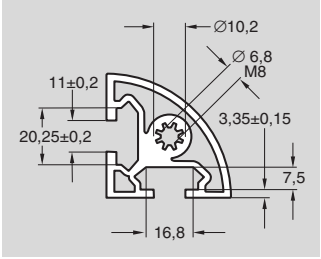

T-slot, corner profile

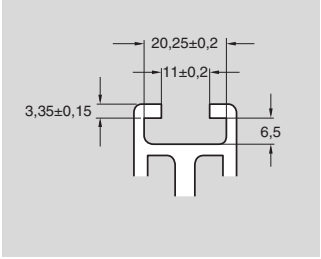

T-slot, small beam

Beam specifications

Beam type	Cross-section mm^2	Weight kg/m	I_x mm^4 $\times 10^4$	I_y mm^4 $\times 10^4$	W_x mm^3 $\times 10^3$	W_y mm^3 $\times 10^3$
XCBM ..x88×176	3970	10,7	1244	369	141	83,9
XCBM ..x44×176	2633	7,11	750	58,2	85,2	26,5
XCBM ..x88×132	2966	8,01	530	259	80,3	58,9
XCBM ..x44×132	2022	5,34	330	40,0	50,0	18,0
XCBM ..x88	1952	5,27	173		39,4	
XCBL ..x88	1180	3,18	126		28,6	
XCBM ..x44×88	1311	3,54	103	25,6	23,5	11,7
XCBL ..x44×88	886	2,39	81,4	21,6	18,5	9,8
XCBM ..x64	1493	4,27	70,2		22,1	
XCBL ..x64	848	2,29	44,5		14,0	
XCBM ..x44×64	1054	2,84	42,0	23,5	13,2	10,7
XCBL ..x44×64	724	1,96	33,9	17,7	10,6	8,1
XCBM ..x44	767	2,07	14,0		6,3	
XCBL ..x44	588	1,59	12,7		5,8	
XCBL ..x44 T2	615	1,66	12,6	13,1	5,6	5,9
XCBL ..x44 T2A	598	1,61	12,9	12,4	5,8	5,6
XCBL ..x44 T3	653	1,76	12,6	13,4	5,7	6,1
XCBR ..x44	708	1,91	13,2	7,8	4,3	2,9
XCBR ..x49		1,77				
XCBA ..x44	572	1,55	9,47	9,47	3,65	3,65
XCBL ..x15×44	327	0,88	6,8	0,83	3,10	1,10
XCBB ..x24×44	375	1,02	5,55	2,41	2,52	2,00
XCBB ..x24×34	310	0,83	3,85	1,75	2,14	1,46
XCBB ..x24	240	0,64	1,10		0,92	

Lengths and tolerance aluminium beams

"3 m" aluminium beams

If no other tolerance is stated in the catalogue all "3 m" aluminium beams will be delivered with a length of 3030 ±5 mm

The extra length compensates for cut losses on local site.

"L-cut" aluminium beams

If no other range is mentioned in the catalogue L-cut aluminium beams can be ordered in the range of 30-3000 mm.

Length tolerances:

Cut length L (mm)	Length tolerance (mm)
30-1000	±0,3
1001-2000	±0,5
2001-3000	±0,8

Support beams

Support beam 88×176

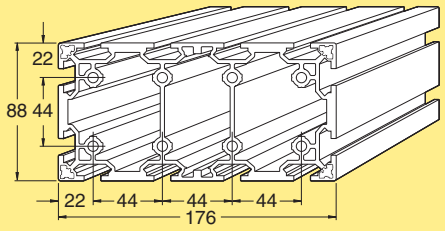

Beam 88 mm × 176 mm
Aluminium, anodized
Length 3 m (3030 ±5 mm) **XCBM 3×88×176**
Length to order (30- 3000 mm) **XCBM L×88×176**

Beam weight: 10,7 kg/m
End cap: Use XCBE 88 (2)

Support beam 44×176

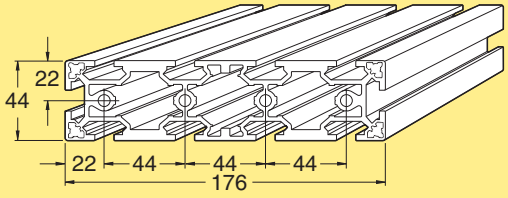

Beam 44 mm × 176 mm
Aluminium, anodized
Length 3 m (3030 ±5 mm) **XCBM 3×44×176**
Length to order (30- 3000 mm) **XCBM L×44×176**

Beam weight: 7,11 kg/m
End cap: Use XCBE 44×88 (2)

Support beam 88×132

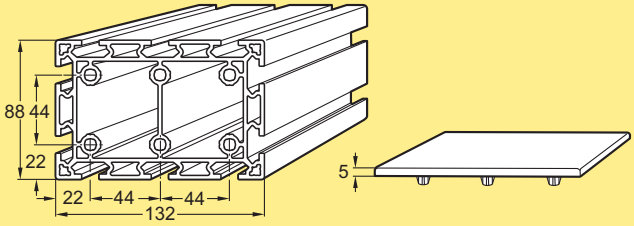

Beam 88 mm × 132 mm
Aluminium, anodized
Length 3 m (3030 ±5 mm) **XCBM 3×88×132**
Length to order (30- 3000 mm) **XCBM L×88×132**

End cap, polyamide **XCBE 88×132 A***

Beam weight: 8,01 kg/m
**Note. Must be ordered in multiples of 10*

Support beam 44×132

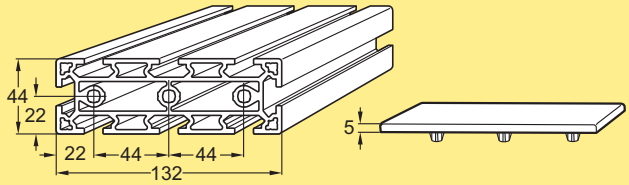

Beam 44 mm × 132 mm
Aluminium, anodized
Length 3 m (3030 ±5 mm) **XCBM 3×44×132**
Length to order (30- 3000 mm) **XCBM L×44×132**

End cap, polyamide **XCBE 44×132 A***

Beam weight: 5,34 kg/m
**Note. Must be ordered in multiples of 10*

Support beam 88×88

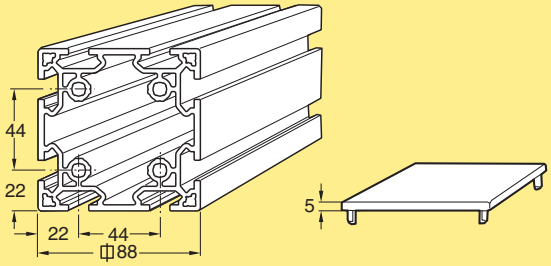

Beam 88 mm × 88 mm
Aluminium, anodized
Length 3 m (3030 ±5 mm) **XCBM 3×88**
Length to order (30- 3000 mm) **XCBM L×88**

End cap, polyamide **XCBE 88***

Beam weight: 5,27 kg/m
**Note. Must be ordered in multiples of 10*

Support beam 88×88, lightweight

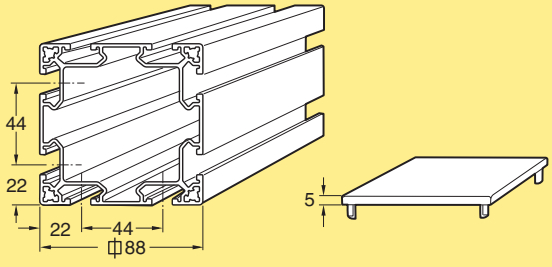

Beam 88 mm × 88 mm
Lightweight design
Aluminium, anodized
Length 3 m (3030 ±5 mm) **XCBL 3×88**
Length to order (30- 3000 mm) **XCBL L×88**

End cap, polyamide **XCBE 88***

Beam weight: 3,18 kg/m
**Note. Must be ordered in multiples of 10*

Support beam 44×88

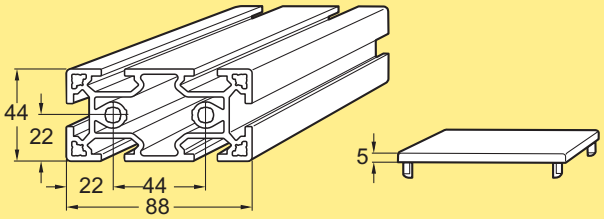

Beam 44 mm × 88 mm
Aluminium, anodized
Length 3 m (3030 ±5 mm) **XCBM 3×44×88**
Length to order (30- 3000 mm) **XCBM L×44×88**

End cap, polyamide **XCBE 44×88***

Beam weight: 3,54 kg/m
**Note. Must be ordered in multiples of 10*

Support beam 44×88, lightweight

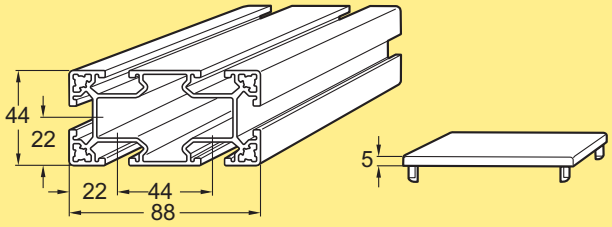

Beam 44 mm × 88 mm
Lightweight design
Aluminium, anodized
Length 3 m (3030 ±5 mm) **XCBL 3×44×88**
Length to order (30- 3000 mm) **XCBL L×44×88**

End cap, polyamide **XCBE 44×88***

Beam weight: 2,39 kg/m
**Note. Must be ordered in multiples of 10*

Support beam 64×64

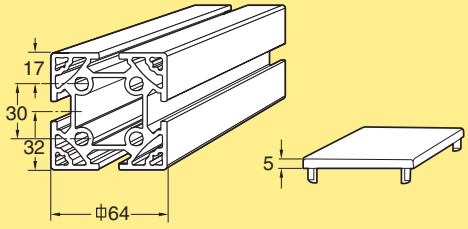

Support beam 64 mm × 64 mm
Aluminium, anodized
Length 3 m (3030 ±5 mm) **XCBM 3×64**
Length to order (30- 3000 mm) **XCBM L×64**

End cap, polyamide **XCBE 64***

Beam weight: 4,27 kg/m
**Note. Must be ordered in multiples of 10*

Support beam 64×64, lightweight

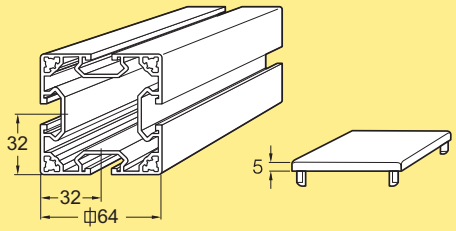

Support beam 64 mm × 64 mm
Lightweight design
Aluminium, anodized
Length 3 m (3030 ±5 mm) **XCBL 3×64**
Length to order (30- 3000 mm) **XCBL L×64**

End cap, polyamide **XCBE 64***

Beam weight: 2,29 kg/m
**Note. Must be ordered in multiples of 10*

Support beam 44×64

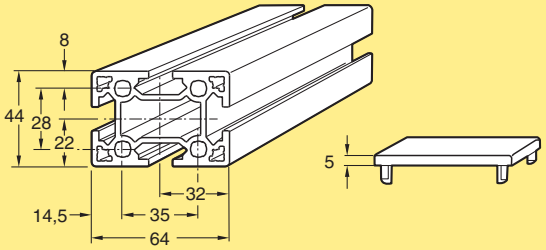

Support beam 44 mm × 64 mm
Aluminium, anodized
Length 3 m (3030 ±5 mm) **XCBM 3×44×64**
Length to order (30- 3000 mm) **XCBM L×44×64**

End cap, polyamide **XCBE 44×64***

Beam weight: 2,84 kg/m
**Note. Must be ordered in multiples of 10*

Support beam 44×64, lightweight

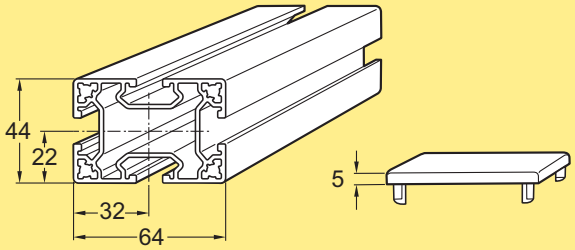

Support beam 44 mm × 64 mm
Lightweight design
Aluminium, anodized
Length 3 m (3030 ±5 mm) **XCBL 3×44×64**
Length to order (30- 3000 mm) **XCBL L×44×64**

End cap, polyamide **XCBE 44×64***

Beam weight: 1,96 kg/m
**Note. Must be ordered in multiples of 10*

Support beam 44×44

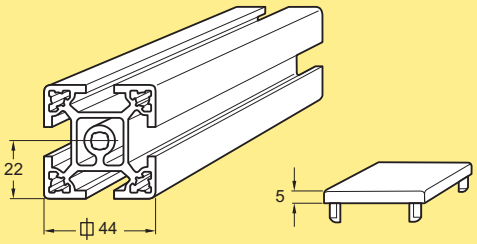

Support beam 44 mm × 44 mm
Aluminium, anodized
Length 3 m (3030 ±5 mm) **XCBM 3×44**
Length to order (30- 3000 mm) **XCBM L×44**

End cap, polyamide **XCBE 44***

Beam weight: 2,07 kg/m
**Note. Must be ordered in multiples of 10*

Support beam 44×44, lightweight

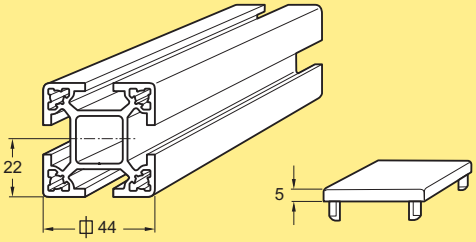

Support beam 44 mm × 44 mm
Lightweight design
Aluminium, anodized
Length 3 m (3030 ±5 mm) **XCBL 3×44**
Length to order (30- 3000 mm) **XCBL L×44**

End cap, polyamide **XCBE 44***

Beam weight: 1,59 kg/m
**Note. Must be ordered in multiples of 10*

Support beam, 45°

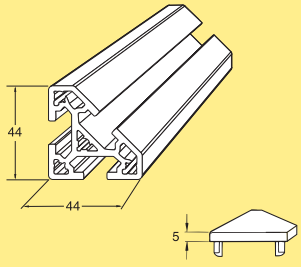

Support beam, 45°
Aluminium, anodized
Length 3 m (3030 ±5 mm) **XCBA 3×44**
Length to order (30- 3000 mm) **XCBA L×44**

End cap, polyamide **XCBE 44 A***

Beam weight: 1,55 kg/m
**Note. Must be ordered in multiples of 10*

Beams for enclosures

FlexLink beams for enclosures: see page 325.

Small beams

Small beam 15×44

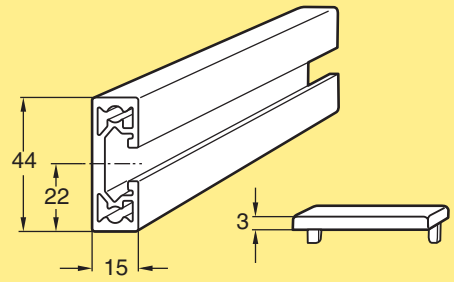

Small beam 15 mm × 44 mm
Lightweight design
Aluminium, anodized
Length 3 m (3030 ±5 mm) **XCBL 3×15×44**
Length to order (30- 3000 mm) **XCBL L×15×44**

End cap, polyamide **XCBE 15×44***

Beam weight: 0,88 kg/m
**Note. Must be ordered in multiples of 10*

Small beam 24×44

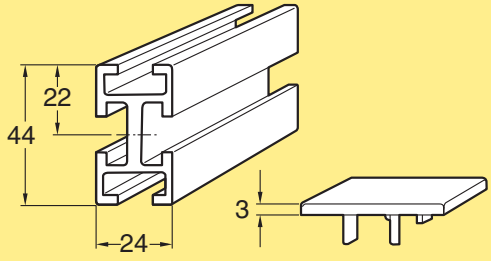

Small beam 24 mm × 44 mm
Aluminium, anodized
Length 3 m (3030 ±5 mm) **XCBB 3×24×44**
Length to order (30- 3000 mm) **XCBB L×24×44**

End cap, polyamide **XCBE 24×44***

Beam weight: 1,02 kg/m
**Note. Must be ordered in multiples of 10*

Small beam 24×34

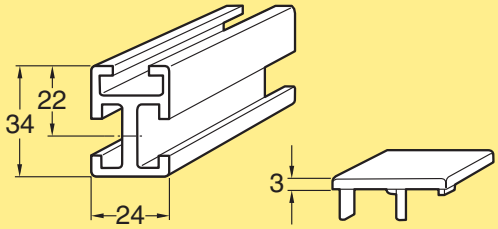

Small beam 24 mm × 34 mm
Aluminium, anodized
Length 3 m (3030 ±5 mm) **XCBB 3×24×34**
Length to order (30- 3000 mm) **XCBB L×24×34**

End cap, polyamide **XCBE 24×34***

Beam weight: 0,83 kg/m
**Note. Must be ordered in multiples of 10*

Small beam 24×24

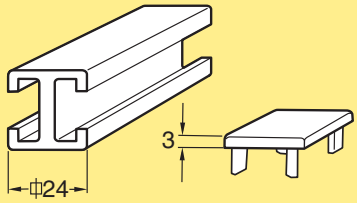

Small beam 24 mm × 24 mm
Aluminium, anodized
Length 3 m (3030 ±5 mm) **XCBB 3×24**
Length to order (30- 3000 mm) **XCBB L×24**

End cap, polyamide **XCBE 24***

Beam weight: 0,64 kg/m
**Note. Must be ordered in multiples of 10*

Beam accessories XC

Cover strip, aluminium

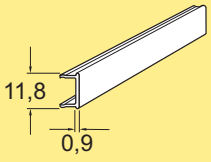

Cover strip
Length 2 m
Aluminium, anodized **XCAC 2**

Cover strip, PVC

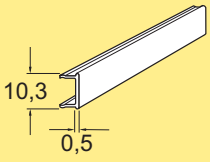

Cover strip
Length 3 m
Polyvinyl chloride **XCAC 3 P**

Angle bracket, die-cast, 80×80×82

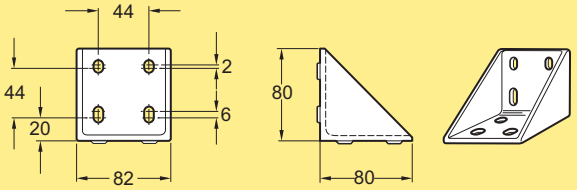

Angle bracket
Aluminium, die-cast **XCFA 88 A**

Mounting: M6S 8×16 (8), BRB 8,4×16 (8), XCAN 8 (8)

Angle bracket, die-cast, 42×42×82

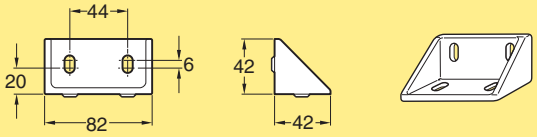

Angle bracket (10 pcs)
Aluminium, die-cast **XMFA 84 B**

Mounting: M6S 8×16 (4), BRB 8,4×16 (4), XCAN 8 (4)

Angle bracket, die-cast, 80×80×38

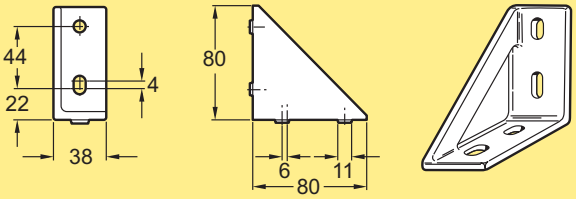

Angle bracket
Aluminium, die-cast **XCFA 44 A**

Mounting: M6S 8×16 (4), BRB 8,4×16 (4), XCAN 8 (4)

Angle bracket, die-cast, 42×42×38

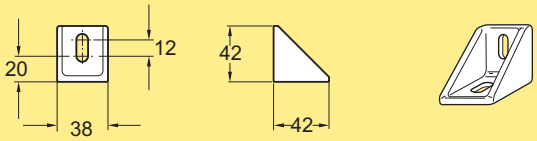

Angle bracket
Aluminium, die-cast **XCFA 44 B**

Mounting: M6S 8×16 (2), BRB 8,4×16 (2), XCAN 8 (2)

Angle bracket, die-cast, 80×42×38

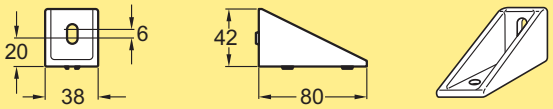

Angle bracket (10 pcs)
Aluminium, die-cast **XLFA 44 C**

Mounting: M6S 8×16 (3), BRB 8,4×16 (3), XCAN 8 (3)

Angle bracket, die-cast, 124×80×38

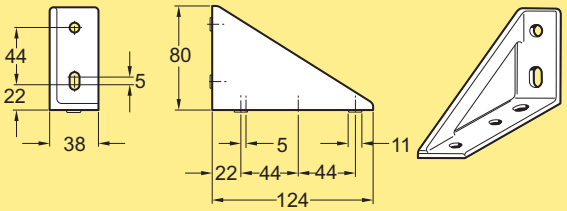

Angle bracket
Aluminium, die-cast **XLFA 44 D**

Mounting: M6S 8×16 (5), BRB 8,4×16 (5), XCAN 8 (5)

Angle bracket, die-cast, 24×33×22

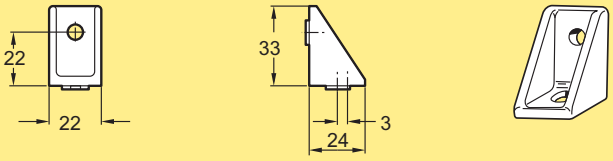

Angle bracket (10 pcs)
Aluminium, die-cast **XLFA 24**

Mounting: MC6S 6×14 (2), BRB 6,4×12 (2), XCAN 6 (2)

Angle bracket, extruded, 90×40×80

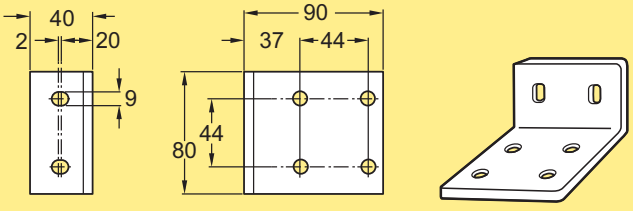

Angle bracket
Aluminium, anodized **XMFA 84**

Mounting: M6S 8×16 (6), BRB 8,4×16 (6), XCAN 8 (6)

Angle bracket, extruded, 80×40×40

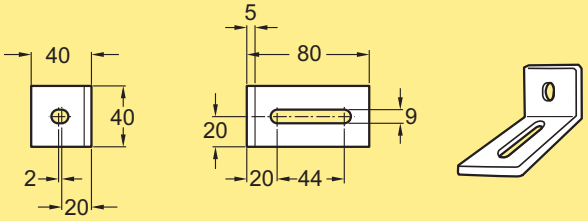

Angle bracket
Aluminium, anodized **XLFA 44**

Mounting: M6S 8×16 (2), BRB 8,4×16 (2), XCAN 8 (2)

Stay bracket, adjustable

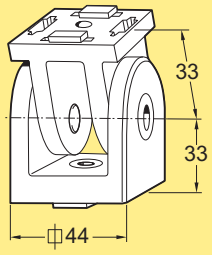

Stay bracket, including reversible guide lugs
Zinc, die-cast **XCFJ 44 F**

Mounting: MLC6S 8×14 (2), XCAN 8 (2) (beam side) or MLC6S 8×30 (2) (beam end)

Stay bracket, fixed, 45°

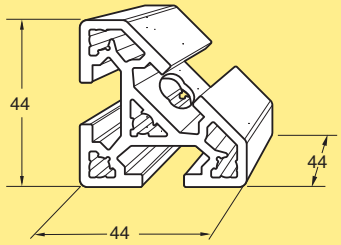

Stay bracket, 45°
Aluminium, anodized **XCAB 44**

Mounting plate 88×145

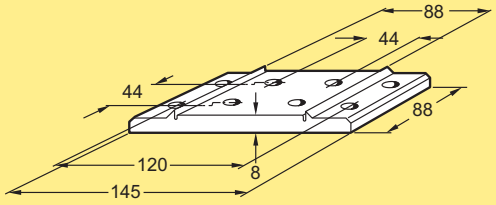

Mounting plate
Aluminium, anodized **XCFB 88**

For use with 88×88 mm XCBM beams.
Mounting: M6S 8×18 (4), BRB 8,4×16 (4), XCAN 8 (4), MF6S 8×30 (4).

Mounting plate 44×145

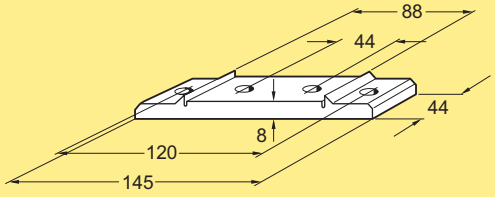

Mounting plate
Aluminium, anodized **XCFB 44×88 A**

For use with 44×88 mm XCBM beams.
Mounting: M6S 8×18 (2), BRB 8,4×16 (2), XCAN 8 (2), MF6S 8×30 (2).

Mounting plate 88×100

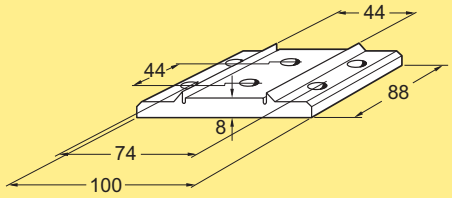

Mounting plate
Aluminium, anodized **XCFB 44×88 B**

For use with 44×88 mm XCBM beams.
Mounting: M6S 8×18 (4), BRB 8,4×16 (4), XCAN 8 (4) + MF6S 8×30 (2). Cannot be used with XCBL beams.

Mounting plate 64×120

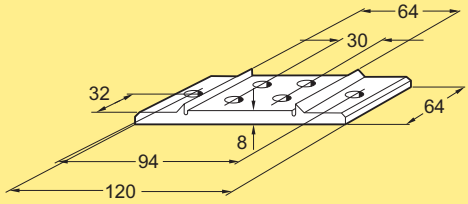

Mounting plate
Aluminium, anodized **XCFB 64 A**

For use with 64×64 mm XCBM beams.
Mounting: M6S 8×18 (2), BRB 8,4×16 (2), XCAN 8 (2) + MF6S 8×30 (4). Cannot be used with XCBL beams.

Mounting plate 44×120

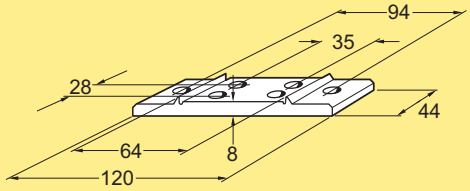

Mounting plate
Aluminium, anodized **XCFB 44×64 A**

For use with 44×64 mm XCBM beams.
Mounting: M6S 8×18 (2), BRB 8,4×16 (2), XCAN 8 (2) + MF6S 8×30 (4). Cannot be used with XCBL beams.

Mounting plate 64×100

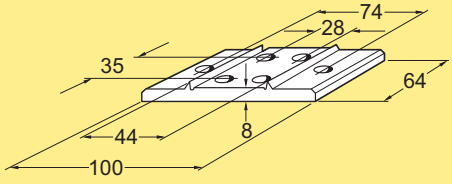

Mounting plate
Aluminium, anodized **XCFB 44×64 B**

For use with 44×64 mm XCBM beams.
Mounting: M6S 8×18 (2), BRB 8,4×16 (2), XCAN 8 (2) + MF6S 8×30 (4).

Mounting plate 44×100

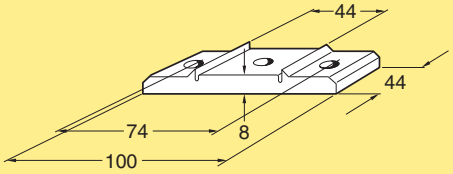

Mounting plate
Aluminium, anodized **XCFB 44**

For use with 44×44 mm beams (not XCBL 3/6/L×44). Mounting: M6S 8×18 (2), BRB 8,4×16 (2), XCAN 8 (2) + MF6S 8×30 (1).

T-slot nut for System XC T-slot

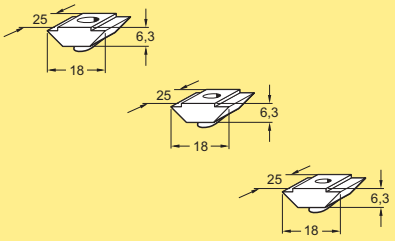

T-slot nut for XC
Steel, zinc-chromated

M5	**XCAN 5***
M5, multipack (250 pcs)	**5056129**
M6	**XCAN 6***
M6, multipack (250 pcs)	**5056128**
M8	**XCAN 8***
M8, multipack (250 pcs)	**5056127**

**Note. Must be ordered in multiples of 10*

Nut profile for T-slot

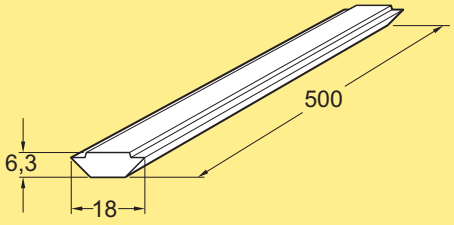

Nut profile for T-slot
Length 500 mm
Aluminium **XCAP 500**

T-slot connector

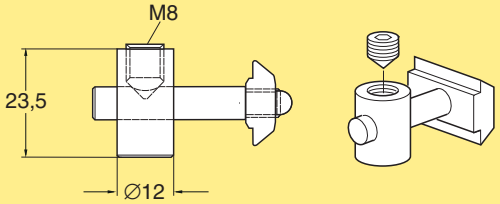

T-slot connector (10 pcs)
Steel, electro-zinc-plated **XCEC 12**

Parallel connector

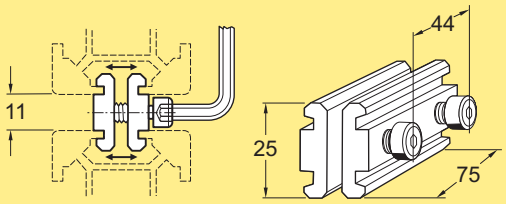

Parallel connector assembly
Length 75 mm
Aluminium, anodized **XCFP 75**

Connector for connecting beams T-slot to T-slot

T-slot washer kit

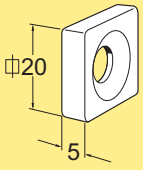

T-slot washer kit
Steel, electro-zinc-plated **XCAQ 20 CA**

The kit contains 1 T-slot washer, 1 cap (for ∅ 10 mm hole).
Note. Must be ordered in multiples of 10

T-slot washer strip kit

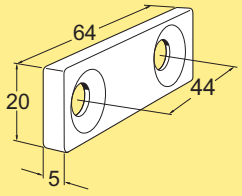

T-slot washer strip kit
Length 64 mm
Steel, electro-zinc-plated **XCAQ 20×64 CA**

The kit contains 1 T-slot washer strip, 2 caps (for ∅ 10 mm hole)

Fastener yoke 44 mm

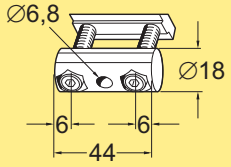

Fastener yoke assembly
Length 44 mm
Zinc, die-cast **XCAF 44**

Fastener yoke 64 mm

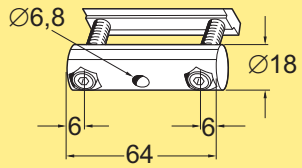

Fastener yoke assembly
Length 64 mm
Zinc, die-cast **XCAF 64**

Fastener yoke 88 mm

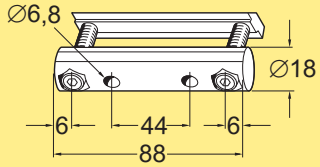

Fastener yoke assembly
Length 88 mm
Zinc, die-cast **XCAF 88**

Drill fixture for fastener yokes and T-slot washer

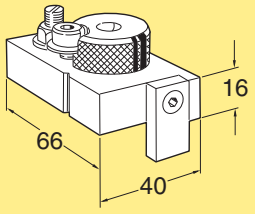

Drill fixture
Steel, black chromated **XCAD 10/18**

Drill insert ∅ 12,2 mm **18×16 12,2**

The drill fixture is used for fastener yokes (∅ 18,25 mm) and for the T-slot washer (∅ 10 mm)

Square nut M6

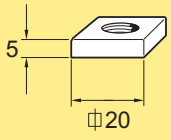

Square nut, M6 thread
Steel, electro-zinc-plated **XLAQ 6**

Note. Must be ordered in multiples of 50

Square nut M8

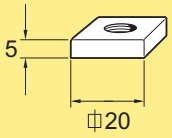

Square nut, M8 thread
Steel, electro-zinc-plated **XLAQ 8**

Note. Must be ordered in multiples of 50

Connecting strip 76 mm

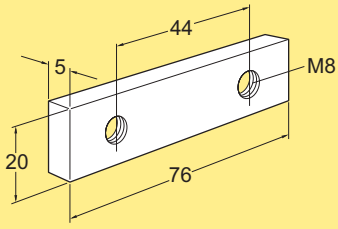

Connecting strip, M8 threads
Length 76 mm
Steel, electro-zinc-plated **XLCJ 5×76**

Must be ordered in multiples of 10

Connecting strip 140 mm

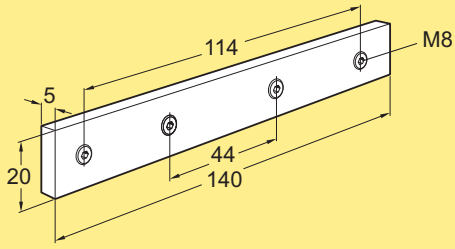

Connecting strip
Length 140 mm
Steel, electro-zinc-plated **XLCJ 5×140**

Must be ordered in multiples of 10

Including M8 set screws

Inner fitting 90°

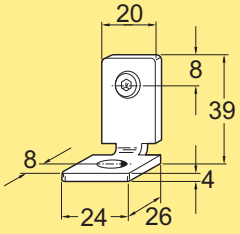

Inner fitting 90°
Steel, electro-zinc-plated **XMRX 20 A***

Mounting: M6S 8×14 (1), BRB 8,4×16 (1), XCAN 8 (1)
**Note. Must be ordered in multiples of 10*
Including set screw

Inner fitting 90°, double

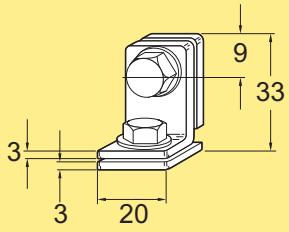

Inner fitting 90°, double
Steel, electro-zinc-plated **XMRY 20**

Note. Must be ordered in multiples of 10
Including screws

Inner fitting 90°

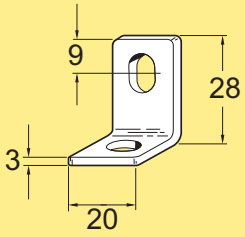

Inner fitting 90°
Steel, electro-zinc-plated **XMRY 20 A***

Mounting: M6S 8×14 (2), BRB 8,4×16 (2), XCAN 8 (2)
**Note. Must be ordered in multiples of 10*

Inner fitting 90°

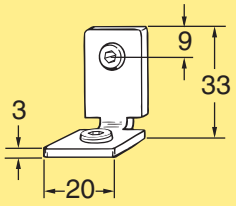

Inner fitting 90°
Steel, electro-zinc-plated **XMRY 20 B**

Note. Must be ordered in multiples of 10
Including set screws

Inner fitting 45°

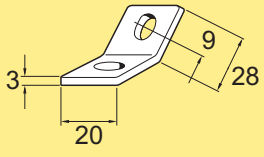

Inner fitting 45°
Steel, electro-zinc-plated **XMRY 20×45 A***

Mounting: M6S 8×14 (2), BRB 8,4×16 (2), XCAN 8 (2)
**Note. Must be ordered in multiples of 10*

Corner fitting 90°

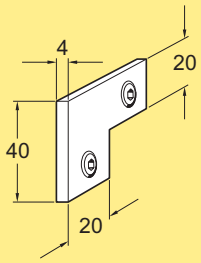

Corner fitting 90°
Steel, electro-zinc-plated **XMRW 20**

Note. Must be ordered in multiples of 10
Including set screws

Corner fitting 45°

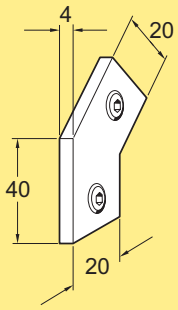

Corner fitting 45°
Steel, electro-zinc-plated **XMRW 20×45**

Note. Must be ordered in multiples of 10
Including set screws

Foot 44×130

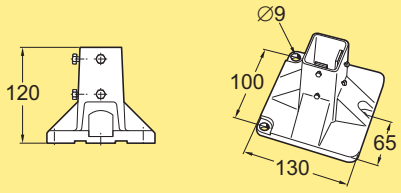

Foot for beam XCBM/XCBL ..x44
Aluminium, die-cast **XCFF 44×130**

Including fastener kit
Maximum bending moment 250 Nm

Foot 64×210

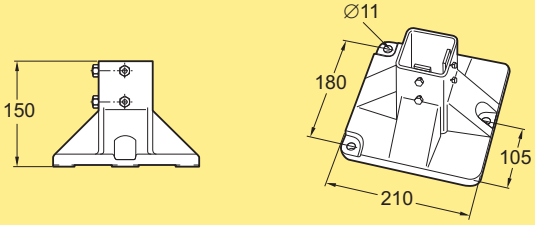

Foot for beam XCBM/XCBL ..x64
Aluminium, die-cast **XCFF 64×210**

Including fastener kit
Maximum bending moment 750 Nm

Foot 88×260

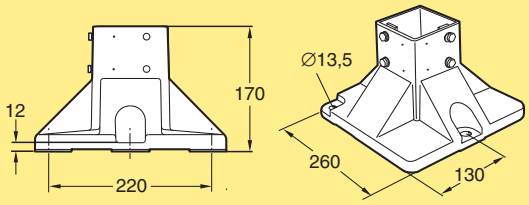

Foot for beam XCBM/XCBL ..x88
Aluminium, die-cast **XCFF 88×260**

Including fastener kit
Maximum bending moment 1500 Nm

Foot plate for beam 44×44

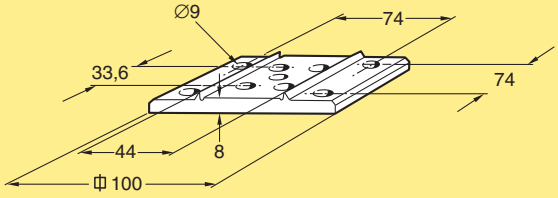

Foot plate for beam XCBM/XCBL ..x44
Aluminium, anodized **XCFB 44 F**

Mounting: MF6S 8×30 (1) or MF6S 6×30 (4).
Maximum bending moment 50 Nm

Foot plate for beam 88×88

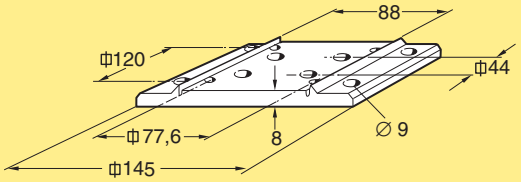

Foot plate for beam
XCBM/XCBL ..x88
Aluminium, anodized **XCFB 88 F**

Mounting: MF6S 8×30 (4) or MF6S 6×30 (4).
Maximum bending moment 200 Nm

Adjustable foot M8

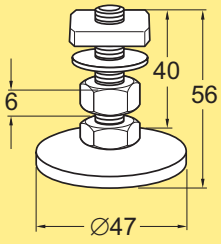

Adjustable foot
Steel, electro-zinc-plated
M8 thread **XLFS 8**

Including nut. Maximum vertical load 400 N

Mounting: XCFE 44 M8

Adjustable foot, polyamide, M8

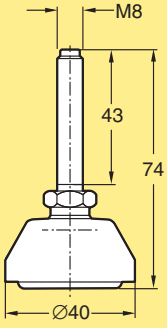

Adjustable foot
PA + steel, electro-zinc-plated
M8 thread **XCFS 8×40×43**

Maximum vertical load 12000 N

Mounting: XCFE 44 M8

Adjustable foot M12

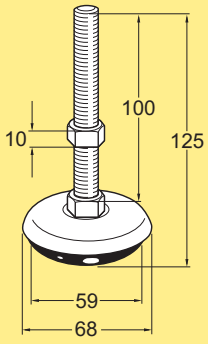

Adjustable foot
Steel, electro-zinc-plated
M12 thread **XCFS 12×68**

Including nut. Maximum vertical load 2500 N

Mounting: XCFE .. M12.

Adjustable foot, polyamide, M12

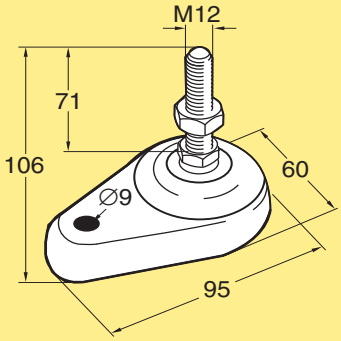

Adjustable foot
PA + steel, electro-zinc-plated
M12 thread **XCFS 12×60×71**

Including nut. Maximum vertical load 15000 N

Mounting: XCFE .. M12.

Guide roller

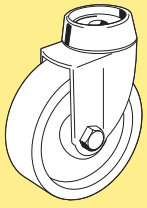

Guide roller
Steel, electro-zinc-plated **XCAG 80 A**

Mounting: XCAN 8 or XCFE .. M12
Maximum vertical load 600 N
Including fastener kit

Guide roller with multistop brake

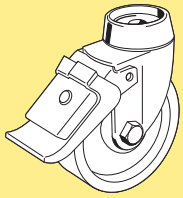

Guide roller with multistop brake
Steel, electro-zinc-plated **XCAG 80 BA**

Mounting: XCAN 8 or XCFE .. M12
Maximum vertical load 600 N
Including fastener kit

Three-point foot for XC beam

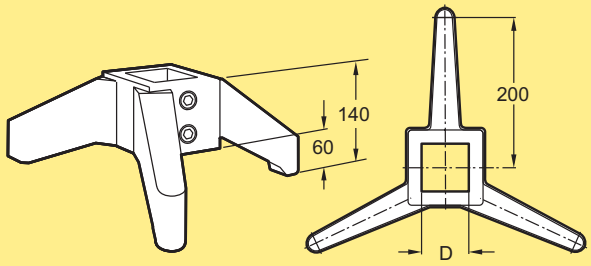

Three-point foot for XC.. 64 beam
D=64 mm
Polyamide, glass-fibre reinforced. **XEFG 64 T**

Maximum vertical load 800 N
Including screws and clamps

Three-point foot for XEFU 500

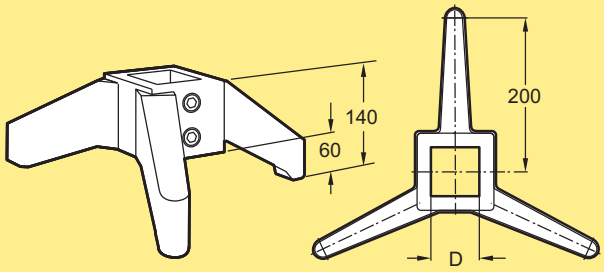

Three-point foot for XEFU 500
D=70 mm
Polyamide, glass-fibre reinforced **XEFG 70 T**

Maximum vertical load 800 N
Including screws and clamps

Two-point foot for XC beam

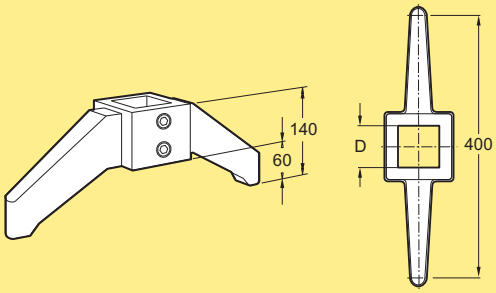

Two-point foot for XC.. 64 beam
D= 64 mm
Polyamide, glass-fibre reinforced **XEFG 64 D**

Maximum vertical load 800 N
Including screws and clamps

Adjustable foot for XEFG

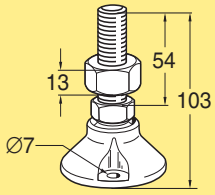

Adjustable foot for XEFG 64/70 T/D
Polyamide, glass-fibre reinforced **XLFS 20 P**

With ball joint and M20 locking nut.
Maximum vertical load 500 N

Vibration absorber

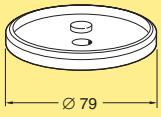

Vibration absorber for XLFS 20 P
(10 pcs)
Thermoplastic polyester **XLFJ 69**

Height adjustment assembly

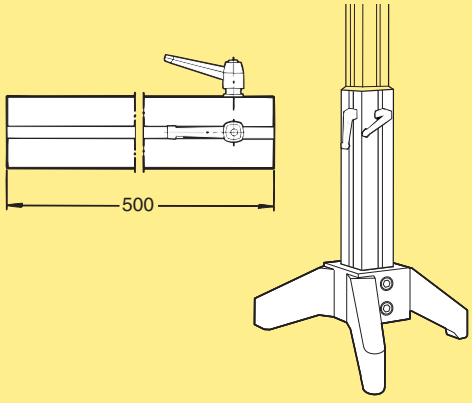

Height adjustment assembly for
XEFG 70 T
Length 500 mm
Aluminium, anodized **XEFU 500**

Square section tube. Including locking levers

End plate for beam 44×44 M8

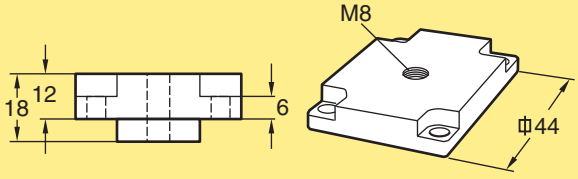

End plate for beam XCBL ...×44
M8 thread
Zinc, die-cast **XCFE 44 M8**

Mounting: MC6S 6×30 (4)

End plate for beam 44×44, M12 thread

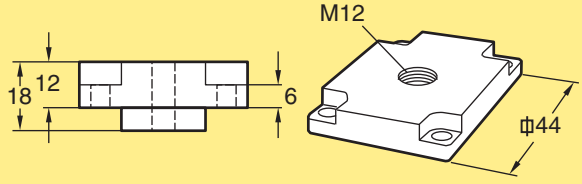

End plate for beam XCBL ...×44
M12 thread
Zinc, die-cast **XCFE 44 M12**

Mounting: MC6S 6×30 (4)

End plate for beam 44×64

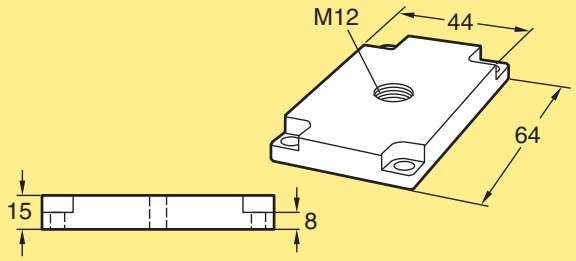

End plate for beam
XCBL/XCBM ...×44×64
M12 thread
Zinc, die-cast

XCFE 44×64 M12A

Mounting: MC6S 6×30 (4)

End plate for beam 64×64

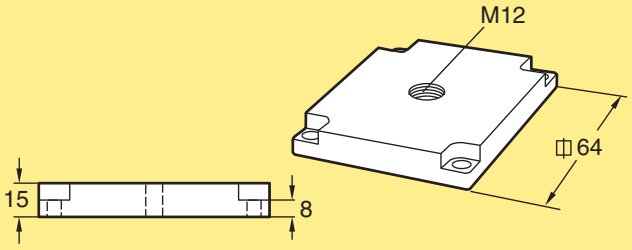

End plate for beam
XCBL/XCBM ...×64
M12 thread
Zinc, die-cast

XCFE 64 M12A

Mounting: MC6S 6×30 (4)

End plate for beam 44×88

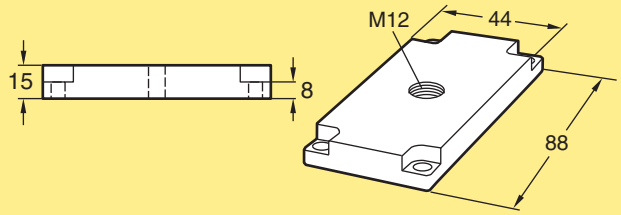

End plate for beam
XCBL/XCBM ...×44×88
M12 thread
Zinc, die-cast **XCFE 44×88 M12A**

Mounting: MC6S 6×30 (4)

End plate for beam 88×88

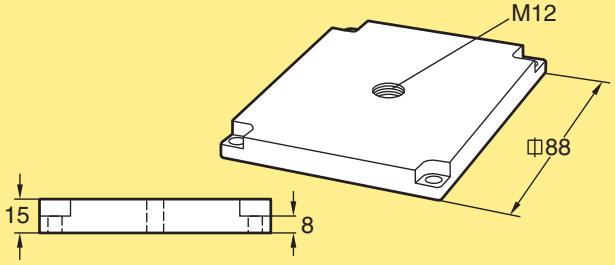

End plate for beam
XCBL/XCBM ...×88
M12 thread
Zinc, die-cast **XCFE 88 M12A**

Mounting: MC6S 6×30 (4)

Floor attachment bracket

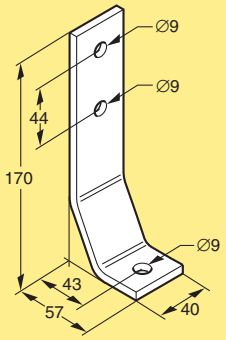

Floor attachment bracket
Stainless steel **XCFA 170 S**

Including the necessary mounting hardware

Enclosure components XC

Enclosure beam 44×44, two adjacent T-slots

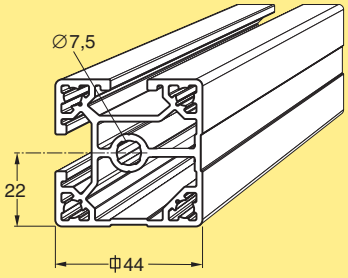

Enclosure beam 44 mm × 44 mm
with two adjacent T-slots
Lightweight design
Aluminium, anodized
Length 3 m (3030 ±5 mm) **XCBL 3×44 T2**
Length to order (30- 3000 mm) **XCBL L×44 T2**

End cap, polyamide **XCBE 44***

Beam weight: 1,66 kg/m
**Note. Must be ordered in multiples of 10*

Enclosure beam 44×44, two opposite T-slots

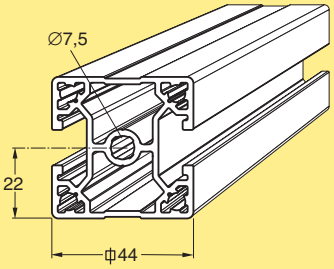

Enclosure beam 44 mm ×
44 mm with two opposite T-slots
Lightweight design
Aluminium, anodized
Length 3 m (3030 ±5 mm) **XCBL 3×44 T2A**
Length to order (30- 3000 mm) **XCBL L×44 T2A**

End cap, polyamide **XCBE 44***

Beam weight: 1,61 kg/m
**Note. Must be ordered in multiples of 10*

Enclosure beam 44×44, three T-slots

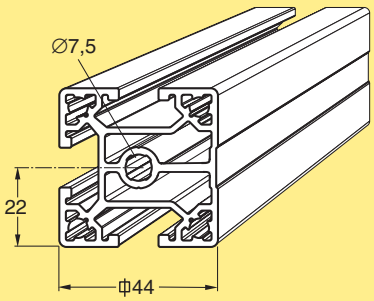

Enclosure beam 44 mm × 44 mm with three T-slots
Lightweight design
Aluminium, anodized

Length 3 m (3030 ±5 mm)	**XCBL 3×44 T3**
Length to order (30- 3000 mm)	**XCBL L×44 T3**
End cap, polyamide	**XCBE 44***

Beam weight: 1,76 kg/m
**Note. Must be ordered in multiples of 10*

Corner beam

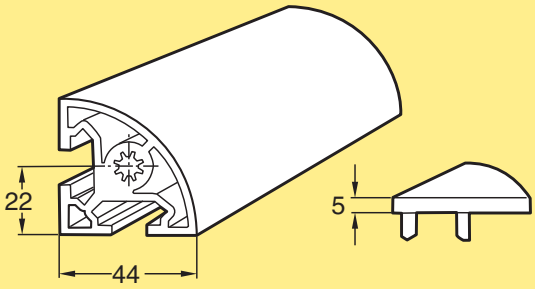

Enclosure beam 44 mm × 44 mm
Corner profile
Aluminium, anodized

Length 3 m (3030 ±5 mm)	**XCBR 3×44**
Length to order (30- 3000 mm)	**XCBR L×44**
End cap, polyamide	**XCBE 44 R***

Beam weight: 1,91 kg/m
**Note. Must be ordered in multiples of 10*

Corner beam

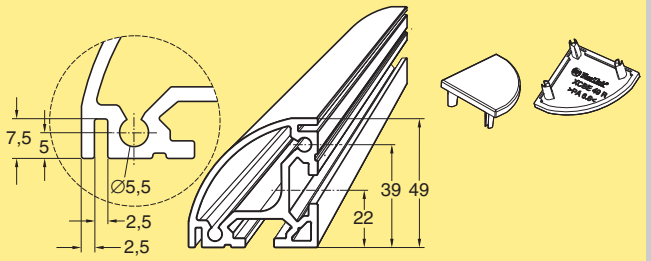

Enclosure beam 49 mm × 49 mm
Corner profile with slot for 2 mm panel
Aluminium, anodized

Length 3 m (3030 ±5 mm)	**XCBR 3×49**
Length to order (30- 3000 mm)	**XCBR L×49**
End cap, polyamide	**XCBE 49 R***

Beam weight: 1,77 kg/m
**Note. Must be ordered in multiples of 10*

Matching enclosure profile: XCEP ..×6×44 (see below).

End plate for corner beam XCBR ..×49

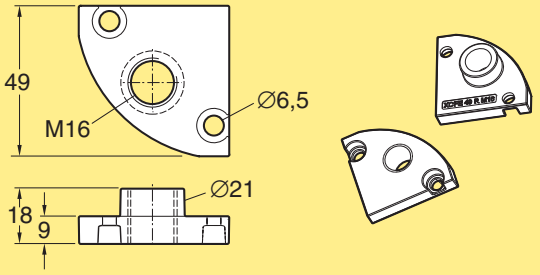

End plate
Zinc, die-cast — **XCFE 49 R M16**

Mounting to beam end: MC6S 6×30 (2)

Enclosure profile

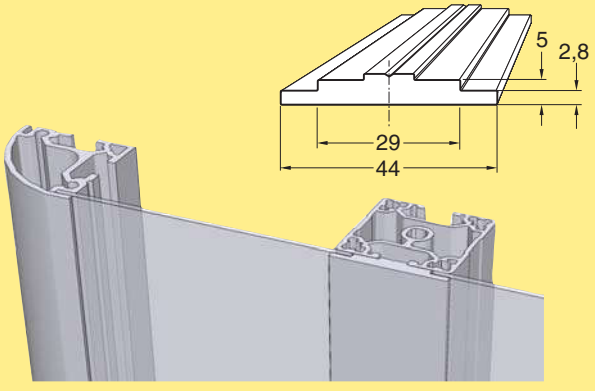

Profile for 2 mm enclosure panels
Aluminium, anodized

Length 3 m (3030 ±5 mm)	**XCEP 3×6×44**
Length to order (30- 3000 mm)	**XCEP L×6×44**

Mounting: MF6S 6×14, XCAN 6.
Holes (Ø6,5 mm) must be drilled in the profile.

Enclosure profile, edge

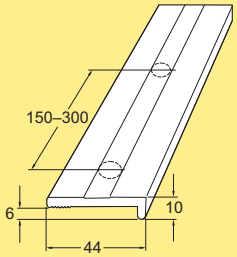

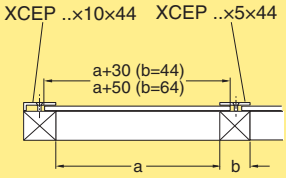

Profile for enclosures
Aluminium, anodized
Edge profile, Length 3 m (3030 ±5 mm) **XCEP 3×10×44**
Edge profile, Length to order (30- 3000 mm) **XCEP L×10×44**

Mounting: MF6S 6×16 (for 6 mm panels) XCAN 6. Holes (Ø6,5 mm) must be drilled in the profile. For mounting panels and nets to all standard profiles with a minimum width of 44 mm.

Enclosure profile, inner

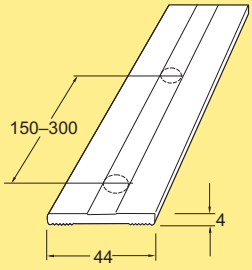

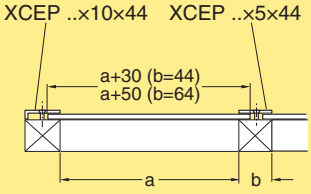

Profile for enclosures
Aluminium, anodized
Inner profile, Length 3 m (3030 ±5 mm) **XCEP 3×5×44**
Inner profile, Length to order (30- 3000 mm) **XCEP L×5×44**

Mounting: MF6S 6×16 (for 6 mm panels) XCAN 6. Holes (Ø6,5 mm) must be drilled in the profile. For mounting panels and nets to all standard profiles with a minimum width of 44 mm.

Profile for sliding door

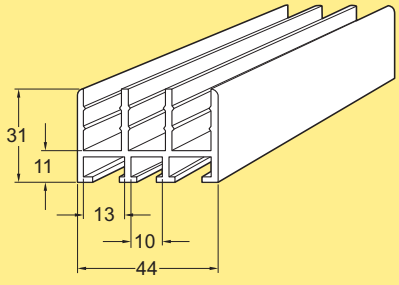

Profile for sliding door
Aluminium, anodized
Length 3 m (3030 ±5 mm) **XLFL 3**
Length to order (30- 3000 mm) **XLFL L**

Mounting: MLC6S 6×12, XCAN 6 (profile), or MC6S 6×14, BRB 6,4×12 and M6M 6 (angle bracket)

Slide strip for sliding doors

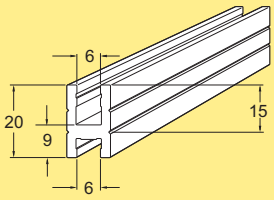

Slide strip for sliding doors
Length 3 m
Polyvinyl chloride **XLFR 3**

Sliding door profile

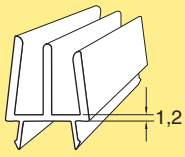

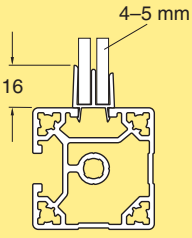

Sliding door profile
Length 3 m
Polyvinyl chloride, grey **XCET 3 D**

Multiblock

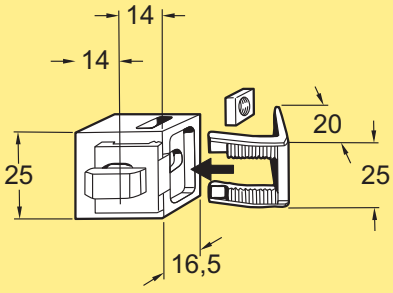

Multiblock, assembly (10 pcs)
Polyamide **XCAM 14**

Including polyamide clamp and M6 square nut

Rubber strip for panels

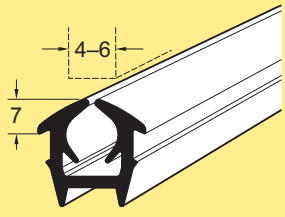

Rubber strip for panels
Length 25 m
EPDM rubber, black **XCET 25**

Rim strip

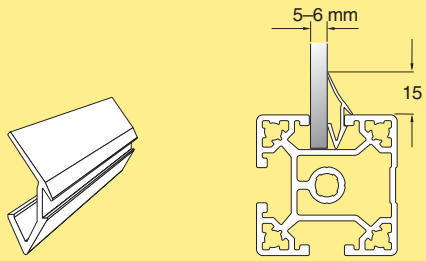

Rim strip
Length 3 m
Polyvinyl chloride, grey

XCET 3 A

Net strip

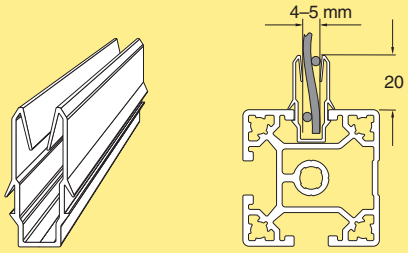

Net strip
Polyvinyl chloride, grey
Length 3 m

XCET 3 C

Hinge

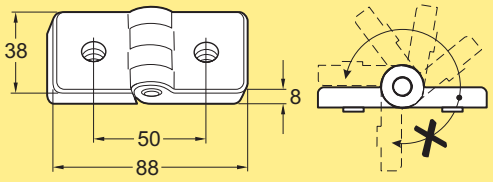

Hinge
Polyamide

XCAH 50

Including rotatable guide lugs
Mounting: MLC6S 6×12 (2), XCAN 6 (2)

Hinge kit

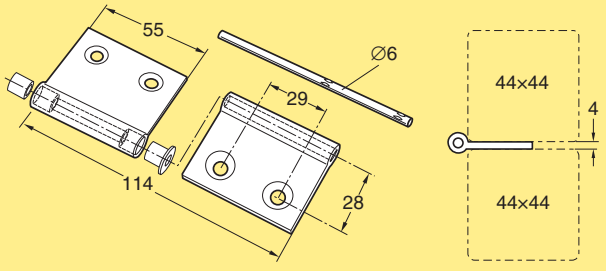

Hinge kit
Aluminium, anodized

XCAH 110 A

Including the necessary mounting hardware

Handle assembly XC/XF, polyamide

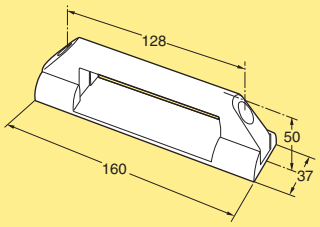

Handle assembly
Polyamide

XDEH 160

Mounting: MC6S 5×20 (2), XCAN 5 (2)
Including adapter plate for XC

Ball latch lock kit XC–XC

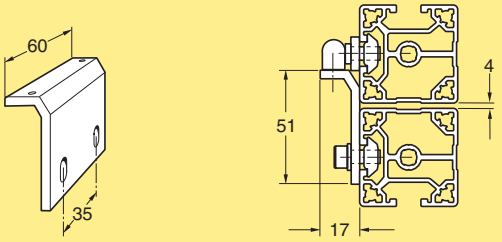

Ball latch lock kit
Aluminium, anodized

XCEL 60 B

Including ball latch and the necessary mounting hardware

Ball latch lock kit XC–XC

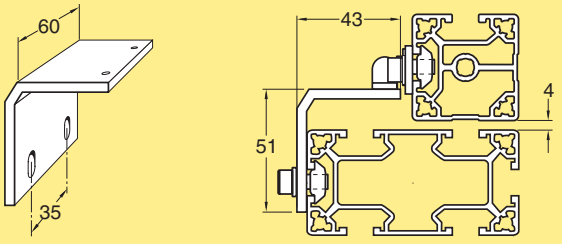

Ball latch lock kit
Aluminium, anodized

XCEL 60 BA

Including ball latch and the necessary mounting hardware

Safety switch bracket kit XC–XC

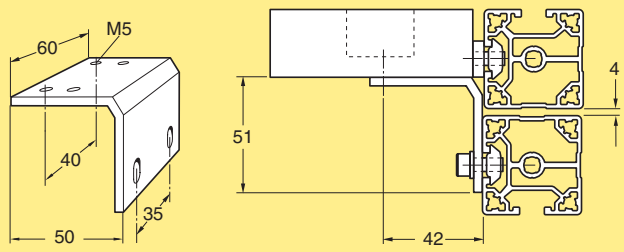

Safety switch bracket kit
Aluminium, anodized **XFEL 60 WA**

Including the necessary mounting hardware. For safety switches Schmersal AZ 15/16-B1 and Guardmaster Trojan 5. Safety switch is not included

Safety switch bracket kit XC–XC

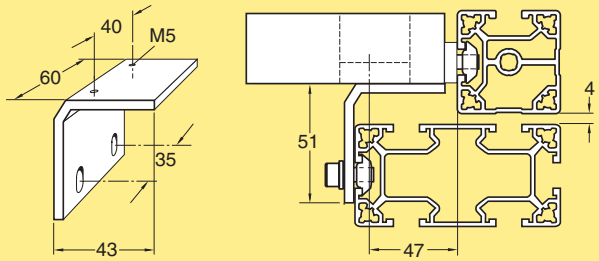

Safety switch bracket kit
Aluminium, anodized **XCEL 60 WA**

Including the necessary mounting hardware
For safety switches Schmersal AZ 15/16-B1 and Guardmaster Trojan 5. Safety switch is not included

Enclosure components XC – conduit elements

Cable duct 22×22 mm

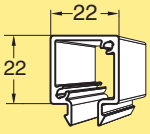

Cable duct, 22 mm × 22 mm
Aluminium, anodized
Length 3 m (3030 ±5 mm) **XCCD 3×22**
Length to order (30- 3000 mm) **XCCD L×22**

Cable duct 44×44 mm

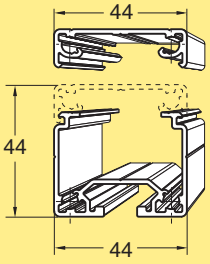

Cover for cable duct, 44 mm
Aluminium, anodized
Length 3 m (3030 ±5 mm) **XCCC 3×44**
Length to order (30- 3000 mm) **XCCC L×44**

Cable duct, 44 mm × 44 mm
Aluminium, anodized
Length 3 m (3030 ±5 mm) **XCCD 3×44**
Length to order (30- 3000 mm) **XCCD L×44**

Cable duct 44×88 mm

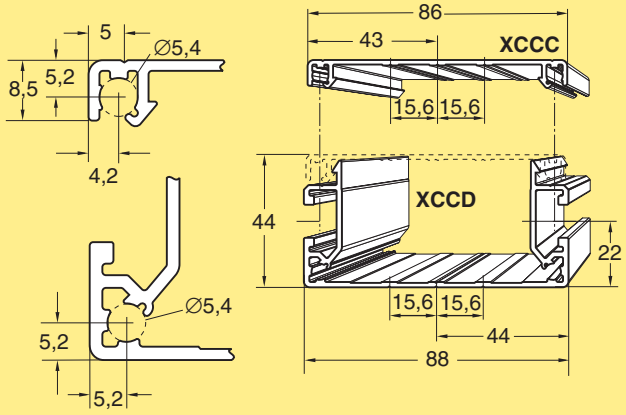

Cover for cable duct, 88 mm
Aluminium, anodized
Length 3 m (3030 ±5 mm) **XCCC 3×88**
Length to order (30- 3000 mm) **XCCC L×88**

Cable duct, 44 mm × 88 mm
Aluminium, anodized
Length 3 m (3030 ±5 mm) **XCCD 3×44×88**
Length to order (30- 3000 mm) **XCCD L×44×88**

Cable duct 88×88 mm

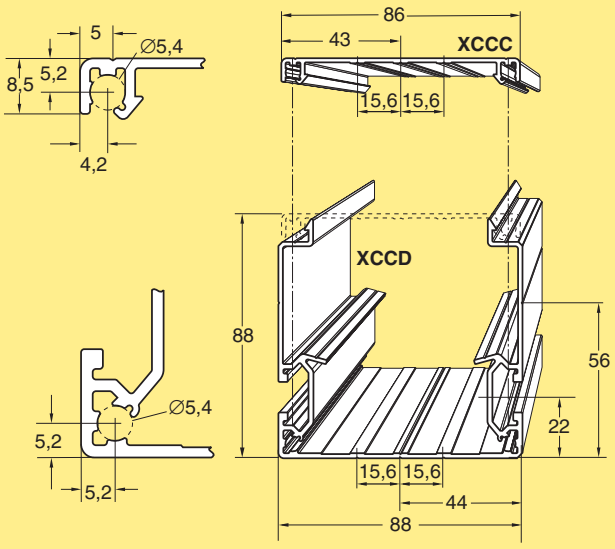

Cover for cable duct, 88 mm
Aluminium, anodized
Length 3 m (3030 ±5 mm) **XCCC 3×88**
Length to order (30- 3000 mm) **XCCC L×88**

Cable duct, 88 mm × 88 mm
Aluminium, anodized
Length 3 m (3030 ±5 mm) **XCCD 3×88**
Length to order (30- 3000 mm) **XCCD L×88**

Cable duct with divider 88×88 mm

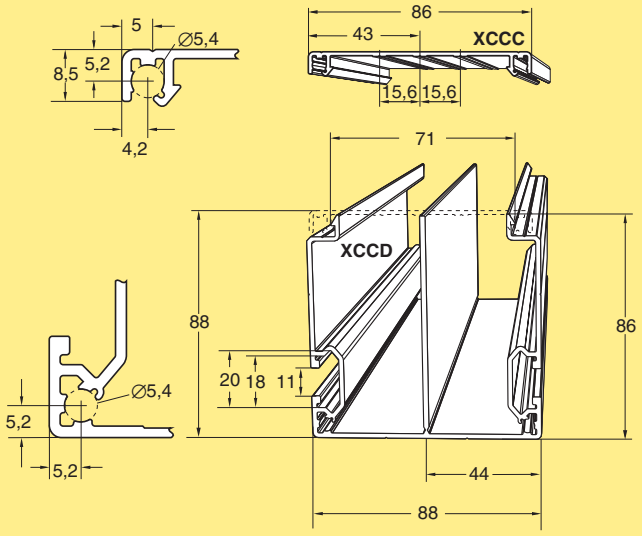

Cover for cable duct, 88 mm
Aluminium, anodized
Length 3 m (3030 ±5 mm) **XCCC 3×88**
Length to order (30- 3000 mm) **XCCC L×88**

Cable duct with divider, 88 mm × 88 mm
Aluminium, anodized
Length 3 m (3030 ±5 mm) **XCCD 3×88 D**
Length to order (30- 3000 mm) **XCCD L×88 D**

Components for linear motion XC

Sliding element for T-slot

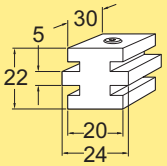

Sliding element for T-slot
Ultra-high molecular weight polyethylene **XCLB 20×30**

Including set screw

End cap for guide profile

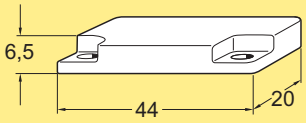

End cap for guide profile
XCLP ..×44
Polyamide **XCBE 20×44***

Mounting: MLC6S 5×10 (2)
**Note. Must be ordered in multiples of 10*

Guide profile

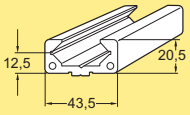

Guide profile
Aluminium, anodized
Length 3 m (3030 ±5 mm) **XCLP 3×44**
Length to order (30- 3000 mm) **XCLP L×44**

Mounting: MF6S 6×12, XCAN 6

Sliding element for guide profile, polyethylene

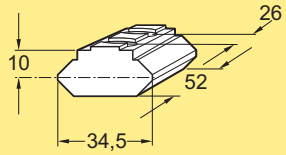

Sliding element assembly for guide profile XCLP ..x44
Ultra-high molecular weight polyethylene

XCLE 34×52

Adjustable sliding element for guide profile

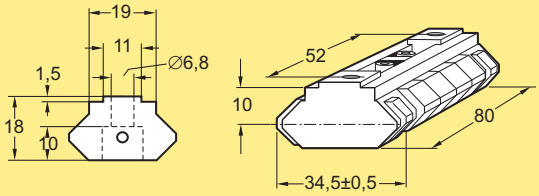

Sliding element assembly for guide profile XCLP ..x44
Die-cast aluminium with ultra-high molecular weight polyethylene slide inserts.

XCLE 34×80 A

Can also be mounted with a suitable M6 screw from the outside and an M6M 6 nut

Wheel, diameter 48 mm

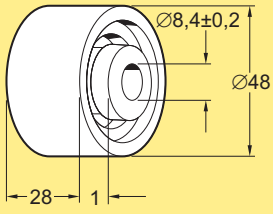

Wheel, diameter 48 mm
Polyamide

XCAW 48

Mounting: M6S 8×30 (1), BRB 8,4×16 (1), XCAN 8 (1)
Including bearing and spacer sleeve

Guide wheel, diameter 48 mm

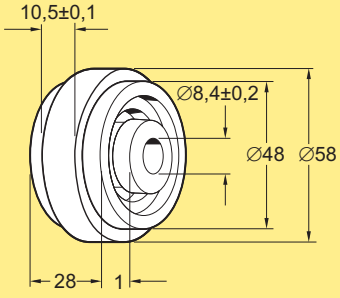

Guide wheel, diameter 48 mm
Polyamide

XCAW 48 G

Mounting: M6S 8×30 (1), BRB 8,4×16 (1), XCAN 8 (1)
Including bearing and spacer sleeve

Wheel yoke

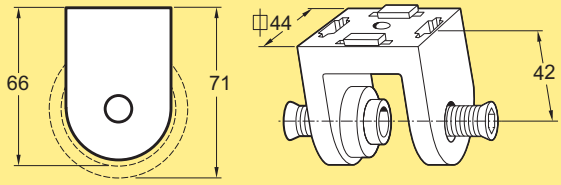

Wheel yoke
Zinc, die-cast

XCAY 44

Mounting: MC6S 8×14 (1) and XCAN 8 (1) (beam side) or MC6S 8×30 (1) (beam end)
Including guide lugs

Bearing housing

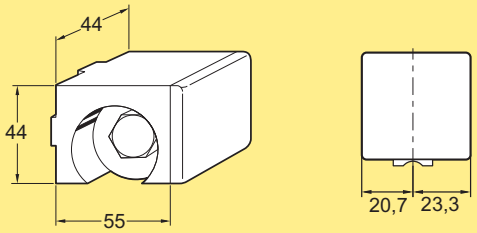

Bearing housing assembly
Right-hand version
Aluminium, anodized
Centric bearing housing
Eccentric bearing housing

XCLU 10×44 R
XCLU 10×44 RE

Including runner and polyamide end cap

Bearing housing

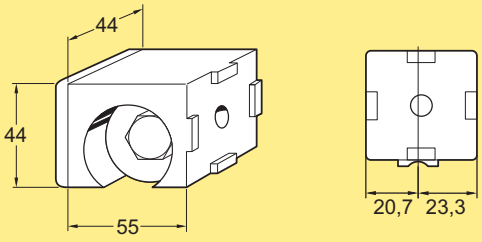

Bearing housing assembly
Left-hand version
Aluminium, anodized
Centric bearing housing
Eccentric bearing housing

XCLU 10×44 L
XCLU 10×44 LE

Including runner and polyamide end cap

Shaft support profile

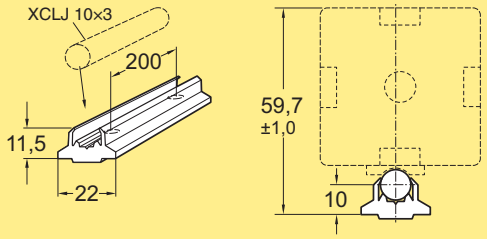

Shaft support profile
Aluminium, anodized
Length 3 m (3030 ±5 mm) **XCLS 10×3**
Length to order (30- 3000 mm) **XCLS 10×L**

Mounting: MLC6S 5×10, XCAN 5
Predrilled every 200 mm
For use with steel shaft XCLJ 10×3

Saddle for linear beam

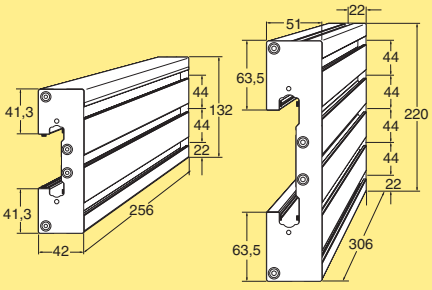

Saddle for linear beam
Aluminium, anodized
L = 250 mm **XCLZ 250×132**
L = 300 mm **XCLZ 300×220**

Including end caps with springs, felt pads, lubrication oil and assembly instructions

Linear beam adapter

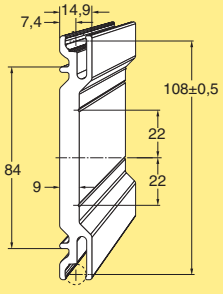

Linear beam adapter
Aluminium, anodized
Length 3 m (3030 ±5 mm) **XCLY 3×88×15**
Length to order (30- 3000 mm) **XCLY L×88×15**

For use with 64 or 88 mm XC beam and steel shaft XCLJ 10×3

Linear beam 68×88 mm

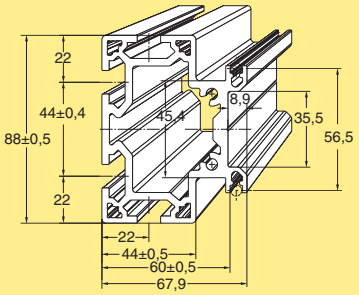

Linear beam 68 mm × 88 mm
Aluminium, anodized
Length 3 m (3030 ±5 mm) **XCLY 3×88×68**
Length to order (30- 3000 mm) **XCLY L×88×68**

End cap: Use XCBE 44×88 (2), XCBE 15×44 (2)
For use with steel shaft XDLJ 6×3

Linear beam 88×88 mm

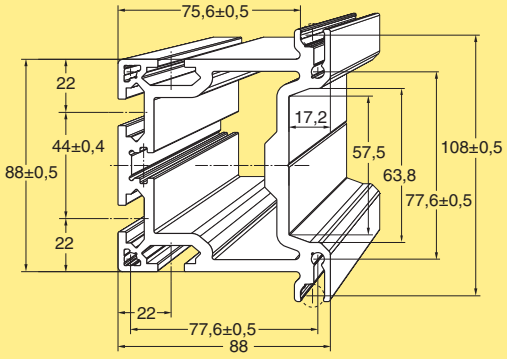

Linear beam 88 mm × 88 mm
Aluminium, anodized
Length 3 m (3030 ±5 mm) **XCLY 3×88**
Length to order (30- 3000 mm) **XCLY L×88**

End cap: Use XCBE 88 (2)
For use with steel shaft XCLJ 10×3

Steel shaft 6 mm for linear beam

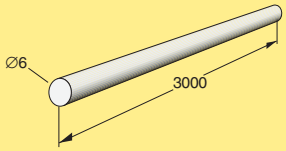

Steel shaft for linear beams
Diameter 6 mm
Length 3 m

XDLJ 6×3

Steel shaft 10 mm for linear beam

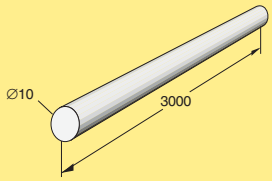

Steel shaft for linear beams
Diameter 10 mm
Length 3 m

XCLJ 10×3

Components for rotating motion XC

Joint

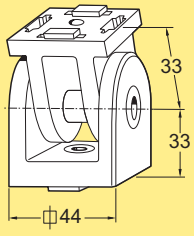

Joint
Zinc, die-cast

XCFJ 44

Mounting: MLC6S 8×14 (2), XCAN 8 (2) (beam side) or MLC6S 8×30 (2) (beam end)
Including reversible guide lugs

Joint, extruded

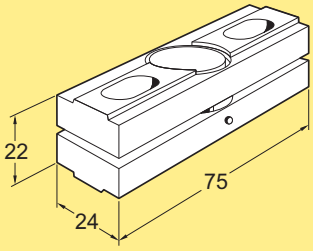

Extruded joint for two profiles, T-slot to T-slot
Aluminium, anodized

XCFJ 75 E

Mounting: MLC6S 8×14 (4), XCAN 8 (4)