Table 2. Voltage versions with series elements

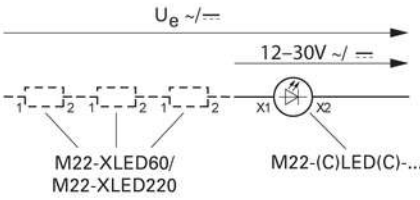

M22-XLED60 ①	U_e ≤AC/DC
1x	60V
2x	90V
3x	120V
...	...
7x	240V
M22-XLED220	U_e ≤
1 x	220 Vdc

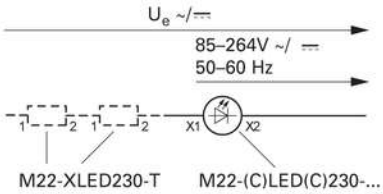

M22-XLED230-T ②	U_e ≤
1x	400V~
2x	500V~

M22-XLED230-T	1 x	2 x
U_e F	400 Vh	500 Vh

① For increasing the voltage AC/DC.

② AC for increasing the voltage 50/60 Hz.

Circuit for light test

The test button is used to check operation of the indicator lights independently of the respective control state. Decoupling elements prevent voltage feedback.

M22-XLED-T for Ue = 12 to 240 Vac/dc

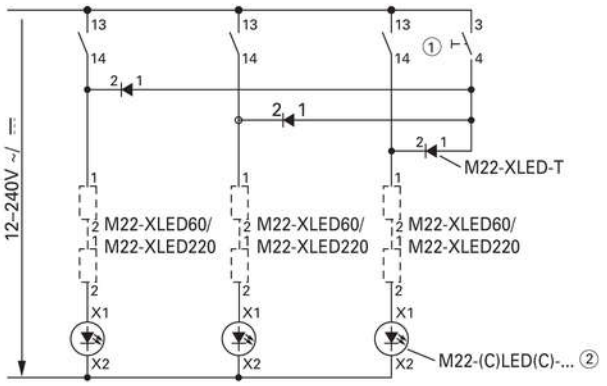

① Test button.

② Only for elements 12 to 30V.

M22-XLED230-T for Ue = 85 to 264 Vac/50–60 Hz

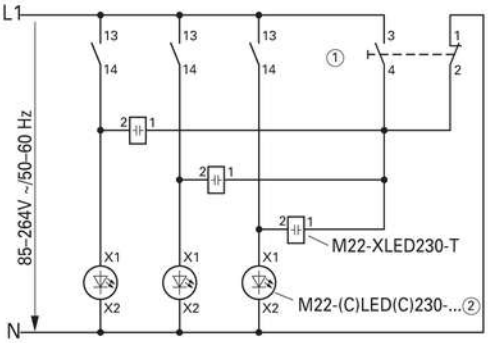

① Test button.

② For elements 85 to 264V.



PowerChain Management®

PowerChain Management is a registered trademark of Eaton Corporation.

All other trademarks are property of their respective owners.

© 2009 Eaton Corporation
All Rights Reserved
Printed in USA
Publication No. AP04716001E / Z7943
March 2009