Product note
SR2 series
Metal enclosures for automation and distribution

The range of SR2 enclosures is a complete offer of monobloc metal enclosures for constructing small and medium-sized electric switchboards, in particular for control and command or small distribution: their typical use is as an on-board machine switchboard, thermal power station switchboard, pump control switchboard, and others.



Construction characteristics

The construction characteristics of the series guarantee practical installation and versatility, as well as highly technical features, such as the IP65 degree of protection.
The enclosure structure is fitted with two ample cable entry flanges (one for the top and one for the bottom side) so that the whole enclosure is made reversible, offering the possibility of having door opening either on the right or left.
The apparatus can be installed either on a blind or slotted back plate or on a DIN rail combined with the various hinged modular panels.

Range

The range is available in two versions with blind or glass door and is divided into 23 different dimensions: from H=300 to 1200 mm, W=200 to 800 mm and D=150 to 300 mm.
Some dimensions can also be stacked vertically, allowing two switchboard sections completely separate from each other to be made inside a single structure.
The enclosures can by installed either on the wall using special brackets, or on the floor using a plinth h=100 mm.
All the products in the range conform to the national and international standards in force, and in particular with the CEI EN 61439-1 and 2 Standard and have IP65 and TYPE 12 (UL Standard) degree of protection. The mechanical impact rating is IK10 for the version with blind door and IK09 for the version with glass door.

Technical characteristics

Conformity with		CEI EN 62208, CEI EN 60439-1, IEC61439-1-2
Degree of protection		IP65 (CEI EN 60529) - TYPE 12 (Normativa UL)
Mechanical impact rating		IK10 blind door
		IK09 glass door
		(IEC 62262)
Certifications		II 3 G D
Type of metal		material
Installation site		indoor
Fixing method		wall/floor
Normal service conditions	- ambient temperature	from –5 to +40 °C
Atmospheric conditions	- relative humidity	50% at 40 °C
		90% at 20 °C

For further information, please consult the “General Catalogue. Switchboards for automation” technical catalogue (cod. 1STC804013D0902).

Power and productivity for a better world™

SR2 series
Metal enclosures for automation and distribution

Selection table


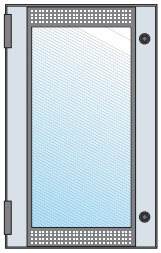





Overall dimensions			Enclosure with blind door	Enclosure with glass door	Components for automation			Frame for DIN ra		
H [mm]	W [mm]	D [mm]	Enclosure with blind door (with mounting plate)	Enclosure with glass door (without mounting plate)	IP20 Blind counterdoor	Blind mounting plate	Slotted mounting plate	N° vertical modules H=185mm	N° DIN modules per row	Total installable modules
300	200	150	SRN3215K			PF3020	TQ3020			
	300		SRN3315K			PF3030	TQ3030			
	400		SRN3415K			PF3040	TQ3040			
400	300	150	SRN4315K			PF4030	TQ4030			
	300	200	SRN4320K							
	400		SRN4420K			PF4040	TQ4040			
	600		SRN4620K			PF4060	TQ4060			
500	300	200	SRN5320K			PF5030	TQ5030			
	400		SRN5420K	SRN5420VK	KC5040K	PF5040	TQ5040	2	14	28
	400	250	SRN5425K	SRN5425VK						
600	400	200	SRN6420K	SRN6420VK	KC6040K	PF6040	TQ6040	3	14	42
	400	250	SRN6425K	SRN6425VK						
	600		SRN6625K			PF6060	TQ6060			
700	500	200	SRN7520K	SRN7520VK	KC7050K	PF7050	TQ7050			
	500	250	SRN7525K	SRN7525VK						
800	600	250	SRN8625K	SRN8625VK	KC8060K	PF8060	TQ8060	4	25	100
	600	300	SRN8630K	SRN8630VK						
	800		SRN8830K			PF8080	TQ8080			
1000	600	250	SRN10625K	SRN10625VK	KC1060K	PF1060	TQ1060	5	25	125
	600	300	SRN10630K	SRN10630VK						
	800		SRN10830K	SRN10830VK	KC1080K	PF1080	TQ1080		36	180
1200	600	300	SRN12630K	SRN12630VK	KC1260K	PF1260	TQ1260	6	25	150
	800		SRN12830K	SRN12830VK	KC1280K	PF1280	TQ1280		36	216


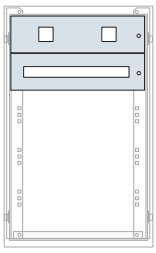
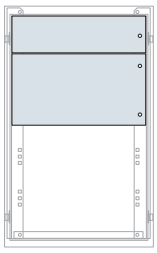
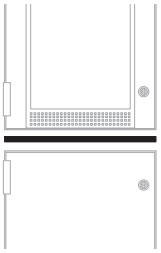


Components for distribution					Accessories for stacking possibility	
ail	DIN rail Kit	Modular panels				
Functional frame for mounting the modular components	Hinged panel + DIN rail and fixing brackets	Hinged panels for measuring instruments	Blind hinged panels		IP65 gasket	Plinth
			H=185mm	H=370mm		
					GZ4020	ZA4020
KD5040	PM1414K	PS2476K	PC1406K		GZ4020	ZA4020
					GZ4025	ZA4025
KD6040	PM1414K	PS2476K	PC1406K		GZ4020	ZA4020
					GZ4025	ZA4025
				PC2606K	GZ6025	ZA6025
KD8060	PM1625K	PS2676K	PC1606K		GZ6025	ZA6025
					GZ6030	ZA6030
					GZ8030	ZA8030
KD1060	PM1625K	PS2676K	PC1606K	PC2606K	GZ6025	ZA6025
					GZ6030	ZA6030
KD1080	PM1836K	PS2876K	PC1806K	PC2806K	GZ8030	ZA8030
KD1260	PM1625K	PS2676K	PC1606K	PC2606K	GZ6030	ZA6030
KD1280	PM1836K	PS2876K	PC1806K	PC2806K	GZ8030	ZA8030

SR2 series
Metal enclosures for automation and distribution

Accessories

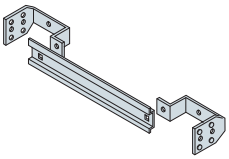

DIN rail and fixing brackets

Code	Description	Dimensions mm (W)
GD4006	DIN rail and fixing brackets (14 mod.)	400
GD6006	DIN rail and fixing brackets (25 mod.)	600
GD8006	DIN rail and fixing brackets (36 mod.)	800

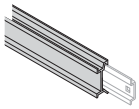

Depth adapter

Code	Description	Dimensions mm (W)
AP6001	Depth adapter for Tmax XT1-XT2-XT3	600

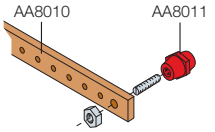

Neutral or earthing busbars

The busbars, made of electrolytic copper with M6 threaded holes with 25 mm pitch, can be mounted on the back plates by means of special supports. They must be sized according to the enclosure and their installation position.

Code	Description	Dimensions mm (W)
AA8010	N°4 busbars cross-sect. 20x5 mm	1000
AA8011	N°5 busbar supports	



Sections for accessories

These allow accessories to be fixed (e.g. wiring ducts) inside the blind doors. They consist of a pair of white galvanized sheet vertical crosspieces 15/10 thick pre-drilled with 25 mm pitch. In the 1000 and 1200 mm high enclosures with blind door, the sections are already provided.

Code	Description	Dimensions mm (W)
TS6009	N°2 sections for door	600
TS7009	N°2 sections for door	700
TS8009	N°2 sections for door	800

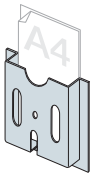

Diagram pockets

Made of plastic, grey RAL 7035 colour, size A4. The pocket can be applied inside the blind doors with width higher than 400 mm, by means of the adhesive provided.

Code	Description
EV1075K	Plastic diagram pockets for A4

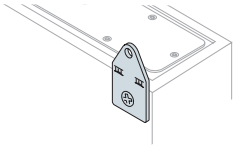

Brackets for wall fixing

These allow wall installation of the enclosures and are mounted using the special holes located on the rear of the enclosures. Made of 25/10 thick steel sheet and treated with white galvanization.

Code	Description
AA1206	N°4 Brackets for wall fixing

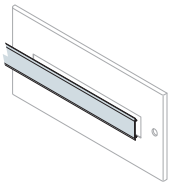

Hole-covering strip

Code	Description
AD1086	N°10 slit covers W=2000 mm grey RAL 7035 colour
AD1088	N°3 slit covers DIN 24 modules grey RAL 7035 colour
AD1089	N°3 slit covers DIN 36 modules grey RAL 7035 colour

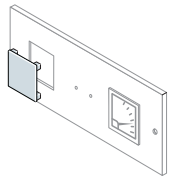

Closing caps for instrument panels

Code	Description
EV1135	N°10 closing caps for 72x72 mm instrument panel
EV1136	N°5 closing caps for 96x96 mm instrument panel

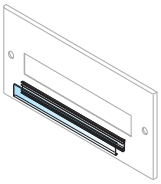

Adhesive label holder

Code	Description	Dimensions mm (W)
EH2118	N°20 label holders 18 DIN mod.	325
EH2129	N°20 label holders 29 DIN mod.	525
AD1600	N°20 label holders 24 DIN mod.	432
AD1800	N°20 label holders 36 DIN mod.	634

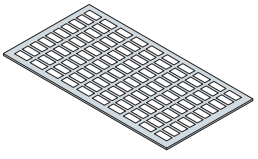

Labels

Code	Description
AD1101 [2]	N°288 labels 1 DIN mod.
AD1102 [2]	N°192 labels 2 DIN mod.
AD1103 [2]	N°96 labels 3 DIN mod.
AD1104 [2]	N°96 labels 4 DIN mod.

[2] Labels writable using compatible Grafoplast system

Overall dimensions

Front view

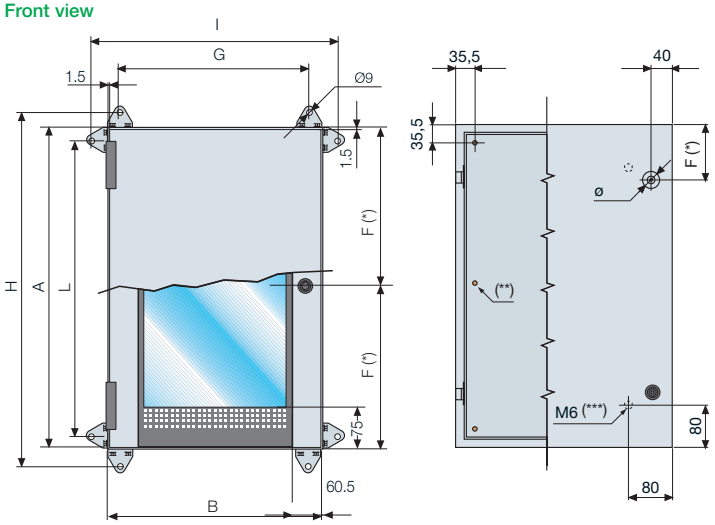

Modular panels and internal counte rdoor

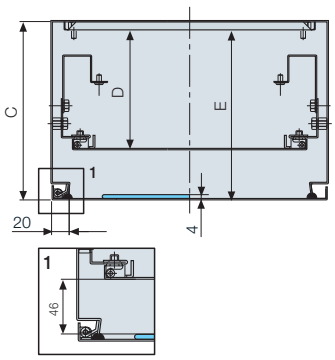

Fairlead flange

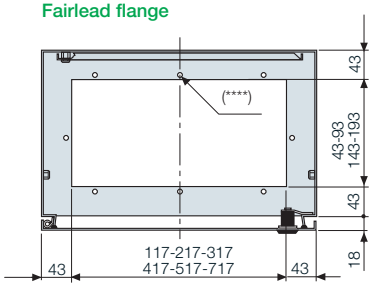

(*) **Locks (F)**
n°1 central for enclosures with h=303 to 503 mm
n°2 for enclosures with h=603 to 703 mm (F=100 mm) n°2 for enclosures from h=803 to 1203 mm (F=150 mm)

(**) **Coppered pin**
only for enclosures from h=1003 to 1203 mm

(***) **Coppered pin on the door**
n°1 for enclosures from h=303 to 503 mm
n°4 for enclosures from h=603 to 803 mm
n°6 for enclosures from h=1003 to 1203 mm

(****) **Flange fixing holes**
n°4 for enclosures from W=203 mm
n°6 for enclosures from W=303 to 403 mm
n°8 for enclosures from W=503 to 1203 mm

	A	B	C	D	E	F (*)	G	H	I	L
SRN3215K	303	203	147	82	133,5	151,5	163	337	237	263
SRN3315K	303	303	147	82	133,5	151,5	263	337	337	263
SRN3415K	303	403	147	82	133,5	151,5	363	337	437	263
SRN4315K	403	303	147	82	133,5	201,5	263	437	337	363
SRN4320K	403	303	197	132	183,5	201,5	263	437	337	363
SRN4420K	403	403	197	132	183,5	201,5	363	437	437	363
SRN4620K	403	603	197	132	183,5	201,5	563	437	637	363
SRN5320K	503	303	197	132	183,5	251,5	263	537	337	463
SRN5420K	503	403	197	132	183,5	251,5	363	537	437	463
SRN5425K	503	403	247	182	233,5	251,5	363	537	437	463
SRN6420K	603	403	197	132	183,5	100	363	637	437	563
SRN6425K	603	403	247	182	233,5	100	363	637	437	563
SRN6625K	603	603	247	182	233,5	100	563	637	637	563
SRN7520K	703	503	197	132	183,5	100	463	737	537	663
SRN7525K	703	503	247	182	233,5	100	463	737	537	663
SRN8625K	803	603	247	182	233,5	150	563	837	637	763
SRN8630K	803	603	297	232	283,5	150	563	837	637	763
SRN8830K	803	803	297	232	283,5	150	763	837	837	763

	A	B	C	D	E	F (*)	G	H	I	L
SRN10625K	1003	603	247	182	233,5	150	563	1037	637	963
SRN10630K	1003	603	297	232	283,5	150	563	1037	637	963
SRN10830K	1003	803	297	232	283,5	150	763	1037	837	963
SRN12630K	1203	603	297	232	283,5	150	563	1237	637	1163
SRN12830K	1203	803	297	232	283,5	150	763	1237	837	1163
SRN5420VK	503	403	197	132	183,5	150	363	537	437	463
SRN5425VK	503	403	247	182	233,5	150	363	537	437	463
SRN6420VK	603	403	197	132	183,5	150	363	637	437	563
SRN6425VK	603	403	247	182	233,5	150	363	637	437	563
SRN7520VK	703	503	197	132	183,5	150	463	737	537	663
SRN7525VK	703	503	247	182	233,5	150	463	737	537	663
SRN8625VK	803	603	247	182	233,5	150	563	837	637	763
SRN8630VK	803	603	297	232	283,5	150	563	837	637	763
SRN10625VK	1003	603	247	182	233,5	150	563	1037	637	963
SRN10630VK	1003	603	297	232	283,5	150	563	1037	637	963
SRN10830VK	1003	803	297	232	283,5	150	763	1037	837	963
SRN12630VK	1203	603	297	232	283,5	150	563	1237	637	1163
SRN12830VK	1203	803	297	232	283,5	150	763	1237	837	1163

Internal counterdoors

Code	M	N
KC5040K*	456	360
KC6040K*	556	360
KC7050K*	656	460
KC8060K	756	560
KC1060K	956	560
KC1080K	956	760
KC1260K	1156	560
KC1280K	1156	760

* The counterdoors with H 500 mm, 600 mm, 700 mm, only have a centre hole for the lock

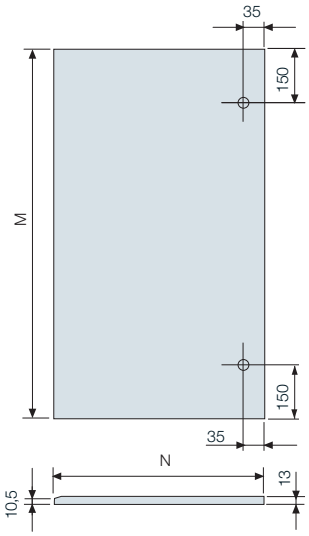

Internal plates

Code	O	P
PF3020	160	260
PF3030	260	260
PF3040 - PF4030	360	260
PF4040	360	360
PF5030	260	460
PF5040	360	460
PF6040 - PF4060	360	560
PF6060	560	560
PF7050	460	660
PF8060	560	760
PF8080	760	760
PF1060	560	960
PF1080	760	960
PF1260	560	1160
PF1280	760	1160

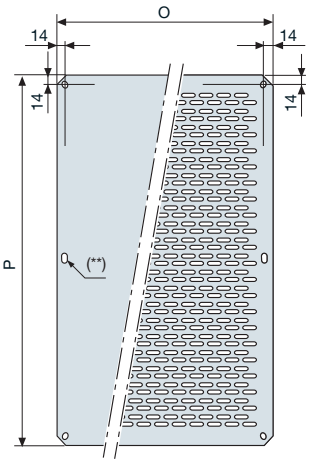

Contact us

ABB SACE
A division of ABB S.p.A.
Automation and Distribuition Boards
Via Italia, 58
23846 Garbagnate Monastero (LC) - Italy
Tel.: +39 031 3570 1
Fax: +39 031 3570228
www.abb.com

The data and illustrations are not binding. We reserve the right to modify the contents of this document on the basis of technical development of the products, without prior notice.

Copyright 2010 ABB. All rights reserved.

1STC804017L0201 - 12/2010 - 5.000

Power and productivity
for a better world™