Complete units: Part Numbering System

NON-ILLUMINATED COMPLETE UNITS

L21AA01 - 3 E 1 1 Y7
a b c d e

Part number of non-illuminated operator head.
See pages 27 to 44 for non-illuminated operator heads.

a

Clip	
Code	**Description**
1	single module
3	three modules
4	three modules (when using 33E11 contact blocks)
5	five modules

b

Terminal Style	
Code	**Description**
E	Screw and Clamp
ED	Stab (Quick Connect)
EP	PCB
ER	Plug In

c

N.O. (Normally Open) Contacts	
Code	**Description**
0	No Contact
1	1 N.O.
2	2 N.O.
3	3 N.O.
4	4 N.O.
5	5 N.O.
6	6 N.O.

d

N.C. (Normally Closed) Contacts	
Code	**Description**
0	No Contact
1	1 N.C.
2	2 N.C.
3	3 N.C.
4	4 N.C.
5	5 N.C.
6	6 N.C.

e

Specialty Blocks	
Code	**Description**
C	Late Break N.C. (Screw and Clamp terminals only)
Y7	Gold Plated Contacts (Screw and Clamp or PCB terminals only)

Complete units: Push-buttons ø 22mm

▶ SPRING RETURN - NON-ILLUMINATED

Technical Info (p. 103)

FLUSH



L21AA01-1E01

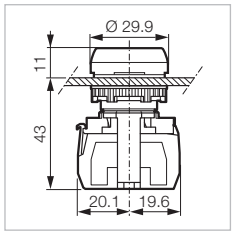



L22AA02-3E10

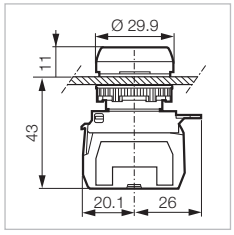

		Chrome Bezel Part Number	Black Bezel Part Number
With single position clip			
● Red	NC	**L21AA01-1E01**	**L22AA01-1E01**
● Green	NO	**L21AA02-1E10**	**L22AA02-1E10**
● Black	NO	**L21AA03-1E10**	**L22AA03-1E10**
● Yellow	NO	**L21AA04-1E10**	**L22AA04-1E10**
○ White	NO	**L21AA05-1E10**	**L22AA05-1E10**
● Blue	NO	**L21AA06-1E10**	**L22AA06-1E10**
With International Symbols			
Red	NC	**L21AA81-1E01**	**L22AA81-1E01**
Green	NO	**L21AA82-1E10**	**L22AA82-1E10**
With three position clip			
● Red	NC	**L21AA01-3E01**	**L22AA01-3E01**
● Green	NO	**L21AA02-3E10**	**L22AA02-3E10**
● Black	NC	**L21AA03-3E01**	**L22AA03-3E01**
● Black	NO	**L21AA03-3E10**	**L22AA03-3E10**
● Yellow	NO	**L21AA04-3E10**	**L22AA04-3E10**
○ White	NO	**L21AA05-3E10**	**L22AA05-3E10**
● Blue	NO	**L21AA06-3E10**	**L22AA06-3E10**
● Red	NO + NC	**L21AA01-3E11**	**L22AA01-3E11**
● Green	NO + NC	**L21AA02-3E11**	**L22AA02-3E11**
● Black	NO + NC	**L21AA03-3E11**	**L22AA03-3E11**
● Yellow	NO + NC	**L21AA04-3E11**	**L22AA04-3E11**
○ White	NO + NC	**L21AA05-3E11**	**L22AA05-3E11**
● Blue	NO + NC	**L21AA06-3E11**	**L22AA06-3E11**

PROJECTING



L21AB04-3E11

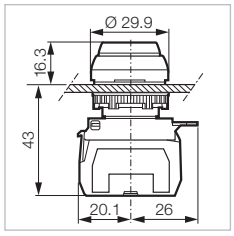

With single position clip			
● Red	NC	**L21AB01-1E01**	**L22AB01-1E01**
● Green	NO	**L21AB02-1E10**	**L22AB02-1E10**
● Black	NO	**L21AB03-1E10**	**L22AB03-1E10**
● Yellow	NO	**L21AB04-1E10**	**L22AB04-1E10**
○ White	NO	**L21AB05-1E10**	**L22AB05-1E10**
● Blue	NO	**L21AB06-1E10**	**L22AB06-1E10**
With three position clip			
● Red	NO + NC	**L21AB01-3E11**	**L22AB01-3E11**
● Green	NO + NC	**L21AB02-3E11**	**L22AB02-3E11**
● Black	NO + NC	**L21AB03-3E11**	**L22AB03-3E11**
● Yellow	NO + NC	**L21AB04-3E11**	**L22AB04-3E11**
○ White	NO + NC	**L21AB05-3E11**	**L22AB05-3E11**
● Blue	NO + NC	**L21AB06-3E11**	**L22AB06-3E11**
With International Symbol			
Red	NC	**L21AB01B-1E01**	**L22AB31A70-1E01**

Complete units: Push-buttons ø 22mm

► SPRING RETURN - NON-ILLUMINATED

Technical Info (p. 103)

Ø 32 MUSHROOM



L21AC01-1E01

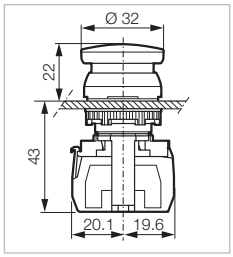

		Chrome Bezel Part Number	Black Bezel Part Number
With single position clip			
● Red	NC	**L21AC01-1E01**	**L22AC01-1E01**
● Green	NO	**L21AC02-1E10**	**L22AC02-1E10**
● Black	NO	**L21AC03-1E10**	**L22AC03-1E10**
● Yellow	NO	**L21AC04-1E10**	**L22AC04-1E10**
With three position clip			
● Red	NC	**L21AC01-3E01**	**L22AC01-3E01**
● Green	NO	**L21AC02-3E10**	**L22AC02-3E10**
● Black	NO	**L21AC03-3E10**	**L22AC03-3E10**
● Yellow	NO	**L21AC04-3E10**	**L22AC04-3E10**

Ø 40 MUSHROOM



L22AD01-3E01

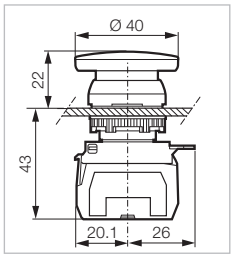

With single position clip			
● Red	NC	**L21AD01-1E01**	**L22AD01-1E01**
● Green	NO	**L21AD02-1E10**	**L22AD02-1E10**
● Black	NO	**L21AD03-1E10**	**L22AD03-1E10**
● Yellow	NO	**L21AD04-1E10**	**L22AD04-1E10**
With three position clip			
● Red	NC	**L21AD01-3E01**	**L22AD01-3E01**
● Green	NO	**L21AD02-3E10**	**L22AD02-3E10**
● Black	NO	**L21AD03-3E10**	**L22AD03-3E10**
● Yellow	NO	**L21AD04-3E10**	**L22AD04-3E10**

FLUSH-FLUSH — Twin touch



L62QA21-3E11

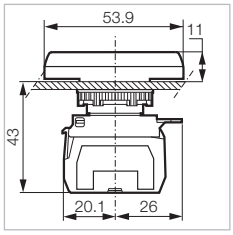

With International Symbols			
I Green	NO		
O Red	NC	**L61QA21-3E11**	**L62QA21-3E11**
With Text			
Green (START)	NO		
Red - (STOP)	NC	**L61QA21B-3E11**	**L62QA21B-3E11**

FLUSH-PROJECTING — Twin touch



L61QB21-3E11

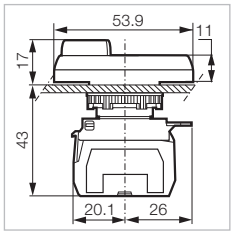

With International Symbols			
I Green	NO		
O Red	NC	**L61QB21-3E11**	**L62QB21-3E11**
With Text			
Green (START)	NO		
Red (STOP)	NC	**L61QB21B-3E11**	**L62QB21B-3E11**

Complete units: Push-buttons ø 22mm

► SPRING RETURN - NON-ILLUMINATED

Technical Info (p. 103)

FLUSH-PROJECTING-FLUSH



L62BA22G-3E21

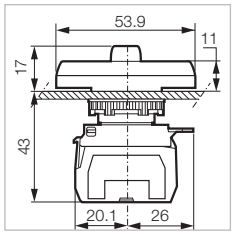

Triple touch		Chrome Bezel Part Number	Black Bezel Part Number
With Arrows and Text			
Green	NO		
Red (STOP)	NC	**L61BA22-3E21**	**L62BA22-3E21**
Green	NO		
Green	NO		
Red (STOP)	NC	**L61BA22B-3E21**	**L62BA22B-3E21**
Green	NO		
With Text			
Green (UP)	NO		
Red (STOP)	NC	**L61BA22G-3E21**	**L62BA22G-3E21**
Green (DOWN)	NO		

► MAINTAINED - NON-ILLUMINATED

FLUSH



L21CA01-1E01

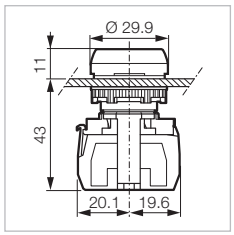

Red	NC	**L21CA01-1E01**	**L22CA01-1E01**
Green	NO	**L21CA02-1E10**	**L22CA02-1E10**
Black	NO	**L21CA03-1E10**	**L22CA03-1E10**
Yellow	NO	**L21CA04-1E10**	**L22CA04-1E10**
White	NO	**L21CA05-1E10**	**L22CA05-1E10**
Blue	NO	**L21CA06-1E10**	**L22CA06-1E10**
Red	NO + NC	**L21CA01-3E11**	**L22CA01-3E11**
Green	NO + NC	**L21CA02-3E11**	**L22CA02-3E11**
Black	NO + NC	**L21CA03-3E11**	**L22CA03-3E11**
Yellow	NO + NC	**L21CA04-3E11**	**L22CA04-3E11**
White	NO + NC	**L21CA05-3E11**	**L22CA05-3E11**
Blue	NO + NC	**L21CA06-3E11**	**L22CA06-3E11**

PROJECTING



L21CB04-3E11

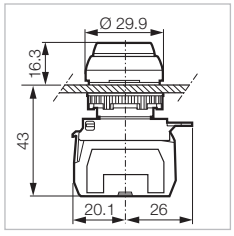

Red	NC	**L21CB01-1E01**	**L22CB01-1E01**
Green	NO	**L21CB02-1E10**	**L22CB02-1E10**
Black	NO	**L21CB03-1E10**	**L22CB03-1E10**
Yellow	NO	**L21CB04-1E10**	**L22CB04-1E10**
White	NO	**L21CB05-1E10**	**L22CB05-1E10**
Blue	NO	**L21CB06-1E10**	**L22CB06-1E10**
Red	NO + NC	**L21CB01-3E11**	**L22CB01-3E11**
Green	NO + NC	**L21CB02-3E11**	**L22CB02-3E11**
Black	NO + NC	**L21CB03-3E11**	**L22CB03-3E11**
Yellow	NO + NC	**L21CB04-3E11**	**L22CB04-3E11**
White	NO + NC	**L21CB05-3E11**	**L22CB05-3E11**
Blue	NO + NC	**L21CB06-3E11**	**L22CB06-3E11**

Complete units: Mushroom heads ø 22mm

► MAINTAINED - NON-ILLUMINATED

Technical Info (p. 103)

Ø 40 MUSHROOM

Push-pull to reset



L22DD01-3E01

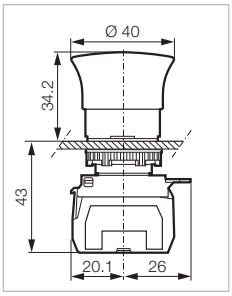

		Black Bezel Part Number
● Red	NC	**L22DD01-3E01**
● Red	2 NC	**L22DD01-3E02**
● Red	NO + NC	**L22DD01-3E11**
With Text		
● Red (STOP STOP STOP)	NC	**L22DD01S-3E01**
● Green	NO	**L22DD02-3E10**
● Black	NC	**L22DD03-3E01**
● Black	NO	**L22DD03-3E10**
● Yellow	NO	**L22DD04-3E10**

Ø 32 MUSHROOM

Push-turn to reset



L22EC01-3E01

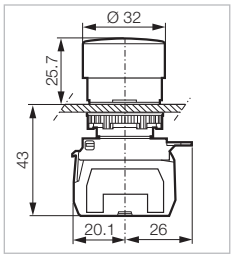

● Red	NC	**L22EC01-3E01**
● Red	2 NC	**L22EC01-3E02**
● Red	NO + NC	**L22EC01-3E11**
● Green	NO	**L22EC02-3E10**
● Black	NC	**L22EC03-3E01**
● Black	NO	**L22EC03-3E10**
● Yellow	NO	**L22EC04-3E10**

Ø 40 MUSHROOM

Push-turn to reset



L22ED01-3E11

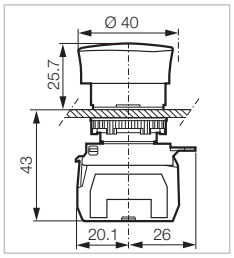

● Red	NC	**L22ED01-3E01**
● Red	2 NC	**L22ED01-3E02**
● Red	NO + NC	**L22ED01-3E11**
With Text		
● Red (STOP STOP STOP)	NC	**L22ED01S-3E01**
● Green	NO	**L22ED02-3E10**
● Black	NC	**L22ED03-3E01**
● Black	NO	**L22ED03-3E10**
● Yellow	NO	**L22ED04-3E10**

Ø 40 MUSHROOM

Key to reset



L22GM01-3E01

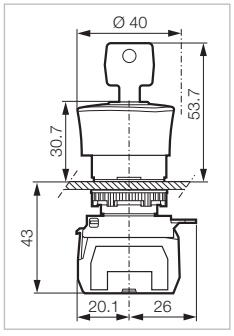

Supplied with 2 keys profile n°455

● Red	NC	**L22GM01-3E01**
● Red	2 NC	**L22GM01-3E02**
● Red	NO + NC	**L22GM01-3E11**

Complete units: Mushroom heads ø 22mm

► **EMERGENCY STOP** MAINTAINED - NON-ILLUMINATED

Technical Info (p. 103)

ø 40 EN 418 / ISO13850 — Push-pull to reset



L22DR01-3E11

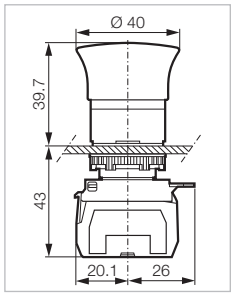

Head position visible from the side with yellow collar
Compliant with the requirements of emergency stop:
EN 418 / ISO 13850

		Black Bezel Part Number
● Red	NC	**L22DR01-3E01**
● Red	2 NC	**L22DR01-3E02**
● Red	NO + NC	**L22DR01-3E11**

ø 40 EN 418 / ISO13850 — Push-turn to reset



L22ER01-3E11

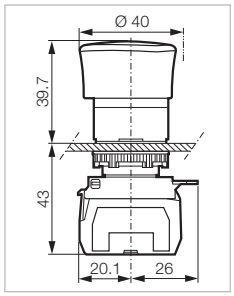

Head position visible from the side with yellow collar
Compliant with the requirements of emergency stop:
EN 418 / ISO 13850

● Red	NC	**L22ER01-3E01**
● Red	2 NC	**L22ER01-3E02**
● Red	NO + NC	**L22ER01-3E11**

ø 40 EN 418 / ISO13850 — Key to reset



L22GR01-3E11

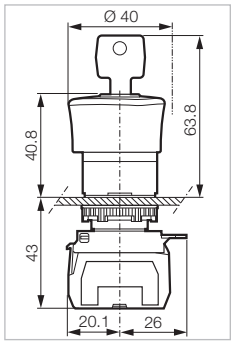

Double position indicator: head and collar
Compliant with the requirements of emergency stop:
EN 418 / ISO 13850
Supplied with 2 keys profile n°455

● Red	NC	**L22GR01-3E01**
● Red	2 NC	**L22GR01-3E02**
● Red	NO + NC	**L22GR01-3E11**

Complete units: Selector switches ø 22mm

SELECTOR SWITCHES - NON-ILLUMINATED

Technical Info (p. 103)

WITH HANDLE

2 positions



L21KE03-1E10

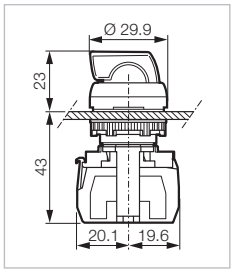

		Chrome Bezel Part Number	Black Bezel Part Number
Maintained positions - 45°			
● Red	NC	**L21KA01-1E01**	**L22KA01-1E01**
● Green	NO	**L21KA02-1E10**	**L22KA02-1E10**
● Black	NO	**L21KA03-1E10**	**L22KA03-1E10**
● Black	2 NO	**L21KA03-3E20**	**L22KA03-3E20**
● Black	NO + NC	**L21KA03-3E11**	**L22KA03-3E11**
● Grey	NO	**L21KA08-1E10**	**L22KA08-1E10**
Spring Return - 45°			
● Red	NC	**L21KB01-1E01**	**L22KB01-1E01**
● Green	NO	**L21KB02-1E10**	**L22KB02-1E10**
● Black	NO	**L21KB03-1E10**	**L22KB03-1E10**
● Black	2 NO	**L21KB03-3E20**	**L22KB03-3E20**
● Black	NO + NC	**L21KB03-3E11**	**L22KB03-3E11**
● Grey	NO	**L21KB08-1E10**	**L22KB08-1E10**
Maintained positions - 90°			
● Red	NC	**L21KE01-1E01**	**L22KE01-1E01**
● Green	NO	**L21KE02-1E10**	**L22KE02-1E10**
● Black	NO	**L21KE03-1E10**	**L22KE03-1E10**
● Black	2 NO	**L21KE03-3E20**	**L22KE03-3E20**
● Black	NO + NC	**L21KE03-3E11**	**L22KE03-3E11**
● Grey	NO	**L21KE08-1E10**	**L22KE08-1E10**

WITH HANDLE

3 positions



L21MA03-3E20

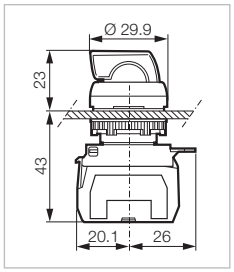

		Chrome Bezel Part Number	Black Bezel Part Number
Maintained positions - 45°			
● Red	2 NO	**L21MA01-3E20**	**L22MA01-3E20**
● Green	2 NO	**L21MA02-3E20**	**L22MA02-3E20**
● Black	2 NO	**L21MA03-3E20**	**L22MA03-3E20**
● Grey	2 NO	**L21MA08-3E20**	**L22MA08-3E20**
Spring return - 45°			
● Red	2 NO	**L21MD01-3E20**	**L22MD01-3E20**
● Green	2 NO	**L21MD02-3E20**	**L22MD02-3E20**
● Black	2 NO	**L21MD03-3E20**	**L22MD03-3E20**
● Grey	2 NO	**L21MD08-3E20**	**L22MD08-3E20**
Maintained / Spring Return - 45°			
● Red	2 NO	**L21MC01-3E20**	**L22MC01-3E20**
● Green	2 NO	**L21MC02-3E20**	**L22MC02-3E20**
● Black	2 NO	**L21MC03-3E20**	**L22MC03-3E20**
● Grey	2 NO	**L21MC08-3E20**	**L22MC08-3E20**

Complete units: Selector switches ø 22mm

SELECTOR SWITCHES - NON-ILLUMINATED

Technical Info (p. 103)

WITH KNOB

2 and 3 positions



L21UA03-3E20

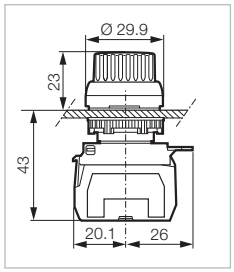

MAINTAINED POSITIONS - 45°

			Chrome Bezel Part Number	Black Bezel Part Number
● Black	0 1	NO	**L21TA03-1E10**	**L22TA03-1E10**
● Black		2 NO	**L21TA03-3E20**	**L22TA03-3E20**
● Black		NO + NC	**L21TA03-3E11**	**L22TA03-3E11**

MAINTAINED POSITIONS - 45°

● Black	0 1 2	2 NO	**L21UA03-3E20**	**L22UA03-3E20**

WITH KEY

2 positions



L21LA00-1E10

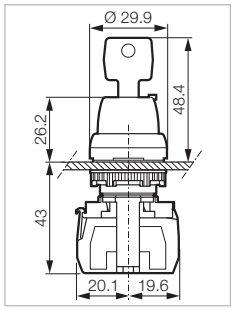

Supplied with 2 keys profile n°455

MAINTAINED POSITIONS - 45°
Key free in position o

● Black	0 1	NO	**L21LA00-1E10**	**L22LA00-1E10**
● Black		2 NO	**L21LA00-3E20**	**L22LA00-3E20**
● Black		NO + NC	**L21LA00-3E11**	**L22LA00-3E11**

SPRING RETURN - 45°
Key free in position o

● Black	0 1	NO	**L21LB00-1E10**	**L22LB00-1E10**
● Black		2 NO	**L21LB00-3E20**	**L22LB00-3E20**
● Black		NO + NC	**L21LB00-3E11**	**L22LB00-3E11**

MAINTAINED - 90°
Key free in both positions

● Black	0 1	NO	**L21LG00-1E10**	**L22LG00-1E10**
● Black		2 NO	**L21LG00-3E20**	**L22LG00-3E20**
● Black		NO + NC	**L21LG00-3E11**	**L22LG00-3E11**

WITH KEY

3 positions



L21NA00-3E20

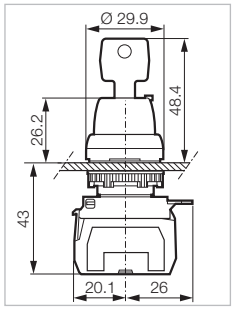

Supplied with 2 keys profile n°455

MAINTAINED POSITIONS - 45°
Key free in position o

● Black	0 1 2	2 NO	**L21NA00-3E20**	**L22NA00-3E20**

SPRING RETURN - 45°
Key free in position o

● Black	0 1 2	2 NO	**L21ND00-3E20**	**L22ND00-3E20**

Complete units: Part Numbering System

ILLUMINATED COMPLETE UNITS

L21AH20 - 3 EA G M 1 1 Y7
a b c d e f g

Part number of illuminated operator head.
See pages 45 to 52 for illuminated operator heads.

a

Clip	
Code	**Description**
1	single module
3	three modules
4	three modules (when using 33E11 contact blocks)
5	five modules

b

Terminal Style	
Code	**Description**
EA	Screw and Clamp
EDA	Stab (Quick Connect)
EPA	PCB
ERA	Plug In

c

LED Color	
Code	**Description**
R	Red
G	Green
Y	Yellow
W	White
B	Blue

d

LED Voltage	
Code	**Description**
L	12/24 Vac/dc
L4	48 Vac/dc
M	130 Vac
H	230 Vac

e

N.O. (Normally Open) Contacts	
Code	**Description**
0	No Contact
1	1 N.O.
2	2 N.O.
3	3 N.O.
4	4 N.O.
5	5 N.O.
6	6 N.O.

f

N.C. (Normally Closed) Contacts	
Code	**Description**
0	No Contact
1	1 N.C.
2	2 N.C.
3	3 N.C.
4	4 N.C.
5	5 N.C.
6	6 N.C.

g

Specialty Blocks	
Code	**Description**
C	Late Break N.C. (Screw and Clamp terminals only)
Y7	Gold Plated Contacts (Screw and Clamp or PCB terminals only)

Complete units: Pushbuttons ø 22mm

► SPRING RETURN - ILLUMINATED

Technical Info (p. 103)

FLUSH



L21AH20-3EAGL11

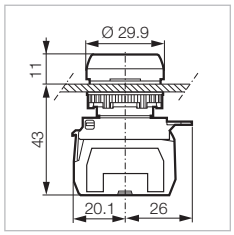

		Chrome Bezel Part Number	Black Bezel Part Number
LED blocks			
12/24 Vac/dc			
● Red	NO+NC	**L21AH10-3EARL11**	**L22AH10-3EARL11**
● Green	NO+NC	**L21AH20-3EAGL11**	**L22AH20-3EAGL11**
● Yellow	NO+NC	**L21AH40-3EAYL11**	**L22AH40-3EAYL11**
○ White	NO+NC	**L21AH50-3EAWL11**	**L22AH50-3EAWL11**
● Blue	NO+NC	**L21AH60-3EABL11**	**L22AH60-3EABL11**
130 Vac			
● Red	NO+NC	**L21AH10-3EARM11**	**L22AH10-3EARM11**
● Green	NO+NC	**L21AH20-3EAGM11**	**L22AH20-3EAGM11**
● Yellow	NO+NC	**L21AH40-3EAYM11**	**L22AH40-3EAYM11**
○ White	NO+NC	**L21AH50-3EAWM11**	**L22AH50-3EAWM11**
● Blue	NO+NC	**L21AH60-3EABM11**	**L22AH60-3EABM11**

PROJECTING



L21AK40-3EAYM11

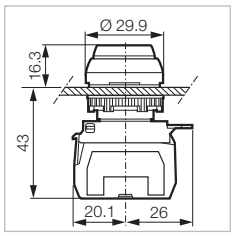

LED blocks			
12/24 Vac/dc			
● Red	NO+NC	**L21AK10-3EARL11**	**L22AK10-3EARL11**
● Green	NO+NC	**L21AK20-3EAGL11**	**L22AK20-3EAGL11**
● Yellow	NO+NC	**L21AK40-3EAYL11**	**L22AK40-3EAYL11**
○ White	NO+NC	**L21AK50-3EAWL11**	**L22AK50-3EAWL11**
● Blue	NO+NC	**L21AK60-3EABL11**	**L22AK60-3EABL11**
130 Vac			
● Red	NO+NC	**L21AK10-3EARM11**	**L22AK10-3EARM11**
● Green	NO+NC	**L21AK20-3EAGM11**	**L22AK20-3EAGM11**
● Yellow	NO+NC	**L21AK40-3EAYM11**	**L22AK40-3EAYM11**
○ White	NO+NC	**L21AK50-3EAWM11**	**L22AK50-3EAWM11**
● Blue	NO+NC	**L21AK60-3EABM11**	**L22AK60-3EABM11**

Ø 32 MUSHROOM



L21AL10-3EARL11

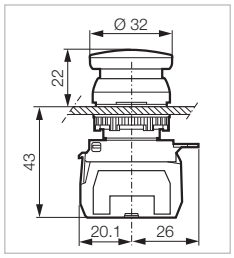

LED blocks			
12/24 Vac/dc			
● Red	NO+NC	**L21AL10-3EARL11**	**L22AL10-3EARL11**
● Green	NO+NC	**L21AL20-3EAGL11**	**L22AL20-3EAGL11**
● Yellow	NO+NC	**L21AL40-3EAYL11**	**L22AL40-3EAYL11**
○ White	NO+NC	**L21AL50-3EAWL11**	**L22AL50-3EAWL11**
● Blue	NO+NC	**L21AL60-3EABL11**	**L22AL60-3EABL11**
130 Vac			
● Red	NO+NC	**L21AL10-3EARM11**	**L22AL10-3EARM11**
● Green	NO+NC	**L21AL20-3EAGM11**	**L22AL20-3EAGM11**
● Yellow	NO+NC	**L21AL40-3EAYM11**	**L22AL40-3EAYM11**
○ White	NO+NC	**L21AL50-3EAWM11**	**L22AL50-3EAWM11**
● Blue	NO+NC	**L21AL60-3EABM11**	**L22AL60-3EABM11**

Complete units: Pushbuttons ø 22mm

► SPRING RETURN - ILLUMINATED

Technical Info (p. 103)

TWIN TOUCH - FLUSH-FLUSH



L61QH21-3EAWM11

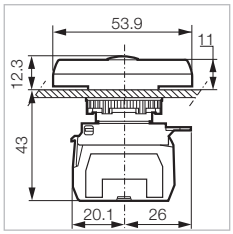

Center part illuminated - White LED Block (other colors available)

		Chrome Bezel Part Number	Black Bezel Part Number
12/24 Vac/dc - With International Symbols			
I Green	NO		
O Red	NC	**L61QH21-3EAWL11**	**L62QH21-3EAWL11**
12/24 Vac/dc - With Text			
Green (START)	NO		
Red (STOP)	NC	**L61QH21A-3EAWL11**	**L62QH21A-3EAWL11**
130 Vac - With International Symbols			
I Green	NO		
O Red	NC	**L61QH21-3EAWM11**	**L62QH21-3EAWM11**
130 Vac - With Text			
Green (START)	NO		
Red (STOP)	NC	**L61QH21A-3EAWM11**	**L62QH21A-3EAWM11**
230 Vac - With International Symbols			
I Green	NO		
O Red	NC	**L61QH21-3EAWH11**	**L62QH21-3EAWH11**
230 Vac - With Text			
Green (START)	NO		
Red (STOP)	NC	**L61QH21A-3EAWH11**	**L62QH21A-3EAWH11**

TWIN TOUCH - FLUSH-PROJECTING



L61QK21A-3EAWL11

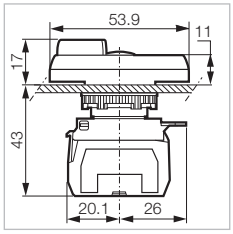

Center part illuminated - White LED Block (other colors available)

		Chrome Bezel Part Number	Black Bezel Part Number
12/24 Vac/dc - With International Symbols			
I Green	NO		
O Red	NC	**L61QK21-3EAWL11**	**L62QK21-3EAWL11**
12/24 Vac/dc - With Text			
Green (START)	NO		
Red (STOP)	NC	**L61QK21A-3EAWL11**	**L62QK21A-3EAWL11**
130 Vac - With International Symbols			
I Green	NO		
O Red	NC	**L61QK21-3EAWM11**	**L62QK21-3EAWM11**
130 Vac - With Text			
Green (START)	NO		
Red (STOP)	NC	**L61QK21A-3EAWM11**	**L62QK21A-3EAWM11**
230 Vac - With International Symbols			
I Green	NO		
O Red	NC	**L61QK21-3EAWH11**	**L62QK21-3EAWH11**
230 Vac - With Text			
Green (START)	NO		
Red (STOP)	NC	**L61QK21A-3EAWH11**	**L62QK21A-3EAWH11**

Complete units: Pushbuttons ø 22mm

► MAINTAINED - ILLUMINATED

Technical Info (p. 103)

FLUSH



L21CH20-3EAGL11

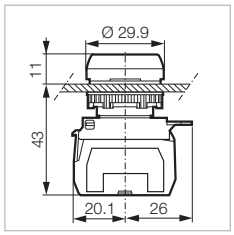

		Chrome Bezel Part Number	Black Bezel Part Number
LED blocks			
12/24 Vac/dc			
● Red	NO+NC	**L21CH10-3EARL11**	**L22CH10-3EARL11**
● Green	NO+NC	**L21CH20-3EAGL11**	**L22CH20-3EAGL11**
● Yellow	NO+NC	**L21CH40-3EAYL11**	**L22CH40-3EAYL11**
○ White	NO+NC	**L21CH50-3EAWL11**	**L22CH50-3EAWL11**
● Blue	NO+NC	**L21CH60-3EABL11**	**L22CH60-3EABL11**
130 Vac			
● Red	NO+NC	**L21CH10-3EARM11**	**L22CH10-3EARM11**
● Green	NO+NC	**L21CH20-3EAGM11**	**L22CH20-3EAGM11**
● Yellow	NO+NC	**L21CH40-3EAYM11**	**L22CH40-3EAYM11**
○ White	NO+NC	**L21CH50-3EAWM11**	**L22CH50-3EAWM11**
● Blue	NO+NC	**L21CH60-3EABM11**	**L22CH60-3EABM11**
230 Vac			
● Red	NO+NC	**L21CH10-3EARH11**	**L22CH10-3EARH11**
● Green	NO+NC	**L21CH20-3EAGH11**	**L22CH20-3EAGH11**
● Yellow	NO+NC	**L21CH40-3EAYH11**	**L22CH40-3EAYH11**
○ White	NO+NC	**L21CH50-3EAWH11**	**L22CH50-3EAWH11**
● Blue	NO+NC	**L21CH60-3EABH11**	**L22CH60-3EABH11**

PROJECTING



L21CK40-3EAYL11

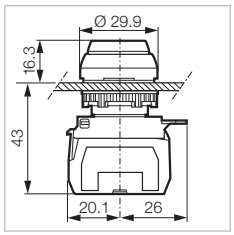

		Chrome Bezel Part Number	Black Bezel Part Number
LED blocks			
12/24 Vac/dc			
● Red	NO+NC	**L21CK10-3EARL11**	**L22CK10-3EARL11**
● Green	NO+NC	**L21CK20-3EAGL11**	**L22CK20-3EAGL11**
● Yellow	NO+NC	**L21CK40-3EAYL11**	**L22CK40-3EAYL11**
○ White	NO+NC	**L21CK50-3EAWL11**	**L22CK50-3EAWL11**
● Blue	NO+NC	**L21CK60-3EABL11**	**L22CK60-3EABL11**
130 Vac			
● Red	NO+NC	**L21CK10-3EARM11**	**L22CK10-3EARM11**
● Green	NO+NC	**L21CK20-3EAGM11**	**L22CK20-3EAGM11**
● Yellow	NO+NC	**L21CK40-3EAYM11**	**L22CK40-3EAYM11**
○ White	NO+NC	**L21CK50-3EAWM11**	**L22CK50-3EAWM11**
● Blue	NO+NC	**L21CK60-3EABM11**	**L22CK60-3EABM11**
230 Vac			
● Red	NO+NC	**L21CK10-3EARH11**	**L22CK10-3EARH11**
● Green	NO+NC	**L21CK20-3EAGH11**	**L22CK20-3EAGH11**
● Yellow	NO+NC	**L21CK40-3EAYH11**	**L22CK40-3EAYH11**
○ White	NO+NC	**L21CK50-3EAWH11**	**L22CK50-3EAWH11**
● Blue	NO+NC	**L21CK60-3EABH11**	**L22CK60-3EABH11**

Complete units: Pushbuttons ø 22mm

► MAINTAINED - ILLUMINATED

Technical Info (p. 103)

ø 40 MUSHROOM — Push-pull to reset



L22DM10-3EARM11

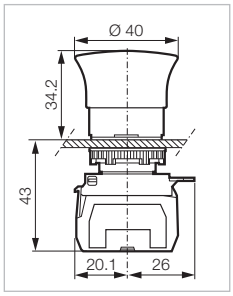

		Black Bezel Part Number
Red LED block		
12/24 Vac/dc		
● Red	NC	**L22DM10-3EARL01**
● Red	2 NC	**L22DM10-3EARL02**
● Red	NO + NC	**L22DM10-3EARL11**
130 Vac		
● Red	NC	**L22DM10-3EARM01**
● Red	2 NC	**L22DM10-3EARM02**
● Red	NO + NC	**L22DM10-3EARM11**

ø 40 MUSHROOM — Push-turn to reset



L22EM10-3EARL02

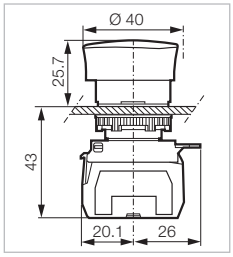

Red LED block		
12/24 Vac/dc		
● Red	NC	**L22EM10-3EARL01**
● Red	2 NC	**L22EM10-3EARL02**
● Red	NO + NC	**L22EM10-3EARL11**
130 Vac		
● Red	NC	**L22EM10-3EARM01**
● Red	2 NC	**L22EM10-3EARM02**
● Red	NO + NC	**L22EM10-3EARM11**

► **EMERGENCY STOP** MAINTAINED - ILLUMINATED

ø 40 EN 418 / ISO 13850 — Push-pull to reset



L22DN10-3EARM02

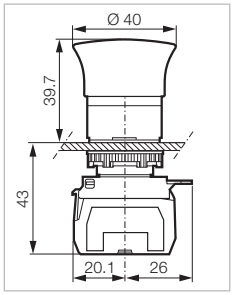

Head position visible from the side with yellow collar
Compliant with the requirements of emergency stop:
EN 418 / ISO 13850

Red LED block		
12/24 Vac/dc		
● Red	NC	**L22DN10-3EARL01**
● Red	2 NC	**L22DN10-3EARL02**
● Red	NO + NC	**L22DN10-3EARL11**
130 Vac		
● Red	NC	**L22DN10-3EARM01**
● Red	2 NC	**L22DN10-3EARM02**
● Red	NO + NC	**L22DN10-3EARM11**

Complete units: Selector switches ø 22mm

SELECTOR SWITCHES - ILLUMINATED

Technical Info (p. 103)



L21KG10-3EARL11

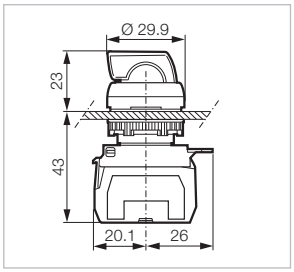

WITH HANDLE	2 positions	Chrome Bezel Part Number	Black Bezel Part Number
LED Color / Handle Color			
Maintained positions - 45°			
12/24 Vac/dc			
● Red / Red	NO + NC	**L21KG10-3EARL11**	**L22KG10-3EARL11**
● Green / Green	NO + NC	**L21KG20-3EAGL11**	**L22KG20-3EAGL11**
○ White / Black	NO + NC	**L21KG30-3EAWL11**	**L22KG30-3EAWL11**
● Yellow / Black	NO + NC	**L21KG30-3EAYL11**	**L22KG30-3EAYL11**
● Blue / Black	NO + NC	**L21KG30-3EABL11**	**L22KG30-3EABL11**
130 Vac			
● Red / Red	NO + NC	**L21KG10-3EARM11**	**L22KG10-3EARM11**
● Green / Green	NO + NC	**L21KG20-3EAGM11**	**L22KG20-3EAGM11**
○ White / Black	NO + NC	**L21KG30-3EAWM11**	**L22KG30-3EAWM11**
● Yellow / Black	NO + NC	**L21KG30-3EAYM11**	**L22KG30-3EAYM11**
● Blue / Black	NO + NC	**L21KG30-3EABM11**	**L22KG30-3EABM11**
Spring Return - 45°			
12/24 Vac/dc			
● Red / Red	NO + NC	**L21KH10-3EARL11**	**L22KH10-3EARL11**
● Green / Green	NO + NC	**L21KH20-3EAGL11**	**L22KH20-3EAGL11**
○ White / Black	NO + NC	**L21KH30-3EAWL11**	**L22KH30-3EAWL11**
● Yellow / Black	NO + NC	**L21KH30-3EAYL11**	**L22KH30-3EAYL11**
● Blue / Black	NO + NC	**L21KH30-3EABL11**	**L22KH30-3EABL11**
130 Vac			
● Red / Red	NO + NC	**L21KH10-3EARM11**	**L22KH10-3EARM11**
● Green / Green	NO + NC	**L21KH20-3EAGM11**	**L22KH20-3EAGM11**
○ White / Black	NO + NC	**L21KH30-3EAWM11**	**L22KH30-3EAWM11**
● Yellow / Black	NO + NC	**L21KH30-3EAYM11**	**L22KH30-3EAYM11**
● Blue / Black	NO + NC	**L21KH30-3EABM11**	**L22KH30-3EABM11**
Maintained positions - 90°			
12/24 Vac/dc			
● Red / Red	NO + NC	**L21KL10-3EARL11**	**L22KL10-3EARL11**
● Green / Green	NO + NC	**L21KL20-3EAGL11**	**L22KL20-3EAGL11**
○ White / Black	NO + NC	**L21KL30-3EAWL11**	**L22KL30-3EAWL11**
● Yellow / Black	NO + NC	**L21KL30-3EAYL11**	**L22KL30-3EAYL11**
● Blue / Black	NO + NC	**L21KL30-3EABL11**	**L22KL30-3EABL11**
130 Vac			
● Red / Red	NO + NC	**L21KL10-3EARM11**	**L22KL10-3EARM11**
● Green / Green	NO + NC	**L21KL20-3EAGM11**	**L22KL20-3EAGM11**
○ White / Black	NO + NC	**L21KL30-3EAWM11**	**L22KL30-3EAWM11**
● Yellow / Black	NO + NC	**L21KL30-3EAYM11**	**L22KL30-3EAYM11**
● Blue / Black	NO + NC	**L21KL30-3EABM11**	**L22KL30-3EABM11**

Complete units: Selector switches ø 22mm

► SELECTOR SWITCHES - ILLUMINATED

Technical Info (p. 103)



L21ME20-3EAGL20

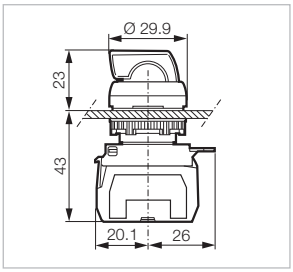

WITH HANDLE	3 positions	Chrome Bezel Part Number	Black Bezel Part Number
LED Color / Handle Color			
Maintained positions - 45°			
12/24 Vac/dc			
● Red / Red	2 NO	**L21ME10-3EARL20**	**L22ME10-3EARL20**
● Green / Green	2 NO	**L21ME20-3EAGL20**	**L22ME20-3EAGL20**
○ White / Black	2 NO	**L21ME30-3EAWL20**	**L22ME30-3EAWL20**
● Yellow / Black	2 NO	**L21ME30-3EAYL20**	**L22ME30-3EAYL20**
● Blue / Black	2 NO	**L21ME30-3EABL20**	**L22ME30-3EABL20**
130 Vac/dc			
● Red / Red	2 NO	**L21ME10-3EARM20**	**L22ME10-3EARM20**
● Green / Green	2 NO	**L21ME20-3EAGM20**	**L22ME20-3EAGM20**
○ White / Black	2 NO	**L21ME30-3EAWM20**	**L22ME30-3EAWM20**
● Yellow / Black	2 NO	**L21ME30-3EAYM20**	**L22ME30-3EAYM20**
● Blue / Black	2 NO	**L21ME30-3EABM20**	**L22ME30-3EABM20**
Spring Return - 45°			
12/24 Vac/dc			
● Red / Red	2 NO	**L21MH10-3EARL20**	**L22MH10-3EARL20**
● Green / Green	2 NO	**L21MH20-3EAGL20**	**L22MH20-3EAGL20**
○ White / Black	2 NO	**L21MH30-3EAWL20**	**L22MH30-3EAWL20**
● Yellow / Black	2 NO	**L21MH30-3EAYL20**	**L22MH30-3EAYL20**
● Blue / Black	2 NO	**L21MH30-3EABL20**	**L22MH30-3EABL20**
130 Vac			
● Red / Red	2 NO	**L21MH10-3EARM20**	**L22MH10-3EARM20**
● Green / Green	2 NO	**L21MH20-3EAGM20**	**L22MH20-3EAGM20**
○ White / Black	2 NO	**L21MH30-3EAWM20**	**L22MH30-3EAWM20**
● Yellow / Black	2 NO	**L21MH30-3EAYM20**	**L22MH30-3EAYM20**
● Blue / Black	2 NO	**L21MH30-3EABM20**	**L22MH30-3EABM20**
Maintained / Spring Return - 45°			
12/24 Vac/dc			
● Red / Red	NO + NC	**L21MG10-3EARL11**	**L22MG10-3EARL11**
● Green / Green	NO + NC	**L21MG20-3EAGL11**	**L22MG20-3EAGL11**
○ White / Black	NO + NC	**L21MG30-3EAWL11**	**L22MG30-3EAWL11**
● Yellow / Black	NO + NC	**L21MG30-3EAYL11**	**L22MG30-3EAYL11**
● Blue / Black	NO + NC	**L21MG30-3EABL11**	**L22MG30-3EABL11**
130 Vac			
● Red / Red	NO + NC	**L21MG10-3EARM11**	**L22MG10-3EARM11**
● Green / Green	NO + NC	**L21MG20-3EAGM11**	**L22MG20-3EAGM11**
○ White / Black	NO + NC	**L21MG30-3EAWM11**	**L22MG30-3EAWM11**
● Yellow / Black	NO + NC	**L21MG30-3EAYM11**	**L22MG30-3EAYM11**
● Blue / Black	NO + NC	**L21MG30-3EABM11**	**L22MG30-3EABM11**

Complete units: Pilot lights ø 22mm

► PILOT LIGHTS

Technical Info (p. 103)

HEAD, CLIP AND MODULE



L20SE20-1EAGL

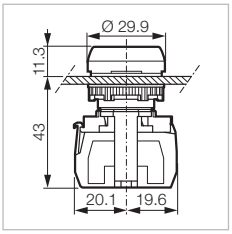

LED blocks

	12/24 Vac/dc	130Vac	230Vac
● Red	L20SE10-1EARL	L20SE10-1EARM	L20SE10-1EARH
● Green	L20SE20-1EAGL	L20SE20-1EAGM	L20SE20-1EAGH
● Yellow	L20SE40-1EAYL	L20SE40-1EAYM	L20SE40-1EAYH
○ White	L20SE50-1EAWL	L20SE50-1EAWM	L20SE50-1EAWH
● Blue	L20SE60-1EABL	L20SE60-1EABM	L20SE60-1EABH

ONE-PIECE PILOT PLIGHTS - SUPPLIED WITH LED BULBS



L20SA40LA

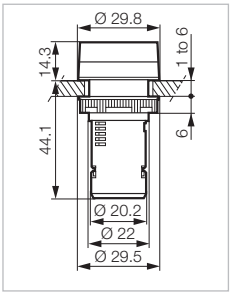



L20SA10M

	Ribbed Lens Part Number	Smooth Lens Part Number
6 Vac/dc		
● Red	L20SA10CA	L20SA10C
● Green	L20SA20CA	L20SA20C
○ Clear	L20SA30CA	
● Yellow	L20SA40CA	L20SA40C
○ White	L20SA50CA	L20SA50C
● Blue	L20SA60CA	L20SA60C
12 Vac/dc		
● Red	L20SA10JA	L20SA10J
● Green	L20SA20JA	L20SA20J
○ Clear	L20SA30JA	
● Yellow	L20SA40JA	L20SA40J
○ White	L20SA50JA	L20SA50J
● Blue	L20SA60JA	L20SA60J
24 Vac/dc		
● Red	L20SA10LA	L20SA10L
● Green	L20SA20LA	L20SA20L
○ Clear	L20SA30LA	
● Yellow	L20SA40LA	L20SA40L
○ White	L20SA50LA	L20SA50L
● Blue	L20SA60LA	L20SA60L
120 Vac		
● Red	L20SA10MA	L20SA10M
● Green	L20SA20MA	L20SA20M
○ Clear	L20SA30MA	
● Yellow	L20SA40MA	L20SA40M
○ White	L20SA50MA	L20SA50M
● Blue	L20SA60MA	L20SA60M
240 Vac		
● Red	L20SA10HA	L20SA10H
● Green	L20SA20HA	L20SA20H
○ Clear	L20SA30HA	
● Yellow	L20SA40HA	L20SA40H
○ White	L20SA50HA	L20SA50H
● Blue	L20SA60HA	L20SA60H

Complete units: Joysticks ø 22mm

► JOYSTICK SWITCHES - NON ILLUMINATED

Technical Info (p. 103)

HEAD, CLIP AND MODULE(S)

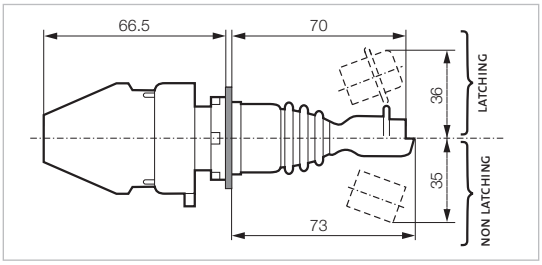

All contacts are open in the center position (0).
Complete units shown feature one or two independent contact closed in each position A,B,C, and D.



LM2F-3M2



LMV4F-5M8

		# Contacts Closed Per Position	Total # Contacts	Part Number
HEAD DOES NOT LOCK IN CENTER POSITION 0				
2 POSITIONS WITH OFF				
maintained	A - 0 - B	1	2	**LM2F-3M2**
		2	4	**LM2F-3M4**
spring return	A→0←B	1	2	**LM2A-3M2**
		2	4	**LM2A-3M4**
4 POSITIONS WITH OFF				
maintained	A / C - 0 - D / B	2	4	**LM4F-3M4**
		4	8	**LM4F-5M8**
spring-return	A / C→0←D / B	2	4	**LM4A-3M4**
		4	8	**LM4A-5M8**
HEAD LOCKS IN CENTER POSITION 0				
2 POSITIONS WITH OFF				
maintained	A - 0 - B	1	2	**LMV2F-3M2**
		2	4	**LMV2F-3M4**
spring return	A→0←B	1	2	**LMV2A-3M2**
		2	4	**LMV2A-3M4**
4 POSITIONS WITH OFF				
maintained	A / C - 0 - D / B	2	4	**LMV4F-3M4**
		4	8	**LMV4F-5M8**
spring return	A / C→0←D / B	2	4	**LMV4A-3M4**
		4	8	**LMV4A-5M8**

Operator Heads: ø 22mm

▶ SPRING RETURN - NON-ILLUMINATED

Technical Info (p. 103)

FLUSH



L21AA02

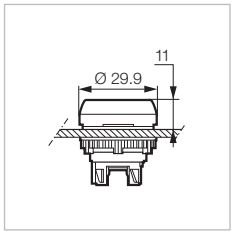



L22AA34328



L21AA00

	Chrome Bezel Part Number	Black Bezel Part Number
● Red	**L21AA01**	**L22AA01**
● Green	**L21AA02**	**L22AA02**
● Black	**L21AA03**	**L22AA03**
● Yellow	**L21AA04**	**L22AA04**
○ White	**L21AA05**	**L22AA05**
● Blue	**L21AA06**	**L22AA06**
With International Symbol		
Red	**L21AA81**	**L22AA81**
Green	**L21AA82**	**L22AA82**
Black	**L21AA83**	**L22AA83**

With Text or Symbol (see p. 80 to 83)
Code to be added at the end of the part number.
For custom text or symbol please contact us.

● Red	**L21AA31**⌊⌋⌊⌋	**L22AA31**⌊⌋⌊⌋
● Green	**L21AA32**⌊⌋⌊⌋	**L22AA32**⌊⌋⌊⌋
● Black	**L21AA33**⌊⌋⌊⌋	**L22AA33**⌊⌋⌊⌋
● Yellow	**L21AA34**⌊⌋⌊⌋	**L22AA34**⌊⌋⌊⌋
○ White	**L21AA35**⌊⌋⌊⌋	**L22AA35**⌊⌋⌊⌋
● Blue	**L21AA36**⌊⌋⌊⌋	**L22AA36**⌊⌋⌊⌋
Without cap	**L21AA00**	**L22AA00**

Pushbutton caps (see p. 84)

Operator Heads: ø 22mm

SPRING RETURN - NON-ILLUMINATED

Technical Info (p. 103)

FLUSH WITH SHROUD

Reinforced degree of protection: IP 67



L22AM01A

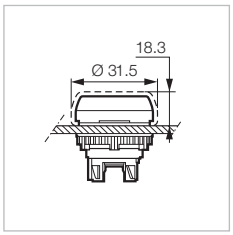

Supplied with flat shroud

	Components Operator + Shroud	Black Bezel Part Number
TRANSPARENT SHROUD		
● Red	L22AA01 + LWA0255	**L22AM01A**
● Green	L22AA02 + LWA0255	**L22AM02A**
● Black	L22AA03 + LWA0255	**L22AM03A**
● Yellow	L22AA04 + LWA0255	**L22AM04A**
○ White	L22AA05 + LWA0255	**L22AM05A**
● Blue	L22AA06 + LWA0255	**L22AM06A**

WITH TEXT OR SYMBOL (see p. 80 to 83)
Code to be added at the end of the part number.
For custom text or symbol please contact us.

● Red	L22AA31⌊⌊⌋ + LWA0255	**L22AM31**⌊⌊⌋
● Green	L22AA32⌊⌊⌋ + LWA0255	**L22AM32**⌊⌊⌋
● Black	L22AA33⌊⌊⌋ + LWA0255	**L22AM33**⌊⌊⌋
● Yellow	L22AA34⌊⌊⌋ + LWA0255	**L22AM34**⌊⌊⌋
○ White	L22AA35⌊⌊⌋ + LWA0255	**L22AM35**⌊⌊⌋
● Blue	L22AA36⌊⌊⌋ + LWA0255	**L22AM36**⌊⌊⌋

COLORED SHROUD

● Red	L22AA01 + LWA0251	**L22AM01**
● Green	L22AA02 + LWA0252	**L22AM02**
● Black	L22AA03 + LWA0253	**L22AM03**

Operator Heads: ø 22mm

▶ SPRING RETURN - NON-ILLUMINATED

Technical Info (p. 103)

SUPER FLUSH



L23AA02

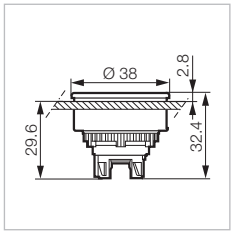

Metal chrome bezel
Panel cut-out ø 30mm

	Chrome Bezel Part Number
● Red	**L23AA01**
● Green	**L23AA02**
● Black	**L23AA03**
● Yellow	**L23AA04**
○ White	**L23AA05**
● Blue	**L23AA06**

With International Symbol

Red	**L23AA81**
Green	**L23AA82**

PROJECTING



L21AB01

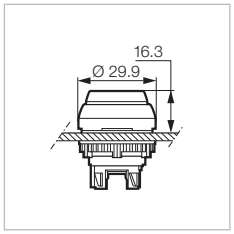

	Chrome Bezel Part Number	Black Bezel Part Number
● Red	**L21AB01**	**L22AB01**
● Green	**L21AB02**	**L22AB02**
● Black	**L21AB03**	**L22AB03**
● Yellow	**L21AB04**	**L22AB04**
○ White	**L21AB05**	**L22AB05**
● Blue	**L21AB06**	**L22AB06**

With International Symbol

Red	**L21AB01B**	**L22AB01B**

PROJECTING WITH SHROUD

Reinforced degree of protection: IP 67



L22AX04

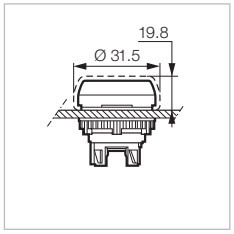

Supplied with domed shroud

Transparent Shroud	Components Operator + Shroud	Black Bezel Part Number
● Red	L22AB01 + LWA0228	**L22AX01**
● Green	L22AB02 + LWA0228	**L22AX02**
● Black	L22AB03 + LWA0228	**L22AX03**
● Yellow	L22AB04 + LWA0228	**L22AX04**
○ White	L22AB05 + LWA0228	**L22AX05**
● Blue	L22AB06 + LWA0228	**L22AX06**

Colored Shroud

● Red	L22AB01 + LWA0203	**L22AW01**
● Green	L22AB02 + LWA0204	**L22AW02**
● Black	L22AB03 + LWA0205	**L22AW03**

Operator Heads: ø 22mm

► SPRING RETURN - NON-ILLUMINATED

Technical Info (p. 103)

FLUSH-FLUSH

Twin touch



L61QA21

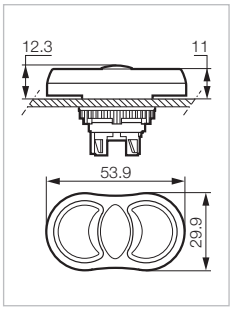

	Chrome Bezel Part Number	Black Bezel Part Number
With International Symbols		
Green Red	**L61QA21**	**L62QA21**
White Black	**L61QA53**	**L62QA53**
With Text		
Green (START) Red (STOP)	**L61QA21B**	**L62QA21B**
With Symbols or Arrows		
Green ◁|▷ (symbol for OPEN) Green ▷|◁ (symbol for CLOSE)	**L61QA22**	**L62QA22**
Green Green	**L61QA22K**	**L62QA22K**
Black Black	**L61QA33C**	**L62QA33C**
Blank		
Green Red	**L61QA21V**	**L62QA21V**

FLUSH-PROJECTING

Twin touch



L61QB21

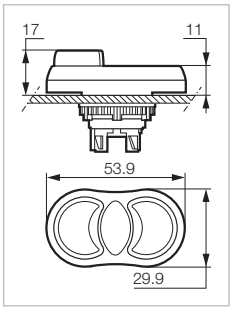

With International Symbols		
Green Red	**L61QB21**	**L62QB21**
With Text		
Green (START) Red (STOP)	**L61QB21B**	**L62QB21B**

FLUSH-PROJECTING WITH SHROUD

Twin touch - reinforced degree of protection: IP 67



L61QM21

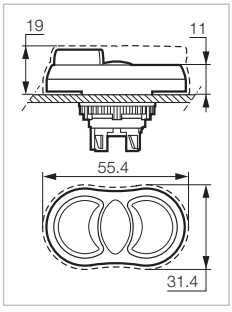

Supplied with transparent shroud

With International Symbols		
Green Red	**L61QM21**	**L62QM21**
With Text		
Green (START) Red (STOP)	**L61QM21B**	**L62QM21B**

Operator Heads: ø 22mm

▶ SPRING RETURN - NON-ILLUMINATED

Technical Info (p. 103)

FLUSH-PROJECTING-FLUSH



L61BA22

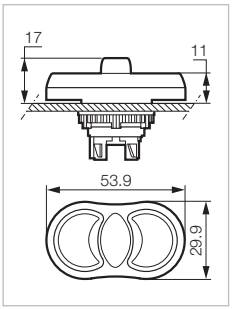

Triple touch	Chrome Bezel Part Number	Black Bezel Part Number
With arrows and Text		
↑ Green Red (STOP) ↓ Green	**L61BA22**	**L62BA22**
↗ Green Red (STOP) ↙ Green	**L61BA22B**	**L62BA22B**
With Text		
Green (UP) Red (STOP) Green (DOWN)	**L61BA22G**	**L62BA22G**
Green (OPEN) Red (STOP) Green (CLOSE)	**L61BA22F**	**L62BA22F**

Ø 32 MUSHROOM



L21AC03

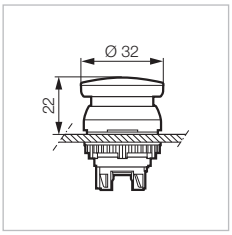

Red	**L21AC01**	**L22AC01**
Green	**L21AC02**	**L22AC02**
Black	**L21AC03**	**L22AC03**
Yellow	**L21AC04**	**L22AC04**

Ø 40 MUSHROOM



L21AD01

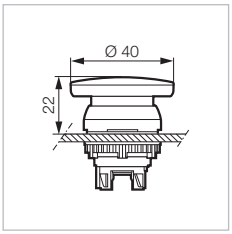

Red	**L21AD01**	**L22AD01**
Green	**L21AD02**	**L22AD02**
Black	**L21AD03**	**L22AD03**
Yellow	**L21AD04**	**L22AD04**
Blue	**L21AD06**	**L22AD06**
With Text		
Red (STOP STOP STOP)	**L21AD01S**	**L22AD01S**

Ø 70 MUSHROOM



L21AE03

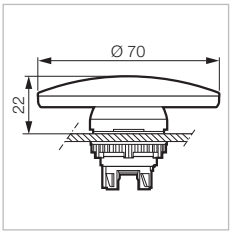

Red	**L21AE01**	**L22AE01**
Black	**L21AE03**	**L22AE03**

Operator Heads: ø 22mm

► MAINTAINED - NON-ILLUMINATED

Technical Info (p. 103)

FLUSH



L21CA01

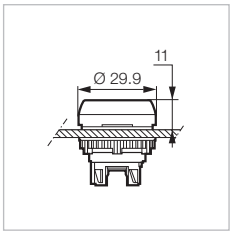

	Chrome Bezel Part Number	Black Bezel Part Number
● Red	**L21CA01**	**L22CA01**
● Green	**L21CA02**	**L22CA02**
● Black	**L21CA03**	**L22CA03**
● Yellow	**L21CA04**	**L22CA04**
○ White	**L21CA05**	**L22CA05**
● Blue	**L21CA06**	**L22CA06**

PROJECTING



L21CB02

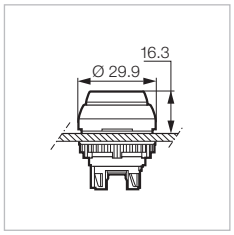

● Red	**L21CB01**	**L22CB01**
● Green	**L21CB02**	**L22CB02**
● Black	**L21CB03**	**L22CB03**
● Yellow	**L21CB04**	**L22CB04**
○ White	**L21CB05**	**L22CB05**
● Blue	**L21CB06**	**L22CB06**

Ø 32 MUSHROOM — Push-turn to reset



L22EC01

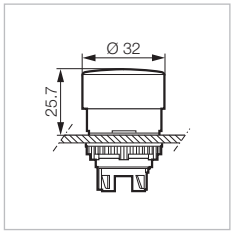

● Red	**L22EC01**
● Green	**L22EC02**
● Black	**L22EC03**
● Yellow	**L22EC04**

Ø 32 MUSHROOM — Push-pull to reset



L22DC01

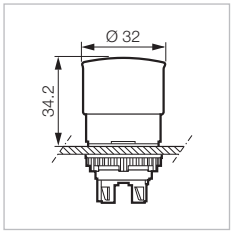

● Red	**L22DC01**

Operator Heads: ø 22mm

► MAINTAINED - NON-ILLUMINATED

Technical Info (p. 103)

Ø 40 - MUSHROOM

Push-pull to reset



L22DD01

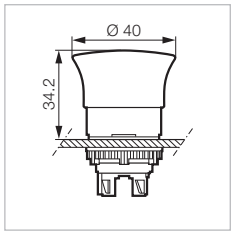

	Black Bezel Part Number
● Red	**L22DD01**
● Green	**L22DD02**
● Black	**L22DD03**
● Yellow	**L22DD04**
With Text	
● Red (STOP STOP STOP)	**L22DD01S**
With International Symbol	
● Red	**L22DD01C**

Ø 40 MUSHROOM

Push-turn to reset



L22ED01

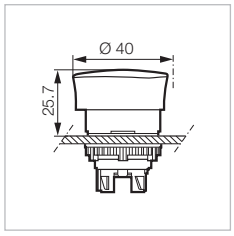

● Red	**L22ED01**
● Green	**L22ED02**
● Black	**L22ED03**
● Yellow	**L22ED04**
With Text	
● Red (STOP STOP STOP)	**L22ED01S**
With White Arrows	
● Red	**L22ED01G**

Ø 40 - MUSHROOM

Key to reset



L22GM01

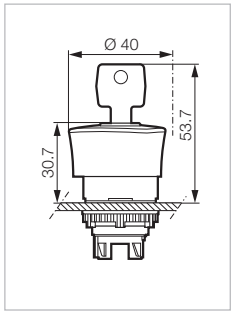

Supplied with 2 keys profile n° 455

● Red	**L22GM01**

Operator Heads: ø 22mm

► **EMERGENCY STOP** MAINTAINED - NON-ILLUMINATED

Technical Info (p. 103)

Ø 32 EN 418 / ISO 13850

Push-pull

Black Bezel
Part Number



L22DQ01

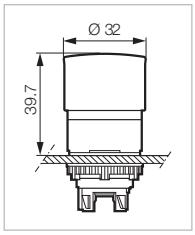

Head position visible from the side with yellow collar
Compliant with the requirements of emergency stop:
EN 418 / ISO 13850

● Red **L22DQ01**

Ø 32 EN 418 / ISO 13850

Key to reset



L22GQ01

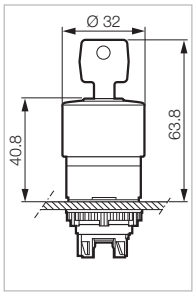

Supplied with 2 keys profile n° 455
Head position visible from the side with yellow collar
Compliant with the requirements of emergency stop:
EN 418 / ISO 13850

● Red **L22GQ01**

Ø 40 EN 418 / ISO 13850

Push-pull to reset



L22DR01

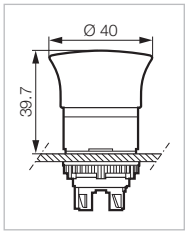

Head position visible from the side with yellow collar
Compliant with the requirements of emergency stop:
EN 418 / ISO 13850

● Red **L22DR01**

Operator Heads: ø 22mm

► EMERGENCY STOP MAINTAINED - NON-ILLUMINATED

Technical Info (p. 103)

ø 40 EN 418 / ISO 13850

Push-turn to reset

Black Bezel
Part Number



L22ER01

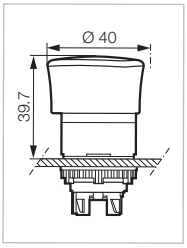

Head position visible from the side with yellow collar
Compliant with the requirements of emergency stop:
EN 418 / ISO 13850

- Red — **L22ER01**

With Text

- Red (EMO) — **L22ER01F**

With Symbol

- Red — **L22ER016911**



L22ER016911

ø 40 EN 418 / ISO 13850

Key to reset



L22GR01

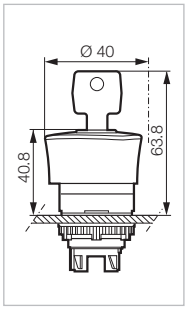

Supplied with 2 keys profile n° 455
Head position visible from the side with yellow collar
Compliant with the requirements of emergency stop:
EN 418 / ISO 13850

- Red — **L22GR01**

ø 54 EN 418 / ISO 13850

Push-pull to reset with flag indicator



L22DU01

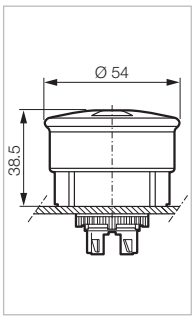

Head position visible from the side with yellow collar
Compliant with the requirements of emergency stop:
EN 418 / ISO 13850

- Red - (O- I) — **L22DU01A**
- Red - (STOP - I) — **L22DU01**

Operator Heads: ø 22mm

► SELECTOR SWITCHES - NON-ILLUMINATED

Technical Info (p. 103)



L21KA03

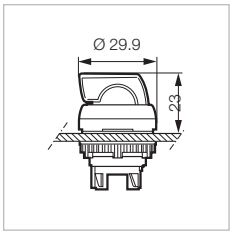

WITH HANDLE	2 positions	Chrome Bezel Part Number	Black Bezel Part Number
MAINTAINED POSITIONS - 45°			
● Red		**L21KA01**	**L22KA01**
● Green		**L21KA02**	**L22KA02**
● Black		**L21KA03**	**L22KA03**
● Grey		**L21KA08**	**L22KA08**
SPRING RETURN - 45°			
● Red		**L21KB01**	**L22KB01**
● Green		**L21KB02**	**L22KB02**
● Black		**L21KB03**	**L22KB03**
● Grey		**L21KB08**	**L22KB08**
MAINTAINED POSITIONS - 45°			
● Red		**L21KC01**	**L22KC01**
● Green		**L21KC02**	**L22KC02**
● Black		**L21KC03**	**L22KC03**
● Grey		**L21KC08**	**L22KC08**
SPRING RETURN - 45°			
● Red		**L21KD01**	**L22KD01**
● Green		**L21KD02**	**L22KD02**
● Black		**L21KD03**	**L22KD03**
● Grey		**L21KD08**	**L22KD08**
MAINTAINED POSITIONS - 90°			
● Red		**L21KE01**	**L22KE01**
● Green		**L21KE02**	**L22KE02**
● Black		**L21KE03**	**L22KE03**
● Grey		**L21KE08**	**L22KE08**
MAINTAINED POSITIONS - 90°			
● Red		**L21KF01**	**L22KF01**
● Green		**L21KF02**	**L22KF02**
● Black		**L21KF03**	**L22KF03**
● Grey		**L21KF08**	**L22KF08**

Operator Heads: ø 22mm

SELECTOR SWITCHES - NON-ILLUMINATED

Technical Info (p. 103)

WITH LEVER HANDLE



L21KP03

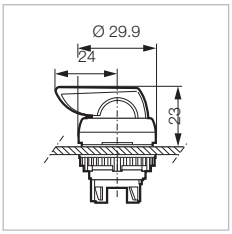

2 positions	Chrome Bezel Part Number	Black Bezel Part Number
MAINTAINED POSITIONS - 45°		
● Red	**L21KP01**	**L22KP01**
● Green	**L21KP02**	**L22KP02**
● Black	**L21KP03**	**L22KP03**
● Grey	**L21KP08**	**L22KP08**
SPRING RETURN - 45°		
● Red	**L21KQ01**	**L22KQ01**
● Green	**L21KQ02**	**L22KQ02**
● Black	**L21KQ03**	**L22KQ03**
MAINTAINED POSITIONS - 45°		
● Red	**L21KR01**	**L22KR01**
● Green	**L21KR02**	**L22KR02**
● Black	**L21KR03**	**L22KR03**
SPRING RETURN - 45°		
● Red	**L21KS01**	**L22KS01**
● Green	**L21KS02**	**L22KS02**
● Black	**L21KS03**	**L22KS03**
MAINTAINED POSITIONS - 90°		
● Red	**L21KT01**	**L22KT01**
● Green	**L21KT02**	**L22KT02**
● Black	**L21KT03**	**L22KT03**
MAINTAINED POSITIONS - 90°		
● Red	**L21KU01**	**L22KU01**
● Green	**L21KU02**	**L22KU02**
● Black	**L21KU03**	**L22KU03**

Operator Heads: ø 22mm

► SELECTOR SWITCHES - NON-ILLUMINATED

Technical Info (p. 103)



L21MA03

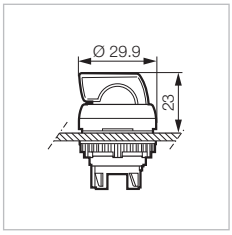



L21MA08

WITH HANDLE	3 positions	Chrome Bezel Part Number	Black Bezel Part Number
MAINTAINED POSITIONS - 45°			
● Red		**L21MA01**	**L22MA01**
● Green		**L21MA02**	**L22MA02**
● Black		**L21MA03**	**L22MA03**
● Grey		**L21MA08**	**L22MA08**
SPRING RETURN FROM LEFT TO 0 - 45°			
● Red		**L21MB01**	**L22MB01**
● Green		**L21MB02**	**L22MB02**
● Black		**L21MB03**	**L22MB03**
● Grey		**L21MB08**	**L22MB08**
SPRING RETURN FROM RIGHT TO 0 - 45°			
● Red		**L21MC01**	**L22MC01**
● Green		**L21MC02**	**L22MC02**
● Black		**L21MC03**	**L22MC03**
● Grey		**L21MC08**	**L22MC08**
SPRING RETURN TO 0 - 45°			
● Red		**L21MD01**	**L22MD01**
● Green		**L21MD02**	**L22MD02**
● Black		**L21MD03**	**L22MD03**
● Grey		**L21MD08**	**L22MD08**
MAINTAINED POSITIONS - 90°			
● Red		**L21MK01**	**L22MK01**
● Green		**L21MK02**	**L22MK02**
● Black		**L21MK03**	**L22MK03**
● Grey		**L21MK08**	**L22MK08**

Operator Heads: ø 22mm

▶ SELECTOR SWITCHES - NON-ILLUMINATED

Technical Info (p. 103)

WITH LEVER HANDLE



L21MR03

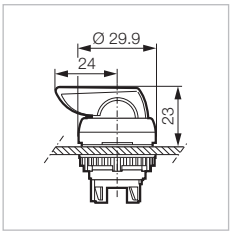

3 positions		Chrome Bezel Part Number	Black Bezel Part Number
Maintained positions - 45°			
● Red		**L21MR01**	**L22MR01**
● Green		**L21MR02**	**L22MR02**
● Black		**L21MR03**	**L22MR03**
● Grey		**L21MR08**	**L22MR08**
Spring return from left to 0 - 45°			
● Red		**L21MS01**	**L22MS01**
● Green		**L21MS02**	**L22MS02**
● Black		**L21MS03**	**L22MS03**
● Grey		**L21MS08**	**L22MS08**
Spring return from right to 0 - 45°			
● Red		**L21MT01**	**L22MT01**
● Green		**L21MT02**	**L22MT02**
● Black		**L21MT03**	**L22MT03**
● Grey		**L21MT08**	**L22MT08**
Spring return to 0 - 45°			
● Red		**L21MU01**	**L22MU01**
● Green		**L21MU02**	**L22MU02**
● Black		**L21MU03**	**L22MU03**
● Grey		**L21MU08**	**L22MU08**

Operator Heads: ø 22mm

SELECTOR SWITCHES - NON-ILLUMINATED

Technical Info (p. 103)

WITH KNOB — 2 positions



L21TF03

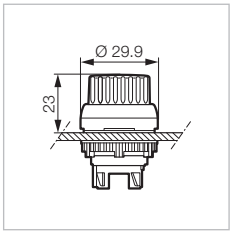

	Chrome Bezel Part Number	Black Bezel Part Number
Maintained positions - 45°		
● Black 	**L21TA03**	**L22TA03**
Spring return - 45°		
● Black 	**L21TB03**	**L22TB03**
Maintained positions - 90°		
L21TF03		
● Black 	**L21TF03**	**L22TF03**

WITH KNOB — 3 positions



L21UA03

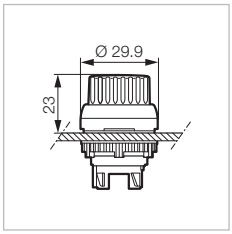

	Chrome Bezel Part Number	Black Bezel Part Number
Maintained positions - 45°		
● Black 	**L21UA03**	**L22UA03**
Spring return from left to 0 - 45°		
● Black 	**L21UB03**	**L22UB03**
Spring return from right to 0 - 45°		
● Black 	**L21UC03**	**L22UC03**
Spring return to 0 - 45°		
● Black 	**L21UD03**	**L22UD03**
Maintained positions - 90°		
● Black 	**L21UK03**	**L22UK03**

Operator Heads: ø 22mm

▶ SELECTOR SWITCHES - NON-ILLUMINATED

Technical Info (p. 103)



L21LG00

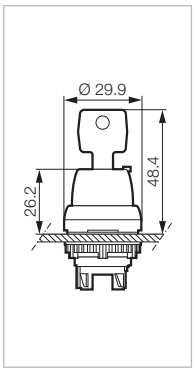

WITH KEY	2 positions	Key free in position:	Chrome Bezel Part Number	Black Bezel Part Number
Supplied with 2 keys profile n° 455				
Maintained positions - 45°				
● Black 		0	**L21LA00**	**L22LA00**
Spring return - 45°				
● Black 		0	**L21LB00**	**L22LB00**
Maintained positions - 45°				
● Black 		0	**L21LC00**	**L22LC00**
Spring return - 45°				
● Black 		0	**L21LD00**	**L22LD00**
Maintained positions - 90°				
● Black 		0	**L21LF00**	**L22LF00**
Maintained positions - 90°				
● Black 		0 - 1	**L21LG00**	**L22LG00**
Maintained positions - 90°				
● Black 		0 - 1	**L21LH00**	**L22LH00**
Maintained positions - 90°				
● Black 		1	**L21LK00**	**L22LK00**

For key profile n° 1424A add suffix "A" to end of above part numbers (ie. L21LA00A)

Operator Heads: ø 22mm

► SELECTOR SWITCHES - NON-ILLUMINATED

Technical Info (p. 103)



L21NA00

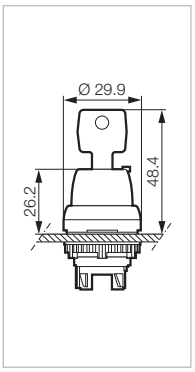

Supplied with 2 keys profile n° 455

WITH KEY	3 positions	Key free in position:	Chrome Bezel Part Number	Black Bezel Part Number
Maintained positions - 45°				
● Black		0	**L21NA00**	**L22NA00**
Spring return from left to 0 - 45°				
● Black		0	**L21NB00**	**L22NB00**
Spring return from right to 0 - 45°				
● Black		0	**L21NC00**	**L22NC00**
Spring return to 0 - 45°				
● Black		0	**L21ND00**	**L22ND00**
Maintained positions - 45°				
● Black		1 - 2	**L21NE00**	**L22NE00**
Spring return from right to 0 - 45°				
● Black		1	**L21NJ00**	**L22NJ00**
Maintained positions - 90°				
● Black		1 - 0 - 2	**L21NK00**	**L22NK00**
Maintained positions - 90°				
● Black		0	**L21NL00**	**L22NL00**

For key profile n° 1424A add suffix "A" to end of above part numbers (ie. L21NA00A)

Operator Heads: ø 22mm

MECHANICAL ACTUATOR MOMENTARY - NON-ILLUMINATED

Technical Info (p. 103)

ADJUSTABLE MECHANICAL ACTUATOR - FLUSH



L21HA36949

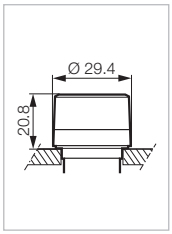

To be used without electrical block
Stroke 11 mm
Adjustable: 26 mm min to 46 mm max / front side of panel

Without Text or Symbol

	Chrome Bezel Part Number	Black Bezel Part Number
Red	**L21HA01**	**L22HA01**
Green	**L21HA02**	**L22HA02**
Black	**L21HA03**	**L22HA03**
Yellow	**L21HA04**	**L22HA04**
White	**L21HA05**	**L22HA05**
Blue	**L21HA06**	**L22HA06**

With Text or Symbol (see p. 80 to 83)
Code to be added at the end of the part number
For custom text or symbol please contact us.

Red	**L21HA31**⌊⌋⌊⌋⌊⌋	**L22HA31**⌊⌋⌊⌋⌊⌋
Green	**L21HA32**⌊⌋⌊⌋⌊⌋	**L22HA32**⌊⌋⌊⌋⌊⌋
Black	**L21HA33**⌊⌋⌊⌋⌊⌋	**L22HA33**⌊⌋⌊⌋⌊⌋
Yellow	**L21HA34**⌊⌋⌊⌋⌊⌋	**L22HA34**⌊⌋⌊⌋⌊⌋
White	**L21HA35**⌊⌋⌊⌋⌊⌋	**L22HA35**⌊⌋⌊⌋⌊⌋
Blue	**L21HA36**⌊⌋⌊⌋⌊⌋	**L22HA36**⌊⌋⌊⌋⌊⌋
R Blue	**L21HA36949**	**L22HA36949**

ADJUSTABLE MECHANICAL ACTUATOR - PROJECTING



L21HB06

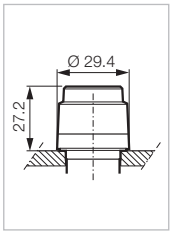

To be used without electrical block
Stroke 11 mm
Adjustable: 26 mm min to 46 mm max / front side of panel

Red	**L21HB01**	**L22HB01**
Green	**L21HB02**	**L22HB02**
Black	**L21HB03**	**L22HB03**
Yellow	**L21HB04**	**L22HB04**
White	**L21HB05**	**L22HB05**
Blue	**L21HB06**	**L22HB06**

Operator Heads: ø 22mm

► BUTTON FOR POTENTIOMETER - NON-ILLUMINATED

Technical Info (p. 103)



L21RP03

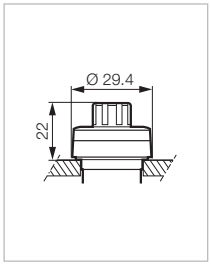

	Chrome Bezel Part Number	Black Bezel Part Number
Head + mounting base for potentiometer with Plastic chrome bezel Shaft ø 6 or 6.35 mm Potentiometer length 46 to 51 mm	**L21RP03**	**L22RP03**

Note: Potentiometer Not Included

► JOYSTICKS - NON-ILLUMINATED



LM2F



LMV4F

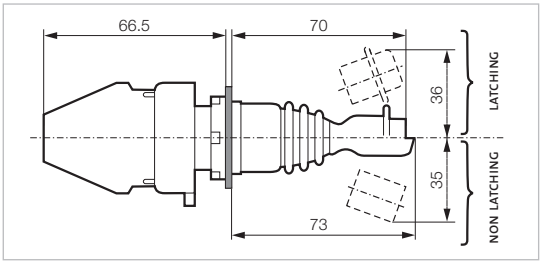

Heads supplied with a 3 position clip
Specific electrical blocks (p. 71)

		Part Number
Head does not lock in position 0		
2 directions - 3 positions		
2 maintained	A - 0 - B	**LM2F**
2 spring-return	A→0←B	**LM2A**
4 directions - 5 positions		
4 maintained	A C - 0 - D B	**LM4F**
4 spring-return	A C→0←D B	**LM4A**
Head locks in position 0		
2 directions - 3 positions		
2 maintained	A - 0 - B	**LMV2F**
2 spring-return	A→0←B	**LMV2A**
4 directions - 5 positions		
4 maintained	A C - 0 - D B	**LMV4F**
4 spring-return	A C→0←D B	**LMV4A**

Operator Heads: ø 22mm

▶ SPRING RETURN - ILLUMINATED

Technical Info (p. 103)

FLUSH



L21AH20

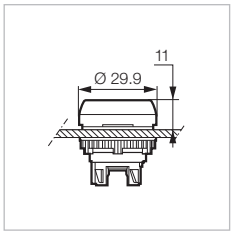



L21AH00

	Chrome Bezel Part Number	Black Bezel Part Number
● Red	**L21AH10**	**L22AH10**
● Green	**L21AH20**	**L22AH20**
● Yellow	**L21AH40**	**L22AH40**
○ White	**L21AH50**	**L22AH50**
● Blue	**L21AH60**	**L22AH60**

With text or symbol (see p. 80 to 83)
Code to be added at the end of the part number.
For custom text or symbol please contact us.

● Red	**L21AH31**⌊⌊⌊⌋	**L22AH31**⌊⌊⌊⌋
● Green	**L21AH32**⌊⌊⌊⌋	**L22AH32**⌊⌊⌊⌋
● Yellow	**L21AH34**⌊⌊⌊⌋	**L22AH34**⌊⌊⌊⌋
○ White	**L21AH35**⌊⌊⌊⌋	**L22AH35**⌊⌊⌊⌋
● Blue	**L21AH36**⌊⌊⌊⌋	**L22AH36**⌊⌊⌊⌋
Without Cap	**L21AH00**	**L22AH00**

Pushbutton caps (see p. 84)

FLUSH WITH SHROUD

Reinforced degree of protection: IP 67



L22AQ40

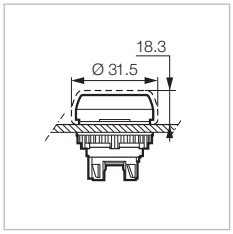

Supplied with flat shroud

Transparent Shroud	Components Operator + Shroud	Black Bezel Part Number
● Red	L22AH10 + LWA0255	**L22AQ10**
● Green	L22AH20 + LWA0255	**L22AQ20**
● Yellow	L22AH40 + LWA0255	**L22AQ40**
○ White	L22AH50 + LWA0255	**L22AQ50**
● Blue	L22AH60 + LWA0255	**L22AQ60**

With text or symbol (see p. 80 to 83)
Code to be added at the end of the part number.
For custom text or symbol please contact us.

● Red	L22AH31⌊⌊⌊⌋ + LWA0255	**L22AQ31**⌊⌊⌊⌋
● Green	L22AH32⌊⌊⌊⌋ + LWA0255	**L22AQ32**⌊⌊⌊⌋
● Yellow	L22AH34⌊⌊⌊⌋ + LWA0255	**L22AQ34**⌊⌊⌊⌋
○ White	L22AH35⌊⌊⌊⌋ + LWA0255	**L22AQ35**⌊⌊⌊⌋
● Blue	L22AH36⌊⌊⌊⌋ + LWA0255	**L22AQ36**⌊⌊⌊⌋

Operator Heads: ø 22mm

► SPRING RETURN - ILLUMINATED

Technical Info (p. 103)

SUPER FLUSH



L23AH10

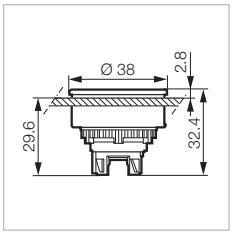

	Chrome Bezel Part Number	Black Bezel Part Number
METAL CHROME BEZEL		
Panel cut-out ø 30 mm		
WITHOUT ENGRAVING		
● Red	**L23AH10**	
● Green	**L23AH20**	
● Yellow	**L23AH40**	
○ White	**L23AH50**	
● Blue	**L23AH60**	
WITH TEXT OR SYMBOL (see p. 80 TO 83)		
Code to be added at the end of the part number.		
For custom text or symbol please contact us.		
● Red	**L23AH31**⌊⌋⌊⌋	
● Green	**L23AH32**⌊⌋⌊⌋	
● Yellow	**L23AH34**⌊⌋⌊⌋	
○ White	**L23AH35**⌊⌋⌊⌋	
● Blue	**L23AH36**⌊⌋⌊⌋	

PROJECTING



L21AK20

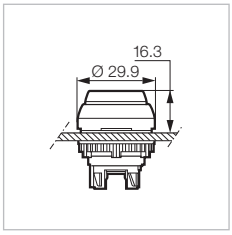

● Red	**L21AK10**	**L22AK10**
● Green	**L21AK20**	**L22AK20**
● Yellow	**L21AK40**	**L22AK40**
○ White	**L21AK50**	**L22AK50**
● Blue	**L21AK60**	**L22AK60**

PROJECTING WITH SHROUD



L22AZ10

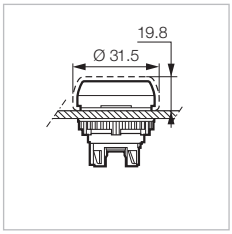

Supplied with domed shroud

TRANSPARENT SHROUD	Components Operator + Shroud	Black Bezel Part Number
● Red	L22AK10 + LWA0228	**L22AZ10**
● Green	L22AK20 + LWA0228	**L22AZ20**
● Yellow	L22AK40 + LWA0228	**L22AZ40**
○ White	L22AK50 + LWA0228	**L22AZ50**
● Blue	L22AK60 + LWA0228	**L22AZ60**

Operator Heads: ø 22mm

▶ SPRING RETURN - ILLUMINATED

Technical Info (p. 103)

Ø 32 MUSHROOM

Push



L21AL10

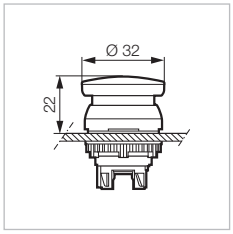

	Chrome Bezel Part Number	Black Bezel Part Number
● Red	**L21AL10**	**L22AL10**
● Green	**L21AL20**	**L22AL20**
● Yellow	**L21AL40**	**L22AL40**
○ White	**L21AL50**	**L22AL50**

FLUSH-FLUSH

Twin touch



L62QH21

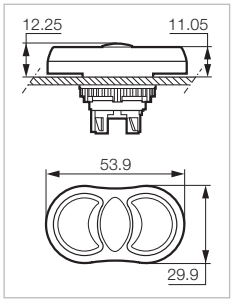

Central part illuminated		
With International Symbols		
I Green O Red	**L61QH21**	**L62QH21**
Blank		
Green Green	**L61QH22V**	**L62QH22V**
With Text		
Green (START) Red (STOP)	**L61QH21A**	**L62QH21A**
With Arrows		
↑ Green (up arrow) ↓ Green (down arrow)	**L61QH22A**	**L62QH22A**

FLUSH-PROJECTING

Twin touch



L61QK21

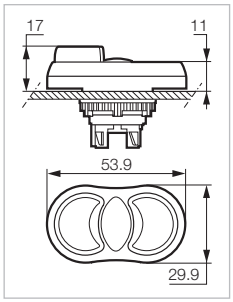

Central part illuminated		
I Green O Red	**L61QK21**	**L62QK21**
With International Symbols		
I White O Black	**L61QK53**	**L62QK53**
With Text		
Green (START) Red (STOP)	**L61QK21A**	**L62QK21A**

FLUSH-PROJECTING WITH SHROUD

Twin touch - reinforced degree of protection: IP 67



L62QN21

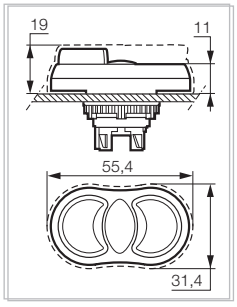

Central part illuminated		
With International Symbols		
I Green O Red	**L61QN21**	**L62QN21**
With Text		
Green (START) Red (STOP)	**L61QN21A**	**L62QN21A**

Operator Heads: ø 22мм

► MAINTAINED - ILLUMINATED

Technical Info (p. 103)

FLUSH



L21CH20

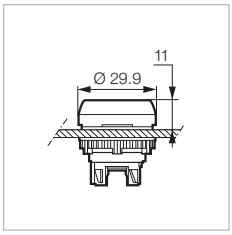

	Chrome Bezel Part Number	Black Bezel Part Number
● Red	**L21CH10**	**L22CH10**
● Green	**L21CH20**	**L22CH20**
● Yellow	**L21CH40**	**L22CH40**
○ White	**L21CH50**	**L22CH50**
● Blue	**L21CH60**	**L22CH60**

SUPER FLUSH



L23CH10

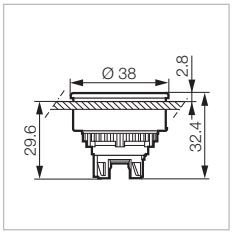

Metal chrome bezel
Panel Cut-out ø 30 mm

● Red	**L23CH10**
● Green	**L23CH20**
● Yellow	**L23CH40**
○ White	**L23CH50**
● Blue	**L23CH60**

PROJECTING



L21CK20

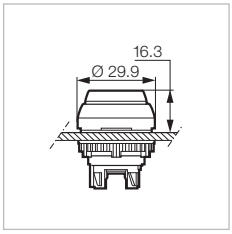

● Red	**L21CK10**	**L22CK10**
● Green	**L21CK20**	**L22CK20**
● Yellow	**L21CK40**	**L22CK40**
○ White	**L21CK50**	**L22CK50**
● Blue	**L21CK60**	**L22CK60**

Operator Heads: ø 22mm

► MAINTAINED - ILLUMINATED

Technical Info (p. 103)

Ø 32 MUSHROOM

Push-turn to reset

Black Bezel Part Number



L22EL10

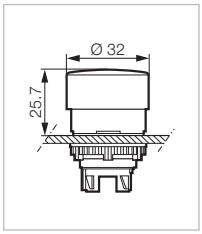

- Red — **L22EL10**
- Green — **L22EL20**
- Yellow — **L22EL40**

Ø 32 MUSHROOM

Push-pull to reset



L22DL10

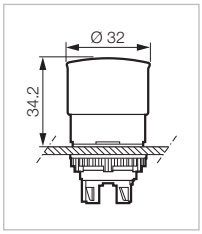

- Red — **L22DL10**

Ø 40 MUSHROOM

Push-turn to reset



L22EM10

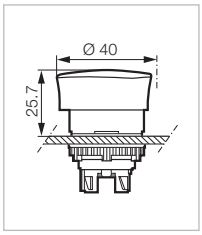

- Red — **L22EM10**
- Green — **L22EM20**
- Yellow — **L22EM40**

Ø 40 MUSHROOM

Push-pull to reset



L22DM10

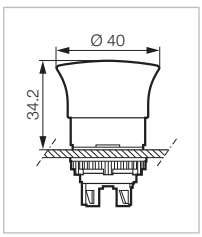

- Red — **L22DM10**
- Green — **L22DM20**
- Yellow — **L22DM40**
- White — **L22DM50**

Operator Heads: ø 22mm

► EMERGENCY STOP MAINTAINED - ILLUMINATED

Technical Info (p. 103)

Ø 40 EN 418 / ISO 13850 — **Push-pull to reset**



L22DN10

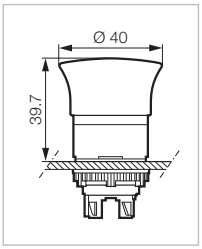

	Chrome Bezel Part Number	Black Bezel Part Number
Black bezel Head position visible from the side with yellow collar Compliant with the requirements of emergency stop: EN 418 / ISO 13850		
● Red		**L22DN10**

► SELECTOR SWITCHES - ILLUMINATED

WITH HANDLE — **2 positions**



L21KJ30

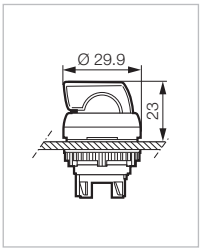

		Chrome Bezel Part Number	Black Bezel Part Number
Maintained positions - 45°			
● Red		**L21KG10**	**L22KG10**
● Green		**L21KG20**	**L22KG20**
● Black		**L21KG30**	**L22KG30**
Spring return- 45°			
● Red		**L21KH10**	**L22KH10**
● Green		**L21KH20**	**L22KH20**
● Black		**L21KH30**	**L22KH30**
Maintained positions - 45°			
● Red		**L21KJ10**	**L22KJ10**
● Green		**L21KJ20**	**L22KJ20**
● Black		**L21KJ30**	**L22KJ30**
Spring return- 45°			
● Red		**L21KK10**	**L22KK10**
● Green		**L21KK20**	**L22KK20**
● Black		**L21KK30**	**L22KK30**
Maintained positions - 90°			
● Red		**L21KL10**	**L22KL10**
● Green		**L21KL20**	**L22KL20**
● Black		**L21KL30**	**L22KL30**
Maintained positions - 90°			
● Red		**L21KM10**	**L22KM10**
● Green		**L21KM20**	**L22KM20**
● Black		**L21KM30**	**L22KM30**

Operator Heads: ø 22mm

SELECTOR SWITCHES - ILLUMINATED

Technical Info (p. 103)

WITH LEVER HANDLE

2 positions



L21KV30

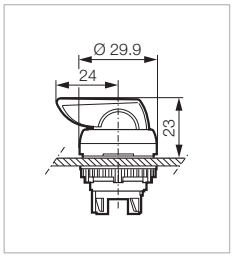

		Chrome Bezel Part Number	Black Bezel Part Number
Maintained positions - 45°			
● Black		**L21KV30**	**L22KV30**
Maintained positions - 45°			
● Black		**L21KX30**	**L22KX30**
Spring return - 45°			
● Black		**L21KY30**	**L22KY30**

WITH HANDLE

3 positions



L21ME10

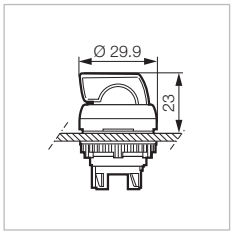

		Chrome Bezel Part Number	Black Bezel Part Number
Maintained positions - 45°			
● Red ● Green ● Black		**L21ME10** **L21ME20** **L21ME30**	**L22ME10** **L22ME20** **L22ME30**
Spring return from left to **0** - 45°			
● Red ● Green ● Black		**L21MF10** **L21MF20** **L21MF30**	**L22MF10** **L22MF20** **L22MF30**
Spring return from right to **0** - 45°			
● Red ● Green ● Black		**L21MG10** **L21MG20** **L21MG30**	**L22MG10** **L22MG20** **L22MG30**
Spring return to **0** - 45°			
● Red ● Green ● Black		**L21MH10** **L21MH20** **L21MH30**	**L22MH10** **L22MH20** **L22MH30**
Maintained positions - 90°			
● Red ● Green ● Black		**L21MJ10** **L21MJ20** **L21MJ30**	**L22MJ10** **L22MJ20** **L22MJ30**

Operator Heads: ø 22mm

SELECTOR SWITCHES - ILLUMINATED

Technical Info (p. 103)

WITH LEVER HANDLE



L21ML30

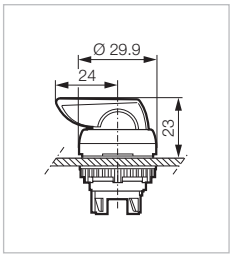

3 positions	Chrome Bezel Part Number	Black Bezel Part Number
Maintained positions - 45°		
● Black 	**L21ML30**	**L22ML30**
Spring return from left to **0** - 45°		
● Black 	**L21MM30**	**L22MM30**
Spring return from right to **0** - 45°		
● Black 	**L21MN30**	**L22MN30**
Spring return to **0** - 45°		
● Black 	**L21MP30**	**L22MP30**

PILOT LIGHTS - HEAD ONLY



L20SE20

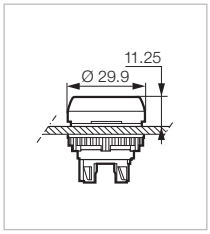

For use with a clip and LED block (see p. 58 to 70)

● Red	**L20SE10**
● Green	**L20SE20**
● Yellow	**L20SE40**
○ White	**L20SE50**
● Blue	**L20SE60**

WITH TEXT OR SYMBOL (see p. 80 to 83)
Code to be added at the end of the part number.
For custom text or symbol please contact us.

● Red	**L20SE31**⌊⌋⌊⌋
● Green	**L20SE32**⌊⌋⌊⌋
● Yellow	**L20SE34**⌊⌋⌊⌋
○ White	**L20SE35**⌊⌋⌊⌋
● Blue	**L20SE36**⌊⌋⌊⌋

Operator Heads: ø 22mm

ONE-PIECE PILOT LIGHTS

Technical Info (p. 103)

SUPPLIED WITHOUT BULB — Part Number



L20SA40

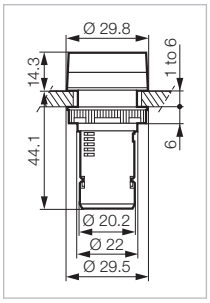

Ribbed Lens

Red	**L20SA10**
Green	**L20SA20**
Clear	**L20SA30**
Yellow	**L20SA40**
White	**L20SA50**
Blue	**L20SA60**

Smooth Lens

WITH TEXT OR SYMBOL (see p. 80 to 83)
Code to be added at the end of the part number.
For custom text or symbol please contact us.

Red	L20SA31⌊⌋⌊⌋⌊⌋
Green	L20SA32⌊⌋⌊⌋⌊⌋
Clear	L20SA33⌊⌋⌊⌋⌊⌋
Yellow	L20SA34⌊⌋⌊⌋⌊⌋
White	L20SA35⌊⌋⌊⌋⌊⌋
Blue	L20SA36⌊⌋⌊⌋⌊⌋

LED BULBS

FOR USE WITH ONE-PIECE PILOT LIGHTS



LED120R

Voltage/Color	Part Number	Voltage/Color	Part Number
6 VAC/DC		**120 VAC**	
Red	**LED006R**	Red	**LED120R**
Green	**LED006G**	Green	**LED120G**
Yellow	**LED006Y**	Yellow	**LED120Y**
White	**LED006W**	White	**LED120W**
Blue	**LED006B**	Blue	**LED120B**
12 VAC/DC		**240VAC**	
Red	**LED012R**	Red	**LED230R**
Green	**LED012G**	Green	**LED230G**
Yellow	**LED012Y**	Yellow	**LED230Y**
White	**LED012W**	White	**LED230W**
Blue	**LED012B**	Blue	**LED230B**
24 VAC/DC			
Red	**LED024R**		
Green	**LED024G**		
Yellow	**LED024Y**		
White	**LED024W**		
Blue	**LED024B**		