SKINTOP® MS-HF-M SC

SKINTOP® MS-SC-M, brass cable gland with low-resistance screen contact and highly conductive, flexible EMC contact, easy to assemble

Info

Cable gland for railway applications
Hazard Level: HL 3





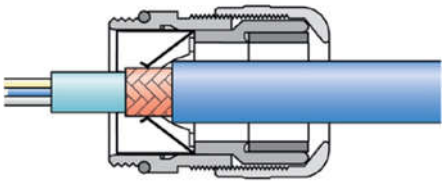

Rail

Flame-retardant

Halogen-free

Reliability

Interference signals

Benefits

Halogen-free and flame-retardant
Suitable for cables with and without inner sheath
Low-resistance screen contact, optimum EMC protection
Highly conductive, flexible EMC contact for clamping various screen diameters
Few operation steps, easy to assemble

Application range

Underground railways and trains
For EMC-compliant earthing of the copper braiding
Industrial machinery and plant engineering
Measurement and control technology

Last Update (09.03.2022)
©2022 Lapp Group - Technical changes reserved
Product Management www.lappkabel.de
You can find the current technical data in the corresponding data sheet.
PN 0456 / 02_03.16

SKINTOP® MS-HF-M SC

Automation technology

Norm references / Approvals

DIN EN 45545-2 (HL3)
DIN EN 45545-3 (E30)

Product Make-up

Metric connection thread acc. to DIN EN 60423
Basis for technical information DIN IEC 62444

Note

SKINDICHT® SM-PE-M counter nut should be used to ensure optimum contact with painted, anodised or powder-coated housings

Technical Data

Classification ETIM 5:	ETIM 5.0 Class-ID: EC000441 ETIM 5.0 Class-Description: Cable screw gland
Classification ETIM 6:	ETIM 6.0 Class-ID: EC000441 ETIM 6.0 Class-Description: Cable screw gland
Caution:	Refer to Appendix T21 for the installation dimensions and torques
Material:	Body: nickel plated brass Insert: halogen-free polyamid acc. to UL 94 V0 Sealing: special elastomer O-ring: special elastomer
Protection rating:	IP 68 - 5 bar
Temperature range:	Dynamic: -25 °C up to +100 °C Fixed: -40 °C up to +100 °C

Note

Photographs and graphics are not to scale and do not represent detailed images of the respective products.
Prices are net prices without VAT and surcharges. Sale to business customers only.

©2022 Lapp Group - Technical changes reserved

SKINTOP® MS-HF-M SC

Article number	Article designation / size	Ø F mm	Minimum Ø above braiding (mm)	SW wrench size mm	Overall length C mm	Thread length D mm	Pieces / PU
53112530	M 12 x 1,5	3.5 - 7	1	16	26.5	6.5	50
53112531	M 16 x 1,5	4.5 - 10	4	20	33.0	7	50
53112532	M 20 x 1,5	7 - 13	5	24	37.0	8	25
53112533	M 25 x 1,5	9 - 17	7.5	29	38.5	8	25
53112534	M 32 x 1,5	11 - 21	9	36	45.5	9	25
53112535	M 40 x 1,5	19 - 28	15	45	48.0	9	10
53112536	M 50 x 1,5	27 - 35	21	54	55.5	10	5

©2022 Lapp Group - Technical changes reserved

SKINTOP® MS-HF-M SC

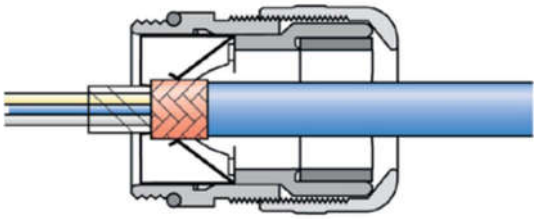

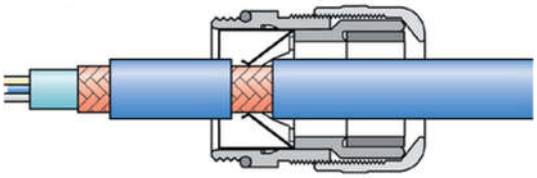

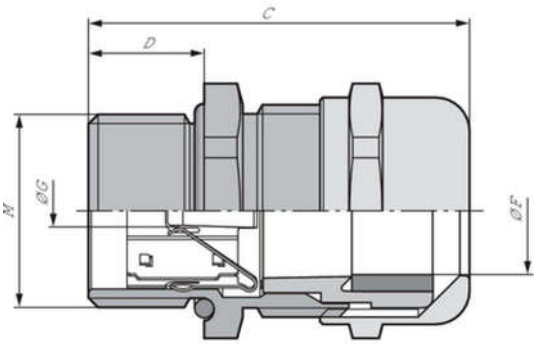

Last Update (09.03.2022)
©2022 Lapp Group - Technical changes reserved
Product Management www.lappkabel.de
You can find the current technical data in the corresponding data sheet.
PN 0456 / 02_03.16