Pulse counters, electromechanical

Micro counters | **High shock resistance, for DIN-rail (AC+DC)** | **SK07**



The micro-totalizers SK07 boast a very high level of shock resistance.

Their DIN-rail mounting allows them to be installed quickly and easily in a wide range of application areas.

Characteristics

- 7-digit micro-totalizers.
- Rail mounting to EN 50022.
- Base mount counters.
- Large optical figures.
- Low power consumption.
- Small dimensions.

Benefits

- High shock resistance.
- Stores values if power fails.
- Long service life.

Applications

General quantity counting, installation in control cabinets and distribution boxes.

Type series

Description	*Type*
Base mounting and rail mounting	**SK07.1**

Order information
- Art. no.
- For options please give exact counter type, voltage and options e.g.: SK07.1 – 9 V DC/0 – temperature range -20 °C ... +70 °C [-4 °F ... +158 °F]

Technical data

Electrical connection		clamp terminal for cable diameter up to 2.5 mm², tightening torque max. 0.8 Nm
Power consumption – at 20 °C [68 °F]		
	at 10 Hz (type 0)	approx. 50 mW
	at 25 Hz (type 1)	approx. 250 mW
	at 10 Hz (type a0)	approx. 800 mVA
Rated voltage	type 0	1.5/3/4.5/5/6/12 V DC, -10 %, +20 %
	type 1	3/4.5/5/6/12/24 V DC, ±10 %
	type a0	12/24/115/230 V AC, ±10 %
Counting frequency		max. 10 and 25 Hz
Pulse duration	at 10 Hz	min. 50 ms (type 0 and a0)
	at 25 Hz	min. 20 ms (type 1)
Cycle duration factor		100 %
Number of digits		7
Counting system		adding
Height of figures (optical)		4 x 1.2 mm [0.16 x 0.047“]
Color of figures		white on black
Reset		no reset
Operating temperature		-10 °C ... +60 °C [+14 °F ... +140 °F] (non-condensing)
Relative humidity at +30 °C [+86 °F]		≤ 80 % (non-condensing)
Altitude		up to 2000 m [6562‘]
Mounting position		horizontal, other on request
Operating life		> 50 x 10^6 pulses

Protection		IP50 (front side)
Housing		plastic black PC (Polycarbonate)
Weight		55 g [1.94 oz]
Device safety	designed to	EN 61010 part 1
	protection class	2
	application area	pollution level 2

Options

- electrical connection: flat pin 0.8 x 6.3 mm [0.032 x 0.25“], Art. no.: 1.1X2.X01.XXX.011
- different voltages
- different digit colors
- different temperature range depends on type
  -30 °C ... +85 °C [-22 °F ... +185 °F] or
  -20 °C ... +70 °C [-4 °F ... +158 °F]

Approvals

UL compliant in accordance with		File no. E128604
CE compliant in accordance with		
	EMC Directive	2014/30/EU
	RoHS Directive	2011/65/EU
	Low Voltage Directive	2014/35/EU
UKCA compliant in accordance with		
	EMC Regulations	S.I. 2016/1091
	RoHS Regulations	S.I. 2012/3032
	Low Voltage Regulations	S.I. 2016/1101

© Fritz Kübler GmbH, subject to errors and changes. 03/2023

Micro counters | High shock resistance, for DIN-rail (AC+DC) | SK07

Base- and rail mounting
Type SK07.1



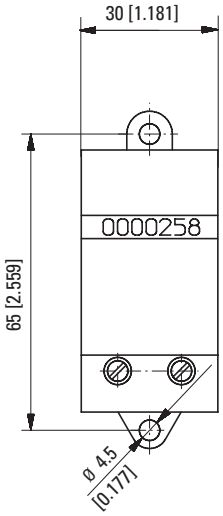

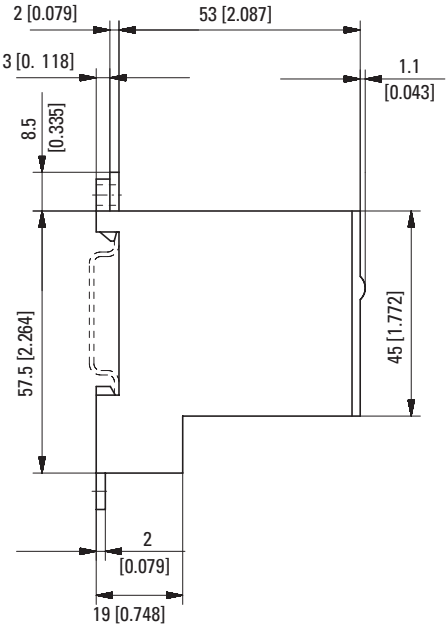

Type	Voltage	Display	Art. no. 12 V	24 V	115 V	230 V	
SK07.1	DC (10 Hz) / 0	7 digits	**1.132.101.012**	**1.132.101.013** [1)]			
	DC (25 Hz) / 1		**1.132.101.032**	**1.132.101.033** [1)]			
	AC (10 Hz) / a0			**1.132.101.051** [1)]	**1.132.101.054** [1)]	**1.132.101.056** [1)]	

Dimensions in mm [inch]

1) Stock types.

© Fritz Kübler GmbH, subject to errors and changes. 03/2023