

Dimensions

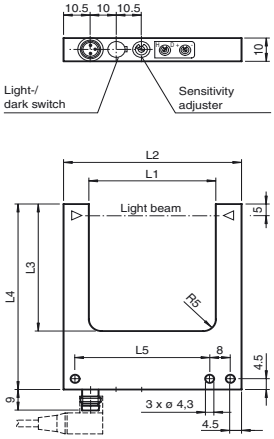

	L1	L2	L3	L4	L5
GL30...	30	50	35	60	33
GL50...	50	70	55	80	53
GL80...	80	100	55	80	83

Model Number

GL30-RT/32/40a/98a

Fork type sensor
with 3-pin, M8 connector

Features

- Optimised for the detection of small parts
- High switching frequency
- Multiple device installation possible, no mutual interference
- Sensitivity adjuster and light/dark switch as standard features of this series
- Visible red light
- Protection degree IP67
- cULus approval
- diecast zinc housing, powder coated

Electrical connection

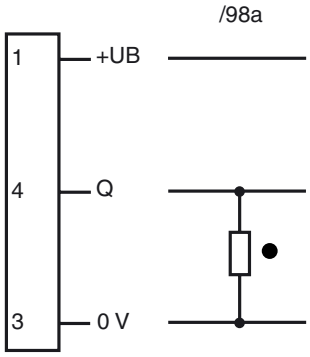

○ = Light on
● = Dark on

Pinning according

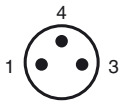

Additional accessories can be found in the Internet.

Release date: 2007-11-09 10:35 Date of issue: 2007-11-09 199989_ENG.xml

Subject to reasonable modifications due to technical advances. Copyright Pepperl+Fuchs, Printed in Germany

Technical data

General specifications		
Light source		LED
Approvals		CE, cULus
Tests		EN 60947-5-2
Marking		
Obstacle size		0.3 mm
Fork width		30 mm
Light type		red, modulated light
Ambient light limit		100000 Lux
Indicators/operating means		
Function display		LED red in connector
Operating elements		Sensitivity adjuster, light/dark switch
Electrical specifications		
Operating voltage		10 ... 30 V DC, class 2
Ripple		10 %
No-load supply current	I_0	≤ 15 mA
Output		
Switching type		light/dark switching
Signal output		1 pnp, short-circuit proof, open collector
Switching voltage		max. 30 V DC
Switching current		max. 100 mA
Repeat accuracy		0.05 mm
Switching frequency	f	3 kHz
Response time		≤ 160 µs
Ambient conditions		
Ambient temperature		-20 ... 60 °C (253 ... 333 K)
Storage temperature		-20 ... 75 °C (253 ... 348 K)
Mechanical specifications		
Protection degree		IP67
Connection		M8 connector, 3-pin
Material		
Housing		diecast zinc, powder coated
Optical face		glass
Mass		60 g

Release date: 2007-11-09 10:35 Date of issue: 2007-11-09 199989_ENG.xml

Subject to reasonable modifications due to technical advances. Copyright Pepperl+Fuchs, Printed in Germany