

Starrett®

BAND SAW BLADES

SINCE 1880

TENNAX™-PRO XTR TECHNOLOGY

METAL CUTTING AND
SPECIAL APPLICATIONS

CATALOGUE 60E

ABOUT

L.S. Starrett's Metal Cutting Bandsaw Blades are a cornerstone of their product line, renowned for their precision and durability in cutting a wide range of materials. With their cutting-edge technology and strict quality control, Starrett ensures that their bandsaw blades consistently deliver reliable and accurate performance.
Their commitment to excellence doesn't stop there – Starrett's dedication to research and development ensures that their Metal Cutting Bandsaw Blade range stays at the forefront of the industry, constantly evolving and improving to meet the changing needs of their customers.

This catalogue provides comprehensive information on our diverse range of metal cutting bandsaw blades, which includes our tried and tested products as well as our innovative Tennax PRO blades and XTR Technology. Additionally, we offer bandsaw blades that are specifically designed for cutting special applications.

GLOBAL PRESENCE



Distribution Centres Manufacturing Site Distribution Partners



TECHNICAL INFORMATION
Terminology, Tooth shapes, Band Saw Blade characteristics. 04

CHOOSING THE CORRECT BAND SAW BLADE
Helping you to decide the correct tooth shape, pitch, set and width for your application. 06

BI-METAL BLADES
The best solution for cutting metallic and non-metallic materials. A full range to suit all cutting needs whether economic or high production, for any model of machine. 11

CARBIDE & DIAMOND BLADES
Ideal for cutting extremely hard, abrasive materials. Withstands extreme cutting pressures and offers a high resistance to wear and fatigue. 23

HIGH CARBON BLADES
Suitable for horizontal and vertical machines with manual or gravitational feed. A complete line with a wide range of widths, tooth pitches and shapes. 31

POWER HACK SAW BLADES
The Bi-Metal or Solid High-Speed Steel (HSS) Power Hacksaw blades are manufactured by Starrett, available in metric and inch lines. 38

CUTTING TABLE
Table containing materials, dimensions of work piece and cutting speeds for Bi-Metal Blades. 42

CUTTING CALCULATION
Cutting calculation for different areas and materials. 44

ACCESSORIES
Tachometer, Pocket Laser Tachometer kit with case, Saw Tension Gauge and Band Saw Blade Alignment Gauge. 45

RECOMMENDATIONS
Recommendations to ensure longer life and better blade performance. Running-in, installation and blade change instructions. 46

TROUBLESHOOTING
List of potential problems indicating the probable cause and solution. 48

PORTABLE BANDSAW BLADES
Starrett's INTENSS PRO-DIE & UNIVERZ blades fit a variety of portable bandsaw machines. 50

SERVICES
Starrett offers customers a range of services and support. Please find out more about StarrNET, the new online ordering portal for our partners, and the marketing and technical support options we have available. 51

BAND SAW BLADES

TERMINOLOGY

A - WIDTH
Tip of the cutting edge to the back of the blade.

B - BLADE BODY
Distance between the back of the blade and the gullet.

C - LENGTH
Measurement along the back edge of the blade.

D - THICKNESS
Measurement of the body of the blade.

E - BACK EDGE
Opposite side of the blade from the teeth.

F - TOOTH PITCH
Distance from the tip of one tooth to the next tip.

G - TEETH PER INCH / 25MM
Number of teeth per inch (25.4mm).

H - GULLET
The curved area between two teeth, where the chips accumulate until being removed.

I - TOOTH FACE
Surface of the tooth where the chip is formed. The tooth can have a positive, negative or straight angle. (Rake)

J - TOOTH SET
The bending of the teeth (right and left) to allow blade clearance through the cut.

K - BACK ANGLE
Angle formed by the back of the teeth and a parallel line to the tip of the same.

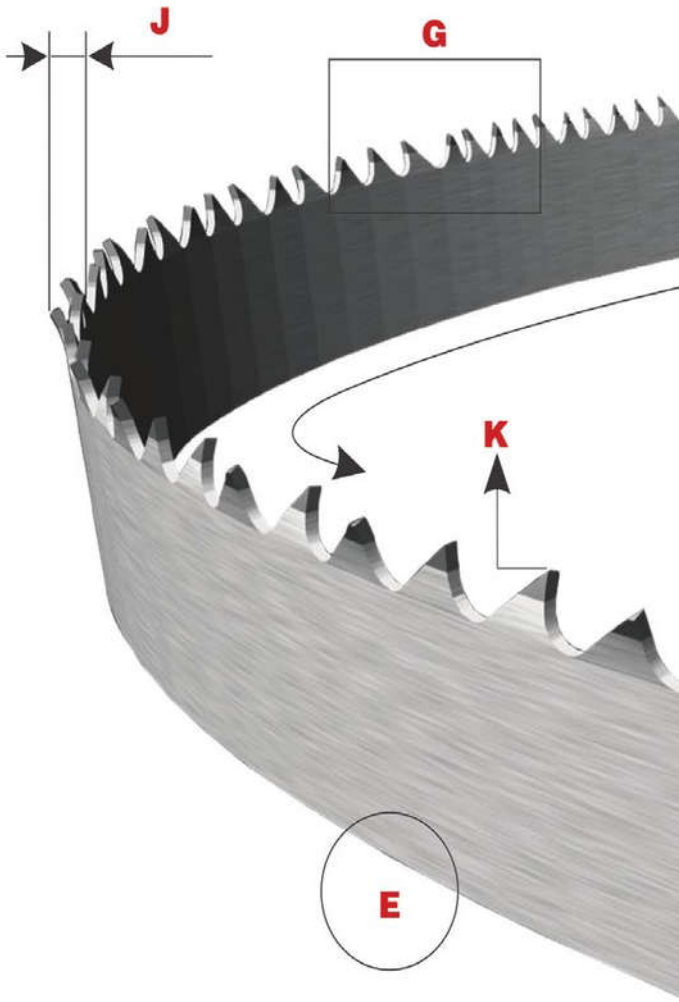



170% more weld contact area



Multiple cutting edges



Split chip Advantage

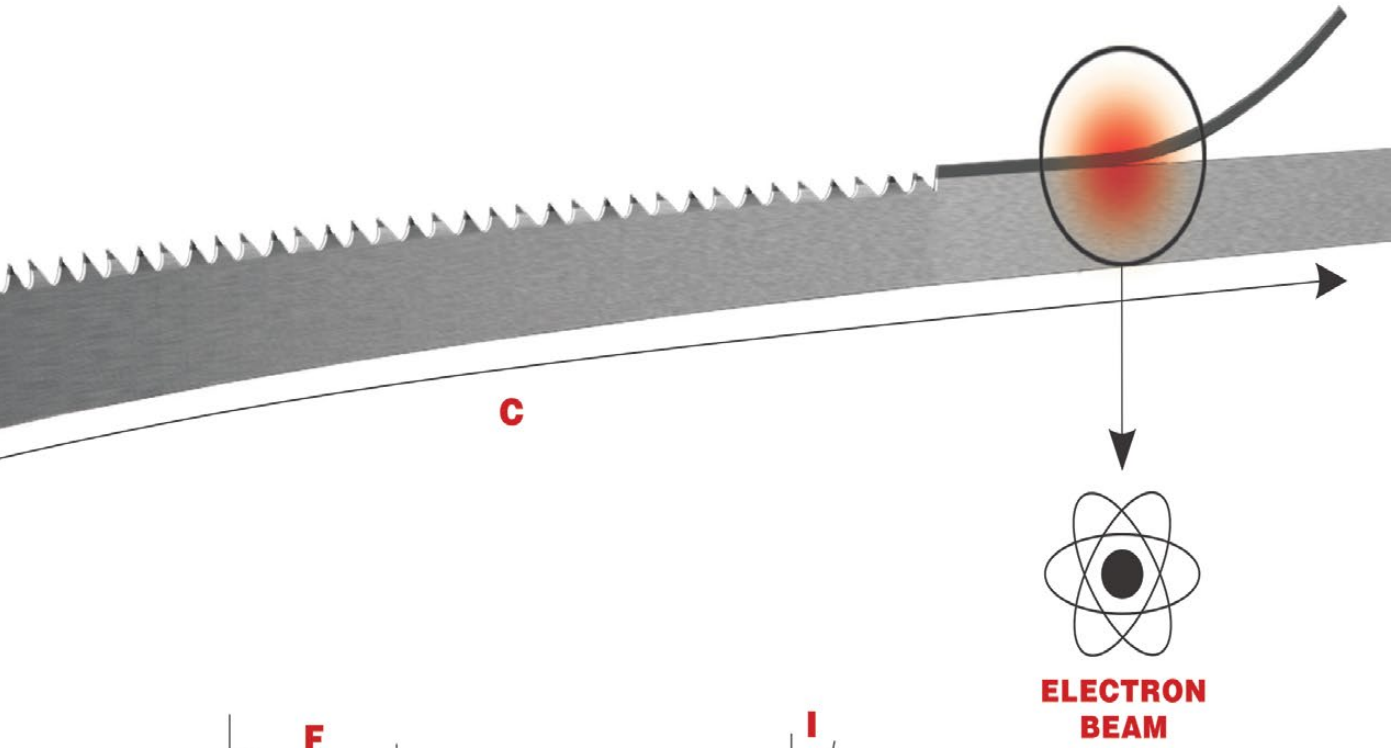

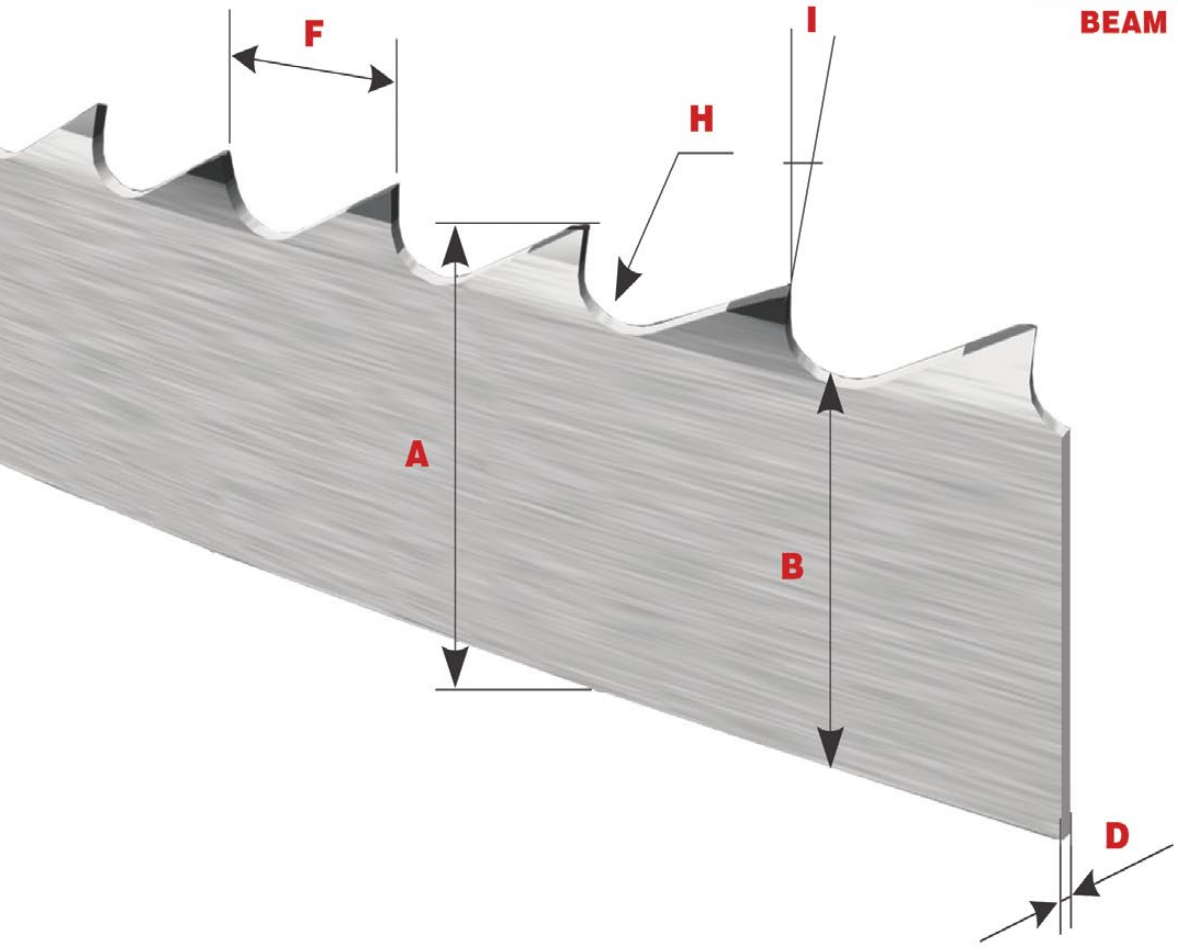

Starrett®
bi-metal unique®
saw technology

CHOOSING THE CORRECT BLADE

1

Quick Guide

★★★
★★
★

PERFORMANCE

		METAL CUTTING					
		Aluminium 	Tubes and Profiles 	Carbon Steel 	Carbon Steel Alloys 	Cast Iron 	Copper Alloys 
BI-METAL	TENNAX PRO / INTENSS ST Page 12&13		★★★	★★			
	Primalloy™ XTR Page 14				★★★	★★★	★★★
	Intenss™ PRO XTR Page 16	★★	★★	★★★	★★	★★	★★
	Intenss™ PRO-VTH Page 18				★★		
	Versatix™ MP Page 19		★★★				
	Intenss™ Page 20	★★	★★	★★	★	★★	★
	Intenss™ PRO-DIE Page 21	★★	★★	★★	★★	★★	★
	Univerz™ Page 22	★	★★	★			
CARBIDE	Advanz™ MC7 Page 24			★★★	★★★		
	Advanz™ MC5 Page 25	★★★		★★★	★★★	★★★	★★★
	Advanz™ TS Page 26			★★★	★★★	★★	★★
	Advanz™ CS Page 27						
	Advanz™ FS Page 28	★★★				★★★	★★
	Advanz™ CG Page 29						
DIAMOND	Advanz™ DG Page 30						
HIGH CARBON	Duratec™ Super FB Page 32	★	★	★			
	Duratec™ FC Page 35						
	Band Knives Page 36						

CHOOSING THE CORRECT BLADE

METAL CUTTING						SPECIAL APPLICATIONS	
HSS, Nickel & Titanium Alloys 	Stainless Steel 	Stainless Steel 	Tool Steel - Cold Working 	Nickel and Titanium Alloys 	Steel with hardness above 45 HRC 	Composite materials and abrasives 	Foam, Paper, Plastic & Rubber 
★★	★★★	★★★	★★★	★★			
★★	★★	★★	★★	★			
★	★	★	★	★			
★	★	★	★				
★	★★	★					
	★	★					
★★★	★★★	★★★	★★★	★★★			
★★★	★★★	★★★	★★★	★★★			
★★	★★★	★★★	★★★	★★			
					★★★		
					★★	★★★	
						★★★	
							★★★
					★	★★	
							★★★

CHOOSING THE CORRECT BLADE

2 Tooth Shapes



IntenssTM PRO-VTH
- Variable tooth height providing pulsating action
- Easy penetration
- Ideal for cutting hard and difficult to machine materials



Primalloy™ / Intenss™' PRO / Intenss™ PRO-DIE / Univerz™
- Positive Rake angle
- Double back angle
- Fast and efficient chip clearance
- Excellent choice for a wide range of cuts



Versatix™ MP
- Extremely robust, shockproof
- Positive Rake angle
- Ideal for cutting tubes and profiles



Intenss' / Duratec™ Super FB / Duratec™ FC / Univerz"
- Standard O° Rake
- Shock resistant
- Excellent choice for a wide range of cuts
- Suitable for all types of machines



Advanz™ MC7 / Advanz™ MC5 / Advanz™ TS / Advanz™ CS / Advanz™ FS
- Different tooth design, precision ground
- Provides fast and efficient chip removal
- Ideal for cutting hard and difficult to machine materials



Duratec™ Super FB / Intenss™ PRO-DIE / Woodpecker™ Premium
- Distinctive tooth design, precision ground
- Triple or progressive sharpening
- Fast cuts
- Perfect for cutting tough and challenging-to-machine materials



Duratec™ Super FB / Woodpecker™' Premium
- Standard O° Rake
- Shock resistant
- Suitable for cutting non-ferrous and nonmetallic metals



Advanz™ MC7 / Advanz™ MC5 / Advanz™' TS/ Advanz™' CS / Advanz™ FS
- Differential tooth design, accurately ground
- Faster cuts
- Ideal for cutting hard and difficult to machine materials





Advanz™' CG / Advanz™' DG
- A Cutting edge coated with grains, continuous or with gullet
- Suitable for cutting abrasive or hardened materials



CHOOSING THE CORRECT BLADE

TOOTH



Constant Pitch
All teeth on the blade have uniform spacing. The tooth is defined through the number of teeth per inch (25.4mm).
Example: 4 TPI.



Variable Pitch
Variable distance between the tips of the teeth on the blade. Size of tooth and depth of gullet varies to substantially reduce noise levels and vibrations.
Example: 4-6 TPI.

SETS



Raker
A recurring sequence of teeth set left and right, followed by one tooth unset.



Progressive
Groups of teeth set to each side of the blade, with progressive set followed by one tooth unset.



Wavy
Groups of teeth set to each side of the blade, with varying amounts of set in a controlled pattern.



Trapezoidal
Special carbide cylinder welded in the tooth edge, being slightly thicker than the blade, and triple chip grind.

CHOOSING THE CORRECT BLADE

3 Blade Width

Use the blade width recommended by the machine manufacturer, except for contour cutting in vertical machines when you should use the chart below.

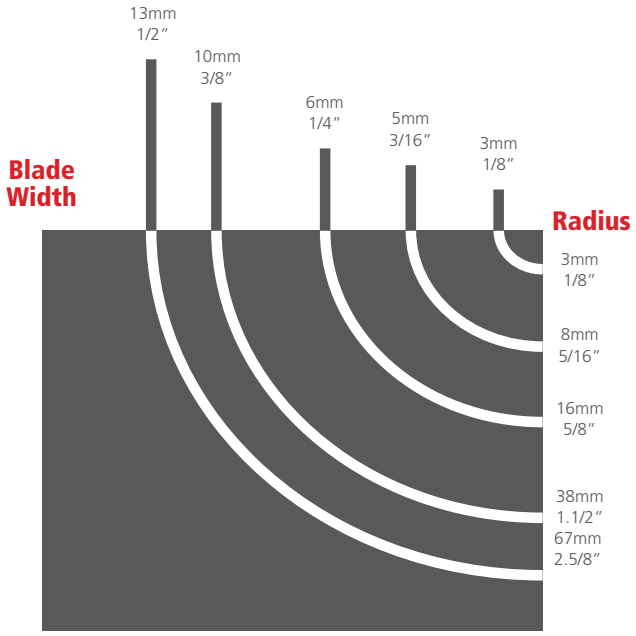

4 Pitch

Pitch is the number of teeth per inch or 25.4mm. Cutting thinner sections requires a finer pitch (more teeth per inch/25mm). Thick sections require coarser pitches (fewer teeth per inch/25mm).

MASSIVE		
Section to be cut (mm)	**Constant Pitch (TPI)**	**Variable Pitch**
4 to 10	32 or 24	14-18
6 to 13	18 or 14	10-14
13 to 19	14 or 10	8-12
19 to 25	10 or 8	6-10
25 to 38	8 or 6	5-8
38 to 88	6 or 4	4-6
88 to 180	4 or 3	3-4
180 to 250	3	2-3
250 to 400	–	1.4-2
400 to 800	1.3	1-2
600 to 750	1.3	0.8-1.3
Above 750	1	0.9-1.1

For cutting tubes and profiles, use the horizontal line to find the outside diameter (tube) or the largest section (profile). Find the thickness (tube/profile) using the vertical column. With that information, cross them to find the recommended pitch. (chart below).

TUBES AND PROFILES													
Wall thickness	**Outside diameter of tube or maximum profile section length (mm)**												
(mm)	**10**	**20**	**40**	**60**	**80**	**100**	**120**	**150**	**200**	**300**	**400**	**500**	**600**
2	14-18	14-18	10-14	10-14	10-14	10-14	8-12	8-12	8-12	8-12	6-10	6-10	5-8
3	10-14	10-14	10-14	10-14	10-14	8-12	8-12	8-12	6-10	6-10	6-10	5-8	5-8
4		8-12	8-12	8-12	8-12	6-10	6-10	6-10	5-8	5-8	4-6	4-6	4-6
5		6-10	6-10	6-10	6-10	5-8	5-8	5-8	5-8	4-6	4-6	4-6	4-6
6		5-8	5-8	5-8	5-8	5-8	5-8	5-8	4-6	4-6	4-6	4-6	3-4
8			4-6	4-6	4-6	4-6	4-6	4-6	4-6	4-6	3-4	3-4	3-4
10			4-6	4-6	3-4	3-4	3-4	3-4	3-4	3-4	3-4	2-3	2-3
12				4-6	3-4	3-4	3-4	3-4	3-4	3-4	2-3	2-3	2-3
15				4-6	3-4	3-4	3-4	3-4	3-4	2-3	2-3	2-3	2-3
20				4-6	3-4	3-4	3-4	3-4	3-4	2-3	2-3	2-3	2-3
25					3-4	3-4	3-4	3-4	2-3	2-3	2-3	1.4-2	1.4-2
30					3-4	3-4	3-4	3-4	2-3	2-3	2-3	1.4-2	1.4-2
40						3-4	3-4	3-4	2-3	2-3	2-3	1.4-2	1.4-2
50							3-4	3-4	2-3	2-3	1.4-2	1.4-2	1-1.2
60									2-3	2-3	1.4-2	1.4-2	1-1.2

5 Blade Length

The blade length varies according to the band saw machine type and specifications. Please find the correct blade length on your band saw machine user manual.



BI-METAL BAND SAW BLADES

NEW PRODUCT

BI-METAL
TENNAX™-PRO



FEATURES

- New tooth geometry specially designed for cutting of Pipes and Profiles
- Special High-speed steel edge
- Exclusive teeth setting process



BENEFITS

- High level of productivity in extreme cutting processes used for pipes, profiles, and structural materials
- Increased resistance to wear and breaking of teeth
- Exceptional control of noise, temperature and vibration during cutting processes

APPLICATIONS

- Cutting of pipes, profiles and structural materials in both single pieces and bundles
- Carbon Steel
- Carbon Steel Alloys
- Stainless Steel
- Non-ferrous materials
- Manually-operated, gravitational and hydraulic machinery

Width x Thickness		TPI	Item No.	Part No.	Metres - Multiples	Coil type - Multiples	Stock Status
mm	inches						
19 x 0.90	3/4 x 0.035	4-6	-	TNX19X4-6/P	100	Standard	MTS
		5-8	-	TNX19X5-8/P	100	Standard	MTS
		6-10	-	TNX19X6-10/P	100	Standard	MTS
		8-12	-	TNX19X8-12/P	100	Standard	MTS
		10-14	-	TNX19X10-14/P	100	Standard	MTS
27 x 0.90	1 x 0.035	3-4	-	TNX27X3-4/P	80	Standard	MTS
		4-6	-	TNX27X4-6/P	80	Standard	MTS
		5-8	-	TNX27X5-8/P	80	Standard	MTS
		6-10	-	TNX27X6-10/P	80	Standard	MTS
		8-12	-	TNX27X8-12/P	80	Standard	MTS
		10-14	-	TNX27X10-14/P	80	Standard	MTS
34 x 1.10	1.1/4 x 0.042	2-3	-	TNX34X2-3/P	80	Standard	MTS
		3-4	-	TNX34X3-4/P	80	Standard	MTS
		4-6	-	TNX34X4-6/P	80	Standard	MTS
		5-8	-	TNX34X5-8/P	80	Standard	MTS
		6-10	-	TNX34X6-10/P	80	Standard	MTS
41 x 1.30	1.1/2 x 0.050	2-3	-	TNX41X2-3/P	80	Approximate	MTS
		3-4	-	TNX41X3-4/P	80	Approximate	MTS
		4-6	-	TNX41X4-6/P	80	Approximate	MTS
		5-8	-	TNX41X5-8/P	80	Approximate	MTS
54 x 1.60	2 x 0.063	2-3	-	TNX54X2-3/P	60	Approximate	MTS
		3-4	-	TNX54X3-4/P	60	Approximate	MTS
		4-6	-	TNX54X4-6/P	60	Approximate	MTS
67 x 1.60	2.5/8 x 0.063	2-3	-	TNX67X2-3/P	60	Approximate	MTS
		3-4	-	TNX67X3-4/P	60	Approximate	MTS

CUTTING OF PIPES, PROFILES AND STRUCTURAL MATERIALS IN BOTH SINGLE PIECES AND BUNDLES



NEW PRODUCT

BI-METAL
INTENSS PRO-ST



Starrett Intenss PRO ST Wide Set blade, manufactured from premium Bi-Metal material, ensures fast and durable cutting of single and bundled profiles. Specifically designed for larger and thicker structural and profile steel applications, it prevents pinching issues during cutting.

The setting process, tailored based on width and tooth pitch, widens the kerf, allowing a clean, uninterrupted cut. Ideal for large bundles or single layouts.

It excels in production cutting machines, including drill, and cut machines. Compatible with gravitational and hydraulic bandsaw machines.



APPLICATIONS

- Cutting of pipes and profiles in both single pieces and bundles
- Carbon Steel
- Carbon Steel Alloys
- Stainless Steel
- Non-ferrous materials
- Manually-operated, gravitational and hydraulic machinery

Width x Thickness		TPI	Item No.	Part No.	Metres - Multiples	Coil type - Multiples	Stock Status
mm	inches						
27 x 0.90	1 x 0.035	4-6	AG45256	IPS27x4-6/P-SPJ	100	Standard	MTS
34 x 1.10	1.1/4 x 0.042	2-3	AG4820	IPS34x2-3/P-SPJ	80	Standard	MTS
		3-4	AG47708	IPS34x3-4/P-SPJ	80	Standard	MTS
		4-6	AG47756	IPS34x4-6/P-SPJ	80	Standard	MTS
41 x 1.30	1.1/2 x 0.050	2-3	AG49008	IPS41x2-3/P-SPJ	80	Approximate	MTS
		3-4	AG49049	IPS41x3-4/P-SPJ	80	Approximate	MTS
		4-6	AG49094	IPS41x4-6/P-SPJ	80	Approximate	MTS
54 x 1.30	2 x 0.063	2-3	AG5020	IPS54x2-3/P-SPJ	60	Approximate	MTS
		3-4	AG5025	IPS54x3-4/P-SPJ	60	Approximate	MTS
		4-6	AG5060	IPS54x4-6/P-SPJ	60	Approximate	MTS
67 x 1.60	2.5/8 x 0.063	3-4	AG52566	IPS67X3-4/P-SPJ	60	Approximate	MTS

CUTTING OF PIPES AND PROFILES IN BOTH SINGLE PIECES AND BUNDLES



NEW!

XTR TECHNOLOGY

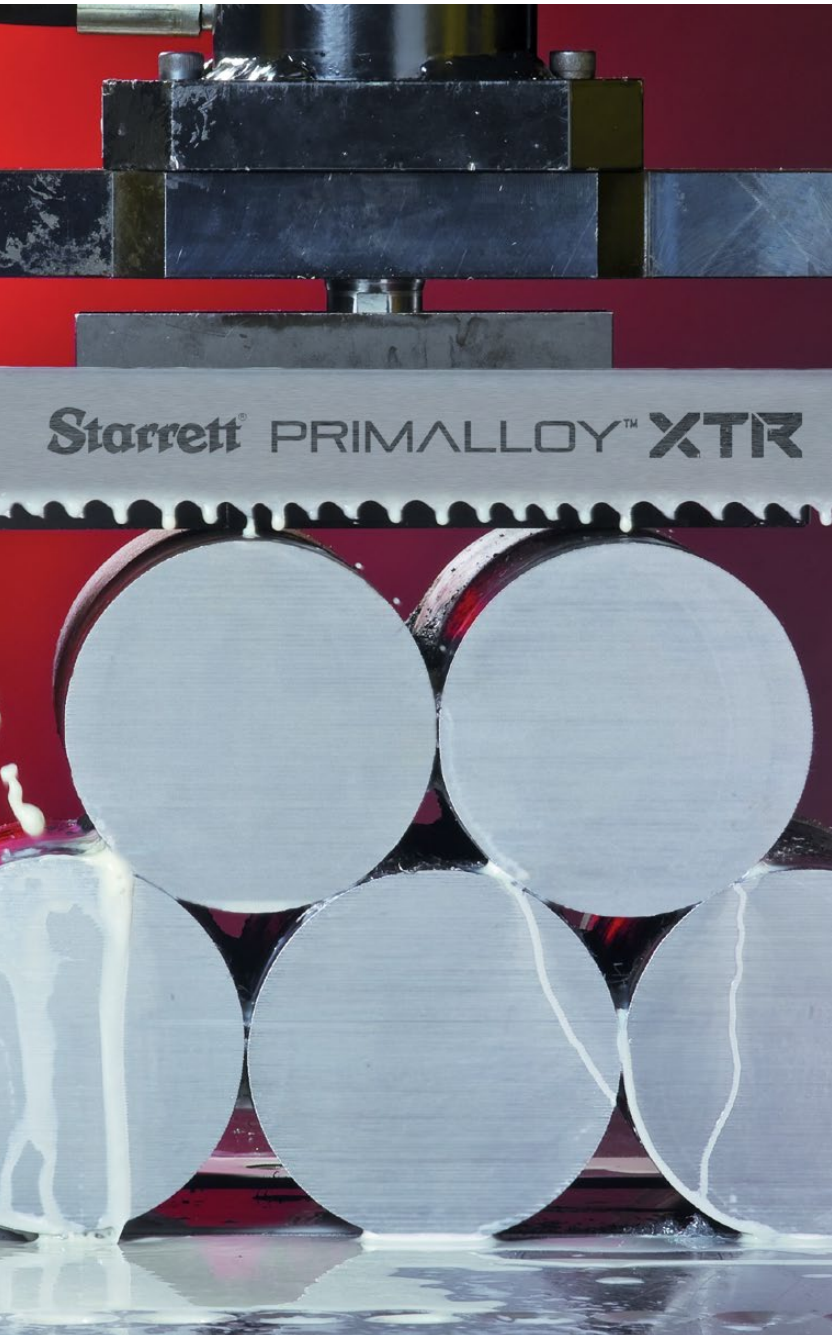

Through the combination of state-of-the-art software and specialist expertise from the largest saw factory in the world, we bring you XTR Technology. Cutting technology designed to give an improved performance when cutting materials that are considered extremely difficult.

Our new XTR technology Bi Metal Bandsaws are specially treated to guarantee high fatigue resistance in addition to their exclusive tooth profile design. Together, these innovations significantly increase the life of the product, providing more speed and quality in their work and delivering greater cost benefits for extreme process cutting.

FEATURES

- New and exclusive tooth design, making the blade more robust
- Developed and field tested in conventional and special steel processors
- Suitable for High Alloy steels and difficult to cut materials in large dimensions

BENEFITS

- Lower vibration and quieter cuts
- High durability of the tooth profile and tooth setting, result in an increase in product life
- Higher number of cuts, reducing the cost per cut
- Increased fatigue resistance, providing quality cuts and high wear resistance

BI-METAL

PRIMALLOY™





FEATURES

- Special high-speed steel edge
- Exclusive tooth geometry with positive rake angle
- Extended Life Treatment (EXT) functionality ensuring maximum fatigue life
- Ground teeth

APPLICATIONS

- Larger, harder solids
- For hard and difficult-to-cut materials where traditional bi-metal blades wear out more quickly
- For machines with hydraulic feed control

BENEFITS

- Longer blade life with high quality surface finish
- Increased wear and heat resistance
- Cost effective over conventional bi-metal blades

MATERIALS

- Tool steel and high speed steel
- Stainless steels
- Nickel and titanium alloys
- Hardened steel

Width x Thickness		TPI	Item No.	Part No.	Metres - Multiples	Coil type - Multiples	Stock Status	MTO MOQ (m)	Technology
mm	inches								
27 x 0.90	1 x 0.035	2-3	AG3595	PA27X2-3/P	80	Standard	MTO	80	
		3-4	AG3600	PA27X3-4/P	80	Standard	MTS	-	
		4-6	AG3603	PA27X4-6/P	80	Standard	MTS	-	
34 x 1.10	1.1/4 x 0.042	2-3	AG3605	PA34X2-3/P	80	Standard	MTS	-	
		3-4	AG3610	PA34X3-4/P	80	Standard	MTS	-	
41 x 1.30	1.1/2 x 0.050	1.4-2	AG3615	PA41X1.4-2/P	80	Approximate	MTS	-	XTR
		2-3	AG3620	PA41X2-3/P	80	Approximate	MTS	-	
		3-4	AG3625	PA41X3-4/P	80	Approximate	MTS	-	
54 x 1.60	2 x 0.063	1-1.2	AG3631	PA54X1-1.2/P	60	Approximate	MTS	-	XTR
		1.4-2	AG3630	PA54X1.4-2/P	60	Approximate	MTS	-	XTR
		2-3	AG3635	PA54X2-3/P	60	Approximate	MTO	60	
		3-4	AG3640	PA54X3-4/P	60	Approximate	MTO	60	
67 x 1.60	2.5/8 x 0.063	0.8-1.3	AG3646	PA67X.8-1.3/P	60	Approximate	MTO	320	XTR
		1-1.2	AG3645	PA67X1-1.2/P	60	Approximate	MTS	-	XTR
		1.4-2	AG3650	PA67X1.4-2/P	60	Approximate	MTS	-	XTR
		2-3	AG3655	PA67X2-3/P	60	Approximate	MTS	-	
80 x 1.60	3.1/8 x 0.063	0.8 – 1.3	-	PA80X.8-1.3/P	60	Approximate	MTO	400	XTR



BI-METAL

INTENSS™ PRO





FEATURES

- Unique tooth geometry provides intense production cutting in ferrous and non-ferrous metals up to 45 HRC

MATERIALS

- Aluminium
- Carbon steel
- Carbon steel alloys
- Cast iron
- Stainless steel

BENEFITS

- Longer blade life with high quality surface finish
- Increased wear and heat resistance
- Cost effective over conventional bi-metal blades

APPLICATIONS

- Ideal for all workshops and production cutting across a wide range of metals
- For bundles, solids and thick wall tubes



BI-METAL

INTENSS™ PRO





Width x Thickness		TPI	Item No.	Part No.	Metres - Multiples	Coil type - Multiples	Stock Status	MTO MOQ (m)	Technology
mm	inches								
19 x 0.90	3/4 x 0.035	3-4	AG4385	IP19X3-4/P	100	Standard	MTO	3000	
		4-6	AG4389	IP19X4-6/P	100	Standard	MTO	3000	
		5-8	AG4393	IP19X5-8/P	100	Standard	MTO	3000	
		6-10	AG4394	IP19X6-10/P	100	Standard	MTO	3000	
		8-12	AG4399	IP19X8-12/P-SPJ	100	Standard	MTS	-	
		10-14	AG4405	IP19X10-14/P-SPJ	100	Standard	MTS	-	
27 x 0.90	1 x 0.035	2-3	AG45175	IP27X2-3/P	80	Standard	MTS	-	
		3	AG4498	IP27X3/B	80	Standard	MTS	-	
		3-4	AG4518	IP27X3-4/P	80	Standard	MTS	-	
		4-6	AG4522	IP27X4-6/P	80	Standard	MTS	-	
		5-8	AG4529	IP27X5-8/P	80	Standard	MTS	-	
		6-10	AG4533	IP27X6-10/P	80	Standard	MTS	-	
		8-12	AG4535	IP27X8-12/P-SPJ	80	Standard	MTS	-	
		10-14	AG4537	IP27X10-14/P-SPJ	80	Standard	MTS	-	
34 x 1.10	1.1/4 x 0.042	1.4-2	AG4764	IP34X1.4-2/P	80	Standard	MTO	1500	XTR
		2-3	AG47665	IP34X2-3/P	80	Standard	MTS	-	
		3-4	AG4768	IP34X3-4/P	80	Standard	MTS	-	
		4-6	AG4772	IP34X4-6/P	80	Standard	MTS	-	
		5-8	AG4779	IP34X5-8/P	80	Standard	MTS	-	
		6-10	AG4782	IP34X6-10/P	80	Standard	MTO	1500	
41 x 1.30	1.1/2 x 0.050	1-1.2	AG48976	IP41X1-1.2/P	80	Approximate	MTS	-	XTR
		1.4-2	AG48977	IP41X1.4-2/P	80	Approximate	MTS	-	XTR
		2-3	AG49005	IP41X2-3/P	80	Approximate	MTS	-	
		3-4	AG4902	IP41X3-4/P	80	Approximate	MTS	-	
		4-6	AG49092	IP41X4-6/P	80	Approximate	MTS	-	
		5-8	AG4912	IP41X5-8/P	80	Approximate	MTS	-	
54 x 1.60	2 x 0.063	0 . 8 - 1.3	AG5136	IP54X.8-1.3/P	60	Approximate	MTS	-	XTR
		1-1.2	AG5120	IP54X1-1.2/P	60	Approximate	MTS	-	XTR
		1.4-2	AG51398	IP54X1.4-2/P	60	Approximate	MTS	-	XTR
		2-3	AG51405	IP54X2-3/P	60	Approximate	MTS	-	
		3-4	AG5145	IP54X3-4/P	60	Approximate	MTS	-	
		4-6	AG5148	IP54X4-6/P	60	Approximate	MTO	400	
67 x 1.60	2.5/8 x 0.063	0 . 8 - 1.3	AG5245	IP67X.8-1.3/P	60	Approximate	MTO	60	XTR
		1-1.2	AG52497	IP67X1-1.2/P	60	Approximate	MTO	60	XTR
		1.4-2	AG52557	IP67X1.4-2/P	60	Approximate	MTO	60	XTR
		2-3	AG5256	IP67X2-3/P	60	Approximate	MTS	-	
		3-4	AG526	IP67X3-4/P	60	Approximate	MTO	400	
80 x 1.60	3.1/8 x 0.063	0 . 8 - 1.3	AG550	IP80X.8-1.3/P	60	Approximate	MTS	-	XTR
		1-1.2	AG560	IP80X1-1.2/P	60	Approximate	MTS	-	XTR
		1.4-2	AG567	IP80X1.4-2/P	60	Approximate	MTO	400	XTR

BI-METAL

INTENSS™ PRO-VTH





FEATURES

- Uniquely designed tooth edge with variable height and set
- Ground Teeth with positive rake angle

BENEFITS

- Easy penetration with faster cuts
- Excellent heat and wear resistance
- Pulsating action allows the teeth to cut in a fast action

APPLICATIONS

- Tool steel and high speed steel
- Stainless steels
- Hardened Copper and aluminium Bronze Alloys
- For machines with hydraulic feed control
- Ideal for cutting all steels and non-ferrous metals up to 40 HRC



Width x Thickness		TPI	Item No.	Part No.	Metres - Multiples	Coil type - Multiples	Stock Status	MTO MOQ (m)
mm	inches							
27 x 0.90	1 x 0.035	4-6	AG45258	IPV27X4-6/PT	80	Standard	MTO	80
34 x 1.10	1.1/4 x 0.042	3-4	AG4771	IPV34X3-4/PT	80	Standard	MTO	80
41 x 1.30	1.1/2 x 0.050	2-3	AG49009	IPV41X2-3/PT	80	Approximate	MTO	1200
		3-4	AG49046	IPV41X3-4/PT	80	Approximate	MTO	80

BI-METAL

VERSATIX™ MP





FEATURES

- Special tooth geometry developed for cutting structural materials
- Increased tooth strength

APPLICATIONS

- Tubes and structurals
- Bundles
- For all machines: hydraulic, gravitational etc.
- Also, indicated for small solids

BENEFITS

- Faster and straighter cuts
- Reinforced teeth to avoid breakage

MATERIALS

- Cutting of pipes, profiles and structural materials in both single pieces and bundles;
- Carbon Steel;
- Carbon Steel Alloys;
- Stainless Steel;
- Non-ferrous materials;
- Manually-operated, gravitational and hydraulic machinery



Width x Thickness		TPI	Item No.	Part No.	Metres - Multiples	Coil type - Multiples	Stock Status	MTO MOQ (m)
mm	inches							
19 x 0.90	3/4 x 0.035	4-6	AG4390	VMP19X4-6/P	100	Standard	MTO	3000
		5-8	AG43935	VMP19X5-8/P	100	Standard	MTO	3000
		6-10	AG43975	VMP19X6-10/P	100	Standard	MTO	3000
		8-12	AG43995	VMP19X8-12/P-SPJ	100	Standard	MTO	3000
		10-14	AG4407	VMP19X10-14/P-SPJ	100	Standard	MTO	3000
27 x 0.90	1 x 0.035	3-4	AG45219	VMP27X3-4/P	80	Standard	MTO	3000
		4-6	AG45259	VMP27X4-6/P	80	Standard	MTO	3000
		5-8	AG45295	VMP27X5-8/P	80	Standard	MTO	3000
		6-10	AG45335	VMP27X6-10/P	80	Standard	MTO	3000
		8-12	AG45355	VMP27X8-12/P-SPJ	80	Standard	MTO	3000
		10-14	AG4545	VMP27X10-14/P-SPJ	80	Standard	MTO	3000
34 x 1.10	1.1/4 x 0.042	2-3	AG47676	VMP34X2-3/P	80	Standard	MTO	1500
		3-4	AG47709	VMP34X3-4/P	80	Standard	MTO	1500
		4-6	AG47745	VMP34X4-6/P	80	Standard	MTO	1500
		5-8	AG47797	VMP34X5-8/P	80	Standard	MTO	1500
		6-10	AG4783	VMP34X6-10/P	80	Standard	MTO	1500
41 x 1.30	1.1/2 x 0.050	2-3	AG4901	VMP41X2-3/P	80	Approximate	MTO	1200
		3-4	AG4905	VMP41X3-4/P	80	Approximate	MTO	1200
		4-6	AG49095	VMP41X4-6/P	80	Approximate	MTO	1200
		5-8	AG4913	VMP41X5-8/P	80	Approximate	MTO	1200
54 x 1.60	2 x 0.063	2-3	AG51407	VMP54X2-3/P	60	Approximate	MTO	400
		3-4	AG5147	VMP54X3-4/P	60	Approximate	MTO	400
67 x 1.60	2.5/8 x 0.063	2-3	AG5259	VMP67X2-3/P	60	Approximate	MTO	400
		3-4	AG532	VMP67X3-4/P	60	Approximate	MTO	400

BI-METAL

INTENSS™





FEATURES

- Strong tooth geometry provides excellent blade life in general use
- M42 high speed steel teeth combined with a fatigue-resistant alloy backing material

MATERIALS

- Aluminium
- Copper
- Brass
- Cast iron
- Carbon steel alloys

BENEFITS

- The cost-effective choice and ideal for using with manual feed and vertical band saws, as well as conventional machines with gravitational feed
- Wide range of tooth pitches to suit all materials

APPLICATIONS

- General-purpose blade for cutting thin profiles and small solids across a range of steel types
- Ideal for small workshops and maintenance or toolrooms

Width x Thickness		TPI	Item No.	Part No.	Metres - Multiples	Coil type - Multiples	Stock Status	MTO MOQ (m)
mm	inches							
19 x 0.90	3/4 x 0.035	3-4	AG4386	IT19X3-4/S	100	Standard	MTS	-
		4-6	AG4388	IT19X4-6/S	100	Standard	MTS	-
		5-8	AG4392	IT19X5-8/S	100	Standard	MTS	-
		6-10	AG4396	IT19X6-10/S	100	Standard	MTS	-
		8-12	AG4398	IT19X8-12/S	100	Standard	MTS	-
		10-14	AG4400	IT19X10-14/S	100	Standard	MTS	-
		14	AG4384	IT19X14/S	100	Standard	MTS	-
27 x 0.90	1 x 0.035	3-4	AG4520	IT27X3-4/S	80	Standard	MTS	-
		4-6	AG4524	IT27X4-6/S	80	Standard	MTS	-
		5-8	AG4528	IT27X5-8/S	80	Standard	MTS	-
		6-10	AG4532	IT27X6-10/S	80	Standard	MTS	-
		8-12	AG4534	IT27X8-12/S	80	Standard	MTS	-
		10-14	AG4536	IT27X10-14/S	80	Standard	MTS	-
		14	AG4515	IT27X14/S	80	Standard	MTO	3000
34 x 1.10	1.1/4 x 0.042	2-3	AG4766	IT34X2-3/S	80	Standard	MTS	-
		3-4	AG4770	IT34X3-4/S	80	Standard	MTS	-
		4-6	AG4774	IT34X4-6/S	80	Standard	MTS	-
		5-8	AG4778	IT34X5-8/S	80	Standard	MTS	-
		6-10	AG4781	IT34X6-10/S	80	Standard	MTS	-
		8-12	AG4790	IT34X8-12/S	80	Standard	MTS	-
41 x 1.30	1.1/2 x 0.050	2-3	AG4900	IT41X2-3/S	80	Approximate	MTS	-
		3-4	AG4904	IT41X3-4/S	80	Approximate	MTS	-
		4-6	AG4908	IT41X4-6/S	80	Approximate	MTS	-
		5-8	AG4910	IT41X5-8/S	80	Approximate	MTS	-

BI-METAL

INTENSS™ PRO-DIE





FEATURES

- Split Chip Advantage Technology
- Multiple cutting edges - Multi Edge Performance

BENEFITS

- Technology that allows faster cutting rates for longer blade life
- Cost-effective over conventional carbon steel blades
- Excellent fatigue, abrasion and shock resistance

APPLICATIONS

- Ideal for contour cutting on vertical machines
- Carbon steel and low alloy steels
- Sheet metal
- Die and Mould steel
- Stainless steel

Width x Thickness		TPI	Item No.	Part No.	Metres - Multiples	Coil type - Multiples	Stock Status	MTO MOQ (m)
mm	inches							
6 x 0.65	1/4 x 0.025	10-14	AG4095	IPD6X10-14/P	100	Approximate	MTS	-
		10-14	AM007	IPD6X10-14/P-30	30m coil	Standard	MTS	-
		14-18	AG4100	IPD6X14-18/P	100	Approximate	MTO	100
		14-18	AM012	IPD6X14-18/P-30	30m coil	Standard	MTS	-
6 x 0.90	1/4 x 0.035	10-14	AG4120	IPD6X10-14/P-9	100	Approximate	MTO	100
		10-14	AM025	IPD6X10-14/P-9-30	30m coil	Standard	MTS	-
10 x 0.65	3/8 x 0.025	8-12	AG4137	IPD10X8-12/P	100	Approximate	MTS	-
		8-12	AM0295	IPD10X8-12/P-30	30m coil	Standard	MTO	1 x 30m coil
		10-14	AG4140	IPD10X10-14/P	100	Approximate	MTS	-
		10-14	AM030	IPD10X10-14/P-30	30m coil	Standard	MTS	-
		14-18	AG4142	IPD10X14-18/P	100	Approximate	MTO	100
		14-18	AM032	IPD10X14-18/P-30	30m coil	Standard	MTO	1 x 30m coil
13 x 0.65	1/2 x 0.025	4	AG4290	IPD13X4/P	100	Approximate	MTS	-
		6	AG4291	IPD13X6/P	100	Approximate	MTS	-
		6-10	AG4296	IPD13X6-10/P	100	Approximate	MTS	-
		6-10	AM0480	IPD13X6-10/P-30	30m coil	Standard	MTO	1 x 30m coil
		8-12	AG4302	IPD13X8-12/P	100	Approximate	MTS	-
		8-12	AM0482	IPD13X8-12/P-30	30m coil	Standard	MTO	1 x 30m coil
		10-14	AG4307	IPD13X10-14/P	100	Approximate	MTS	-
		10-14	AM0492	IPD13X10-14/P-30	30m coil	Standard	MTS	-
		14	AG4294	-	100	Approximate	MTS	-
		14-18	AG4310	IPD13X14-18/P	100	Approximate	MTS	-
		14-18	AM051	IPD13X14-18/P-30	30m coil	Standard	MTS	-
		18	AG4295	-	100	Approximate	MTS	-
		18	AM052	IT13X18/S-30	30m coil	Standard	MTO	100 x 30m coils
13 x 0.90	1/2 x 0.035	4	AG4327	IPD13X4/P-9	100	Approximate	MTS	-
		6-10	AG4340	IPD13X6-10/P-9	100	Approximate	MTS	-
		6-10	AM0593	IPD13X6-10/P-9-30	30m coil	Standard	MTS	-
		8-12	AG4342	IPD13X8-12/P-9	100	Approximate	MTS	-
		8-12	AM0597	IPD13X8-12/P-9-30	30m coil	Standard	MTO	1 x 30m coil
		10-14	AG4348	IPD13X10-14/P-9	100	Approximate	MTS	-
		10-14	AM061	IPD13X10-14/P-9-30	30m coil	Standard	MTS	-

BI-METAL

UNIVERZ™





FEATURES

- Split Chip Advantage Technology
- Multiple cutting edges - Multiple Edge Performance

BENEFITS

- Technology that allows faster cutting rates, increasing the blade life
- Cost-effective over conventional carbon steel blades
- Excellent fatigue, abrasion and shock resistance
- For contour cuts

APPLICATIONS

- Portable machines
- Vertical machines with reduced wheel diameter
- Ideal for metal work shops, construction and hobbyists
- Steel, iron, aluminium

Width x Thickness		TPI	Item No.	Part No.	Metres - Multiples	Coil type - Multiples	Stock Status	MTO MOQ (m)
mm	inches							
13 x 0.35	1/2 x 0.014	10-14	AL850	UNZ13X10-14/P-3-30	30m coil	Standard	MTO	100 x 30m coils
		14-18	AL853	UNZ13X14-18/P-3-30	30m coil	Standard	MTO	1 x 30m coil
13 x 0.50	1/2 x 0.020	10-14	AL873	UNZ13X10-14/P-30	30m coil	Standard	MTS	-
		14	AL865	UNZ13X14/S-30	30m coil	Standard	MTO	1 x 30m coil
		14-18	AL875	UNZ13X14-18/P-30	30m coil	Standard	MTS	-
		18	AL869	UNZ13X18/S-30	30m coil	Standard	MTO	1 x 30m coil
		24	AL871	UNZ13X24/S-30	30m coil	Standard	MTO	1 x 30m coil





CARBIDE & DIAMOND

CARBIDE

ADVANZ™ MC7





FEATURES

- Carbide tipped teeth
- Trapezoidal teeth with progressive grinding
- Ground Teeth forming 7 chips
- Positive Rake angle
- Dedicated geometry

APPLICATIONS

- Mechanical construction steels
- Tool steels, stainless steels
- Inconel
- Titanium
- For machines with hydraulic feed control

BENEFITS

- Ideal for cutting ferrous metals
- Reduced cutting time
- Higher productivity
- Precise cuts and excellent finish
- Excellent cost-benefit ratio for production cutting

Width x Thickness		TPI	Item No.	Part No.	Metres - Multiples	Coil type - Multiples	Stock Status	MTO MOQ (m)
mm	inches							
34 x 1.10	1.1/4 x 0.042	2-3	AH2370	AMCS34X2-3/P	80	Approximate	MTO	80
41 x 1.30	1.1/2 x 0.050	1.4-2	AH2420	AMCS41X1.4-2/P	80	Approximate	MTO	80
		2-3	AH2455	AMCS41X2-3/P	80	Approximate	MTO	80
54 x 1.60	2 x 0.063	1.4-2	AH2471	AMCS54X1.4-2/P	45	Approximate	MTO	45
		2-3	AH2470	AMCS54X2-3/P	45	Approximate	MTO	45
67 x 1.60	2.5/8 x 0.063	0.9-1.1	AH2480	AMCS67X.9-1.1/P	45	Approximate	MTO	45
		1.4-2	AH2481	AMCS67X1.4-2/P	45	Approximate	MTO	45
80 x 1.60	3.1/8 x 0.063	0.9-1.1	AH2490	AMCS80X.9-1.1/P	45	Approximate	MTO	45
		1.4-2	AH2491	AMCS80X1.4-2/P	45	Approximate	MTO	45

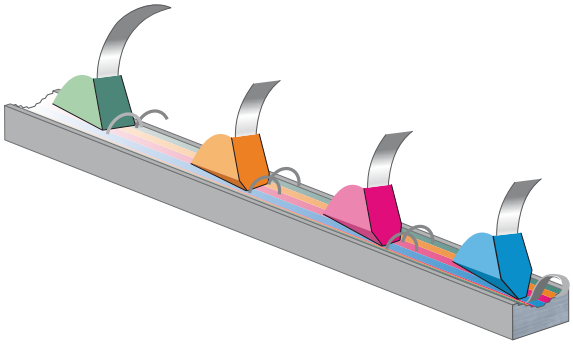

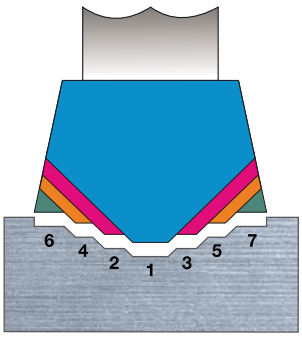

MC7 (Seven Multiple Chips)

CARBIDE

ADVANZ™ MC5





FEATURES

- Carbide tipped teeth
- Ground Teeth forming 5 chips
- Positive Rake angle
- Dedicated geometry

APPLICATIONS

- Automotive aluminium casting blocks
- Cast iron
- Bronze
- Copper
- For machines with hydraulic feed control

BENEFITS

- Ideal for cutting ferrous metals
- Reduced cutting time
- Higher productivity
- Precise cuts and excellent finish
- Excellent cost-benefit ratio for production cutting

Width x Thickness		TPI	Item No.	Part No.	Metres - Multiples	Coil type - Multiples	Stock Status	MTO MOQ (m)
mm	inches							
34 x 1.10	1.1/4 x 0.042	2-3	AH2401	AMCF34X2-3/P	80	Approximate	MTO	80
41 x 1.30	1.1/2 x 0.050	1.4-2	AH2400	AMCF41X1.4-2/P	80	Approximate	MTO	80
		2-3	AH2450	AMCF41X2-3/P	80	Approximate	MTO	80
54 x 1.60	2 x 0.063	1.4-2	AH2435	AMCF54X1.4-2/P	45	Approximate	MTO	45
		2-3	AH2436	AMCF54X2-3/P	45	Approximate	MTO	45
67 x 1.60	2.5/8 x 0.063	0.9-1.1	AH2445	AMCF67X.9-1.1/P	45	Approximate	MTO	45
80 x 1.60	3.1/8 x 0.063	1.4-2	AH2465	AMCF80X1.4-2/P	45	Approximate	MTO	45



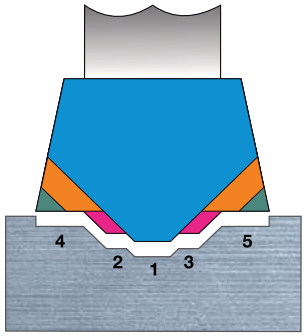

MC5 (Five Multiple Chips)

CARBIDE

ADVANZ™ TS





FEATURES

- Carbide tipped teeth
- Triple chip tooth geometry
- Aggressive Rake angle

BENEFITS

- Ideal for cutting hard materials that bi-metal blades cannot cut
- Extreme resistance to wear when cutting difficult to machine steels
- Reduced cutting time-higher productivity
- Precise cuts and excellent finish

APPLICATIONS

- High-alloy metals
- Aerospace alloys
- Stainless steel
- Nickel alloys
- Hard and abrasive materials
- For machines with hydraulic feed control



Width x Thickness		TPI	Item No.	Part No.	Metres - Multiples	Coil type - Multiples	Stock Status	MTO MOQ (m)
mm	inches							
13 x 0.90	1/2 x 0.035	3	AH2501	ATS13X3/P	80	Approximate	MTO	80
19 x 0.90	3/4 x 0.035	3	AH2505	ATS19X3/P	80	Approximate	MTS	-
		3-4	AH2515	ATS19X3-4/P	80	Approximate	MTS	-
27 x 0.90	1 x 0.035	3	AH2550	ATS27X3/P	80	Approximate	MTS	-
		3-4	AH2552	ATS27X3-4/P	80	Approximate	MTS	-
34 x 1.10	1.1/4 x 0.042	2-3	AH2600	ATS34X2-3/P	80	Approximate	MTS	-
		3-4	AH2610	ATS34X3-4/P	80	Approximate	MTS	-
34 x 1.30	1.1/4 x 0.050	2-3	AH2630	ATS34X2-3/P-1	80	Approximate	MTO	80
		3	AH2631	ATS34X3/P-1	80	Approximate	MTO	80
41 x 1.30	1.1/2 x 0.050	1.4-2	AH2652	ATS41X1.4-2/P	80	Approximate	MTS	-
		2-3	AH2654	ATS41X2-3/P	80	Approximate	MTS	-
		3-4	AH2658	ATS41X3-4/P	80	Approximate	MTS	-
54 x 1.60	2 x 0.063	1.4-2	AH2680	ATS54X1.4-2/P	45	Approximate	MTS	-
		2-3	AH2677	ATS54X2-3/P	45	Approximate	MTO	45
67 x 1.60	2.5/8 x 0.063	0.9-1.1	AH2700	ATS67X.9-1.1/P	45	Approximate	MTO	45
		1.4-2	AH2710	ATS67X1.4-2/P	45	Approximate	MTO	45
		2-3	AH2720	ATS67X2-3/P	45	Approximate	MTO	45
80 x 1.60	3.1/8 x 0.063	0.9-1.1	AH2750	ATS80X.9-1.1/P	45	Approximate	MTO	45
		1.4-2	AH2760	ATS80X1.4-2/P	45	Approximate	MTS	-



CARBIDE

ADVANZ™ CS





FEATURES

- Carbide tipped teeth
- Triple chip tooth geometry
- Negative Rake angle

APPLICATIONS

- Case hardened steel
- Steel for shafts and linear guides
- Case hardened materials up to 60 HRC
- For machines with hydraulic feed control

BENEFITS

- Ideal for cutting hardened materials
- High resistance to abrasion
- Reduced cutting time-higher productivity
- Precise cuts and excellent finish

Width x Thickness		TPI	Item No.	Part No.	Metres - Multiples	Coil type - Multiples	Stock Status	MTO MOQ (m)
mm	inches							
27 x 0.90	1 x 0.035	3-4	AH2554	ACS27X3-4/N	80	Approximate	MTS	-
34 x 1.10	1.1/4 x 0.042	3-4	AH2620	ACS34X3-4/N	80	Approximate	MTS	-
41 x 1.30	1.1/2 x 0.050	2-3	AH2640	ACS41X2-3/N	80	Approximate	MTO	80
		3-4	AH2641	ACS41X3-4/N	80	Approximate	MTO	80
54 x 1.60	2 x 0.063	2-3	AH2645	ACS54X2-3/N	45	Approximate	MTO	45



CARBIDE

ADVANZ™ FS





FEATURES

- Carbide tipped teeth
- Triple chip tooth geometry
- Positive Rake angle

BENEFITS

- Ideal for cutting abrasive materials that bi-metal blades cannot cut
- Exceptional resistance to fatigue,
- abrasion and shocks
- Reduced cutting time - Higher productivity
- Precise cuts and excellent finish

APPLICATIONS

- Abrasive non-ferrous metals
- Cast materials and risers
- Composite materials
- Fibreglass
- Graphite
- Abrasive hard woods
- Suitable for robust vertical machines and horizontal machines with hydraulic feed control

Width x Thickness		TPI	Item No.	Part No.	Metres - Multiples	Coil type - Multiples	Stock Status	MTO MOQ (m)
mm	inches							
19 x 0.90	3/4 x 0.035	3	AH2500	AFS19X3/P	80	Approximate	MTO	80
27 x 0.90	1 x 0.035	2-3	AH2545	AFS27X2-3/P	80	Approximate	MTS	-
		3	AH2547	AFS27X3/P	80	Approximate	MTS	-
27 x 1.30	1 x 0.050	3	AH2563	AFS27X3/P-1	80	Approximate	MTO	80
34 x 1.10	1.1/4 x 0.042	3	AH2595	AFS34X3/P	80	Approximate	MTO	80
34 x 1.30	1.1/4 x 0.050	3	AH2596	AFS34X3/P-1	80	Approximate	MTO	80





CARBIDE GRIT

ADVANZ™ CG

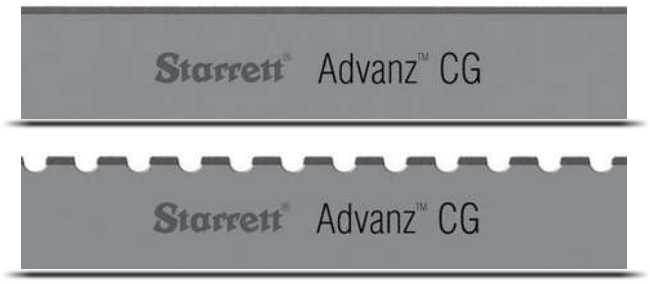



FEATURES

- With continuous or gulleted cutting edge
- Excellent blade life with high fatigue resistance

BENEFITS

- Ideal for cutting hard and or abrasive materials
- Excellent finish and cut accuracy
- Superior durability



Width x Thickness		Tooth Type	Grain Type	Item No.	Stock Status	MTO MOQ (m)
mm	inches					
6 x 0.5	6	Continuous	Medium	AH2819	MTO	75
		Gulleted	Medium	AH2828	MTO	75
10 x 0.6	10	Continuous	Medium	AH2820	MTO	75
		Gulleted	Medium	AH2829	MTO	75
			Medium/Coarse	AH2832	MTO	75
13 x 0.6	13	Continuous	Medium	AH2821	MTO	75
		Gulleted	Medium	AH2830	MTO	75
			Medium/Coarse	AH2833	MTO	75
19 x 0.8	19	Continuous	Medium	AH2822	MTO	75
		Gulleted	Medium	AH2831	MTO	75
			Medium/Coarse	AH2834	MTO	75
25 x 0.9	25	Continuous	Coarse	AH2817	MTO	75
			Medium	AH2823	MTO	75
			Medium/Coarse	AH2824	MTO	75
		Gulleted	Coarse	AH2825	MTO	75
			Medium/Coarse	AH2835	MTO	75
32 x 1.1	32	Continuous	Coarse	AH2818	MTO	75
		Gulleted	Coarse	AH2826	MTO	75
			Medium/Coarse	AH2836	MTO	75
38 x 1.1	38	Gulleted	Coarse	AH2827	MTO	75





DIAMOND GRIT

ADVANZ™ DG



APPLICATIONS

- Glass
- Glazed ceramic
- Silicon
- Graphite
- Fibreglass
- Stones
- Pyrex
- Ideal for machines with high cutting speed

FEATURES

- Cutting edge coated with diamond grains
- Continuous or Gulleted cutting edge
- High strength body

BENEFITS

- Ideal for cutting abrasive materials that conventional blades cannot cut
- Precise cuts and excellent finish
- Exceptional durability and fatigue resistance

Width [mm]	Tooth Shape	Item No.	Stock Status
13	Grade-36/44	AH2837	MTO
	Grade-44/60	AH2840	MTO
	Grade-60/85	AH2843	MTO
	Grade-85/100	AH2846	MTO
	Grade-100/120	AH2849	MTO
	Grade-150/170	AH2852	MTO
	Grade-200/240	AH2855	MTO
19	Grade-36/44	AH2838	MTO
	Grade-44/60	AH2841	MTO
	Grade-60/85	AH2844	MTO
	Grade-85/100	AH2847	MTO
	Grade-100/120	AH2850	MTO
	Grade-150/170	AH2853	MTO
	Grade-200/240	AH2856	MTO
25	Grade-36/44	AH2839	MTO
	Grade-44/60	AH2842	MTO
	Grade-60/85	AH2845	MTO
	Grade-85/100	AH2848	MTO
	Grade-100/120	AH2851	MTO
	Grade-150/170	AH2854	MTO
	Grade-200/240	AH2857	MOT

Items available in welded loops or coils up to 39m.
No MOQ for this product range.



HIGH CARBON

HIGH CARBON

DURATEC™ SUPER FB





FEATURES

- Made from special high carbon steel
- Flexible back

BENEFITS

- Contour and straight cutting
- Economical cutting
- Can be welded with 'standard' welders

APPLICATIONS

- Easy-to-machine carbon steel
- Non-ferrous metals
- Celeron and plastics
- Plywood and MDF
- Cardboard
- Ideal for light vertical and horizontal machines
- For workshop and carpentry use

Width x Thickness		TPI	Tooth Shape	Item No.	Part No.	Metres - Multiples	Coil type - Multiples	Stock Status	MTO MOQ (m)
mm	inches								
3 x 0.65	1/8 x 0.025	14	Regular	AJ320	DFB3X14/S-30	30m coil	Standard	MTS	-
		18	Regular	AJ325	DFB3X18/S-30	30m coil	Standard	MTS	-
5 x 0.65	3/16 x 0.025	6	Skip	AJ420	-	30m coil	Standard	MTO	50 x 30m coils
		10	Regular	AG0322	DFB5X10/S	90	Approximate	MTO	1500
		10	Regular	AJ435	DFB5X10/S-30	30m coil	Standard	MTO	50 x 30m coils
		14	Regular	AG0324	DFB5X14/S	90	Approximate	MTO	1500
		14	Regular	AJ440	-	30m coil	Standard	MTO	50 x 30m coils
		18	Regular	AG0326	DFB5X18/S	90	Approximate	MTO	1500
		18	Regular	AJ445	-	30m coil	Standard	MTO	50 x 30m coils
6 x 0.35	1/4 x 0.014	6	Skip	AG0432	DFB6X6/SK-3-SPJ	90	Approximate	MTS	-
		10	Regular	AG0434	-	90	Approximate	MTO	1500
		10	Regular	AJ525	DFB6X10/S-3-30SPJ	30m coil	Standard	MTS	-
		24	Regular - Wavy Set	AG0443	-	90	Approximate	MTO	1000
6 x 0.65	1/4 x 0.025	4	Hook	AJ555	-	30m coil	Standard	MTO	50 x 30m coils
		4	Skip	AG0542	DFB6X4/SK	90	Approximate	MTS	-
		4	Skip	AJ565	-	30m coil	Standard	MTO	50 x 30m coils
		6	Hook	AG0544	DFB6X6/P	90	Approximate	MTO	1500
		6	Hook	AJ570	DFB6X6/P-30	30m coil	Standard	MTO	50 x 30m coils
		6	Regular	AG0543	DFB6X6/S	90	Approximate	MTS	-
		6	Skip	AG0546	DFB6X6/SK	90	Approximate	MTS	-
		6	Skip	AJ580	DFB6X6/SK-30	30m coil	Standard	MTS	-
		8	Regular	AG0547	DFB6X8/S	90	Approximate	MTO	1500
		10	Regular	AG0548	DFB6X10/S	90	Approximate	MTS	-
		10	Regular	AJ585	DFB6X10/S-30	30m coil	Standard	MTS	-
		14	Regular	AG0550	DFB6X14/S	90	Approximate	MTS	-
		14	Regular	AJ600	DFB6X14/S-30	30m coil	Standard	MTS	-
		18	Regular	AG0552	DFB6X18/S-SPJ	90	Approximate	MTS	-
		18	Regular	AJ605	DFB6X18/S-30	30m coil	Standard	MTS	-
		24	Regular - Wavy Set	AG0555	DFB6X24/W	90	Approximate	MTS	-
		24	Regular - Wavy Set	AJ617	DFB6X24/W-30	30m coil	Standard	MTS	-

DURATEC™ SUPER FB

10 x 0.35	3/8 x 0.014	4	Skip	AG0766	DFB10X4/SK-3-SPJ	90	Approximate	MTO	1000
		6	Skip	AG0768	DFB10X6/SK-3-SPJ	90	Approximate	MTO	1500
		6	Skip	AJ760	-	30m coil	Standard	MTO	100 x 30m coils
		14	Regular	AG0770	-	90	Approximate	MTO	1500
10 x 0.65	3/8 x 0.025	3	Hook	AG0871	DFB10x3/P	90	Approximate	MTO	1500
		3	Hook	AJ780	-	30m coil	Standard	MTO	50 x 30m coils
		3	Skip	AG0876	DFB10X3/SK-SPJ1	90	Approximate	MTS	-
		3	Skip	AJ790	DFB10X3/SK-30SPJ	30m coil	Standard	MTO	-
		3	Skip - Heavy Set	AG0878	DFB10X3/SK-SPJ	90	Approximate	MTS	-
		4	Hook	AJ795	-	30m coil	Standard	MTO	50 x 30m coils
		4	Skip	AG0874	DFB10X4/SK	90	Approximate	MTS	-
		4	Skip	AJ805	DFB10X4/SK-30	30m coil	Standard	MTS	-
		6	Hook	AG0885	DFB10X6/P	90	Approximate	MTO	1500
		6	Hook	AJ815	-	30m coil	Standard	MTO	50 x 30m coils
		6	Skip	AG0886	DFB10X6/SK	90	Approximate	MTS	-
		6	Skip	AJ825	DFB10X6/SK-30	30m coil	Standard	MTS	-
		8	Regular	AG0888	DFB10X8/S	90	Approximate	MTO	1500
		8	Regular	AJ830	DFB10X8/S-30	30m coil	Standard	MTS	-
		10	Regular	AG0890	DFB10X10/S	90	Approximate	MTS	-
		10	Regular	AJ835	DFB10X10/S-30	30m coil	Standard	MTS	-
		14	Regular	AG0894	DFB10X14/S	90	Approximate	MTS	-
		14	Regular	AJ845	DFB10X14/S-30	30m coil	Standard	MTS	-
		18	Regular	AG0896	DFB10X18/S	90	Approximate	MTO	1500
		18	Regular	AJ850	DFB10X18/S-30	30m coil	Standard	MTS	-
		24	Regular - Wavy Set	AJ857	-	30m coil	Standard	MTO	50 x 30m coils
13 x 0.35	1/2 x 0.014	4	Hook	AG1005	DFB13X4/P-3-SPJ	90	Approximate	MTO	1000
		14	Regular	AG1004	DFB13X14/S-3-SPJ	90	Approximate	MTO	1000
13 x 0.65	1/2 x 0.025	3	Hook	AJ930	-	30m coil	Standard	MTO	50 x 30m coils
		3	Skip	AG1108	DFB13X3/SK-SPJ1	90	Approximate	MTS	-
		3	Skip	AJ945	DFB13X3/SK-30SPJ1	30m coil	Standard	MTS	-
		3	Skip - Heavy Set	AG11087	DFB13X3/SK-SPJ	90	Approximate	MTS	-
		3-4	VarPitch	AG1102	DFB13X3-4/B-SPJ	90	Approximate	MTS	-
		4	Hook	AG1113	DFB13X4/P	90	Approximate	MTS	-
		4	Hook	AJ950	-	30m coil	Standard	MTO	50 x 30m coils
		4	Skip	AG1114	DFB13X4/SK	90	Approximate	MTS	-
		4	Skip	AJ960	DFB13X4/SK-30	30m coil	Standard	MTS	-
		6	Hook	AG1120	DFB13X6/P	90	Approximate	MTS	-
		6	Hook	AJ970	DFB13X6/P-30	30m coil	Standard	MTO	50 x 30m coils
		6	Regular	AG1122	DFB13X6/S	90	Approximate	MTS	-
		6	Regular	AJ980	DFB13X6/S-30	30m coil	Standard	MTS	-
		6	Skip	AG1124	DFB13X6/SK	90	Approximate	MTS	-
		6	Skip	AJ985	DFB13X6/SK-30	30m coil	Standard	MTS	-
		8	Regular	AG1128	DFB13X8/S	90	Approximate	MTS	-
		8	Regular	AJ990	DFB13X8/S-30	30m coil	Standard	MTS	-
		10	Regular	AG1130	DFB13X10/S	90	Approximate	MTS	-
		10	Regular	AJ995	DFB13X10/S-30	30m coil	Standard	MTS	-
		14	Regular	AG1132	DFB13X14/S	90	Approximate	MTS	-
		14	Regular	AK015	DFB13X14/S-30	30m coil	Standard	MTS	-
		18	Regular	AG1138	DFB13X18/S	90	Approximate	MTO	1500
		18	Regular	AK025	DFB13X18/S-30	30m coil	Standard	MTS	-
		24	Regular	AG1140	DFB13X24/S-SPJ	90	Approximate	MTS	-
		24	Regular	AK035	-	30m coil	Standard	MTO	50 x 30m coils
		24	Regular - Wavy Set	AG1142	DFB13X24/W	90	Approximate	MTO	1500
		24	Regular - Wavy Set	AK037	-	30m coil	Standard	MTO	50 x 30m coils

DURATEC™ SUPER FB

16 x 0.80	5/8 x 0.032	3	Skip	AG1346	DFB16X3/SK	90	Approximate	MTS	-
		3	Skip	AK110	-	30m coil	Standard	MTO	34 x 30m coils
		4	Skip	AG1350	DFB16X4/SK	90	Approximate	MTS	-
		4	Skip	AK115	-	30m coil	Standard	MTO	34 x 30m coils
		6	Skip	AG1356	DFB16X6/SK	90	Approximate	MTS	-
		6	Skip	AK125	-	30m coil	Standard	MTO	33 x 30m Coils
		8	Regular	AG1358	DFB16X8/S	90	Approximate	MTO	1000
		8	Regular	AK130	-	30m coil	Standard	MTO	34 x 30m coils
		10	Regular	AG1360	DFB16X10/S	90	Approximate	MTS	-
		10	Regular	AK140	DFB16X10/S-30	30m coil	Standard	MTS	-
		14	Regular	AG1362	DFB16X14/S	90	Approximate	MTO	1000
		14	Regular - Wavy Set	AK155	-	30m coil	Standard	MTO	34 x 30m coils
		18	Regular	AG1364	-	90	Approximate	MTO	1000
		18	Regular	AK165	-	30m coil	Standard	MTO	34 x 30m coils
19 x 0.80	3/4 x 0.032	3	Skip	AG1476	DFB19X3/SK	90	Approximate	MTS	-
		3	Skip	AK255	-	30m coil	Standard	MTO	34 x 30m coils
		4	Regular	AG1481	DFB19X4/S	90	Approximate	MTO	1000
		4	Skip	AG1482	DFB19X4/SK	90	Approximate	MTS	-
		4	Skip	AK270	DFB19X4/SK-30	30m coil	Standard	MTS	-
		6	Regular	AG1486	DFB19X6/S	90	Approximate	MTS	-
		6	Regular	AK280	-	30m coil	Standard	MTO	34 x 30m coils
		8	Regular	AG1488	DFB19X8/S	90	Approximate	MTS	-
		8	Regular	AK290	-	30m coil	Standard	MTO	34 x 30m coils
		10	Regular	AG1490	DFB19X10/S	90	Approximate	MTS	-
		10	Regular	AK300	DFB19X10/S-30	30m coil	Standard	MTS	-
		14	Regular	AG1496	DFB19X14/S	90	Approximate	MTS	-
		14	Regular - Wavy Set	AK315	-	30m coil	Standard	MTO	34 x 30m coils
		18	Regular - Wavy Set	AG1498	DFB19X18/W	90	Approximate	MTS	-
25 x 0.90	1 x 0.035	2	Hook	AG1598	DFB25X2/P	80	Approximate	MTO	1000
		3	Hook	AG1605	DFB25X3/P	80	Approximate	MTS	-
		3	Hook	AK400	-	30m coil	Standard	MTO	33 x 30m Coils
		3	Skip	AG1608	DFB25X3/SK	80	Approximate	MTS	-
		3	Skip	AK415	-	30m coil	Standard	MTO	34 x 30m coils
		4	Hook	AK425	-	30m coil	Standard	MTO	34 x 30m coils
		4	Regular	AG1618	DFB25X4/S	80	Approximate	MTS	-
		4	Regular	AK430	-	30m coil	Standard	MTO	34 x 30m coils
		4	Skip	AG1620	DFB25X4/SK	80	Approximate	MTS	-
		4	Skip	AK435	-	30m coil	Standard	MTO	33 x 30m Coils
		6	Regular	AG1624	DFB25X6/S	80	Approximate	MTS	-
		6	Regular	AK445	DFB25X6/S-30	30m coil	Standard	MTO	1 x 30m coil
		8	Regular	AG1626	DFB25X8/S	80	Approximate	MTS	-
		8	Regular	AK450	-	30m coil	Standard	MTO	34 x 30m coils
		10	Regular	AG1628	DFB25X10/S	80	Approximate	MTO	1000
		10	Regular	AK455	-	30m coil	Standard	MTO	34 x 30m coils
		14	Regular	AG1632	DFB25X14/S	80	Approximate	MTS	-
		14	Regular - Wavy Set	AK465	-	30m coil	Standard	MTO	33 x 30m Coils

HIGH CARBON

DURATEC™ FC





FEATURES

- Made of high-carbon steel with 1.5% silicon-content alloy
- Highly flexible backing material

APPLICATIONS

- Steel-belted radial tires
- Hardened sheets with thickness up to 16mm (5/8")
- For vertical machines at speeds over 2,000m/min

BENEFITS

- Ideal for cutting materials that conventional blades cannot cut
- High resistance to wear and abrasion

Width x Thickness		TPI	Tooth Shape	Item No.	Part No.	Metres - Multiples	Coil type - Multiples	Stock Status	MTO MOQ (m)
mm	inches								
25 x 0.90	1 x 0.035	8	Regular	-	DFC25X8/S	80	Approximate	MTO	1000
		10	Regular	-	DFC25X10/S	80	Approximate	MTO	1000



HIGH CARBON

BAND KNIVES

FEATURES

- Available with straight, scallop, wavy or "V" tooth cutting edges and a single or double edge bevel
- Made of high-carbon steel and stainless steel
- Blades extremely sharp

BENEFITS

- Quick, smooth and precise cuts, with excellent finish
- No material waste

APPLICATIONS

- Foam
- Rubber and soft plastics
- Cardboard and paper
- Cork



Width x Thickness				Edge & Bevel	Item No.	Part No.	Metres - Multiples	Coil type - Multiples	Stock Status	MTO MOQ (m)
mm		inches								
6	x	1/4	x	Straight Edge, Single Bevel	-	FF6CRVS-5-30	30m coil	Standard	MTO	10 x 30m coil
0.50		0.020		Straight Edge, Double Bevel	AM465	FF6CRVD-5-30	30m coil	Standard	MTO	10 x 30m coil
10	x	3/8	x	Straight Edge, Single Bevel	AM475	FF10CRVS-6-30	30m coil	Standard	MTO	10 x 30m coil
0.55		0.022		Straight Edge, Double Bevel	AM477	FF10CRVD-6-30	30m coil	Standard	MTO	10 x 30m coil
				Scallop Edge, Double Bevel	AM480	FF10CSVD-6-30	30m coil	Standard	MTO	10 x 30m coil
				Wavy Edge, Double Bevel	-	FF10COVD-6-30	30m coil	Standard	MTO	10 x 30m coil
13	x	1/2	x	Straight Edge, Single Bevel	AM500	FF13CRVS-6-30	30m coil	Standard	MTO	10 x 30m coil
0.55		0.022		Straight Edge, Double Bevel	AM515	FF13CRVD-6-30	30m coil	Standard	MTS	-
				Scallop Edge, Double Bevel	AM5235	FF13CSVD-6-30	30m coil	Standard	MTO	10 x 30m coil
				Wavy Edge, Double Bevel	AM520	FF13COVD-6-30	30m coil	Standard	MTO	10 x 30m coil
				"V" Edge, Double Bevel - 10 TPI	AM521	FF13CVVD10-6-30	30m coil	Standard	MTO	10 x 30m coil
				"V" Edge, Double Bevel - 14 TPI	AM522	FF13CVVD14-6-30	30m coil	Standard	MTO	10 x 30m coil
16	x	5/8	x	Straight Edge, Single Bevel	-	FF16CRVS-4-30	30m coil	Standard	MTO	10 x 30m coil
0.45		0.018		Straight Edge, Double Bevel	AM550	FF16CRVD-4-30	30m coil	Standard	MTO	10 x 30m coil
				Scallop Edge, Double Bevel	AM555	FF16CSVD-4-30	30m coil	Standard	MTO	10 x 30m coil
				Scallop Edge, Double Bevel - Stainless Steel	AM5552	FFI16CSVD-4-30	30m coil	Standard	MTO	10 x 30m coil
				Wavy Edge, Double Bevel	-	FF16COVD-4-30	30m coil	Standard	MTO	10 x 30m coil
16	x	5/8	x	Straight Edge, Single Bevel	-	FF16CRVS-6-30	30m coil	Standard	MTO	10 x 30m coil
0.55		0.022		Straight Edge, Double Bevel	AM568	FF16CRVD-6-30	30m coil	Standard	MTO	10 x 30m coil
				Scallop Edge, Double Bevel	AM565	FF16CSVD-6-30	30m coil	Standard	MTO	10 x 30m coil
				Wavy Edge, Double Bevel	AM567	FF16COVD-6-30	30m coil	Standard	MTO	10 x 30m coil
19	x	3/4	x	Straight Edge, Single Bevel	AM593	FF19CRVS-6-30	30m coil	Standard	MTO	10 x 30m coil
0.55		0.022		Straight Edge, Double Bevel	AM592	FF19CRVD-6-30	30m coil	Standard	MTS	-
				Scallop Edge, Double Bevel	AM590	FF19CSVD-6-30	30m coil	Standard	MTS	-
				Wavy Edge, Double Bevel	AM587	FF19COVD-6-30	30m coil	Standard	MTO	10 x 30m coil
				"V" Edge, Double Bevel - 10 TPI	AM595	FF19CVVD10-6-30	30m coil	Standard	MTO	10 x 30m coil
				"V" Edge, Double Bevel - 14 TPI	AM600	FF19CVVD14-6-30	30m coil	Standard	MTO	10 x 30m coil

HIGH CARBON

BAND KNIVES

19 x 3/4 x 0.028	Straight Edge, Single Bevel	-	FF19CRVS-7-30	30m coil	Standard	MTO	10 x 30m coil
	Straight Edge, Double Bevel	AM615	FF19CRVD-7-30	30m coil	Standard	MTO	10 x 30m coil
	Scallop Edge, Double Bevel	AM620	FF19CSVD-7-30	30m coil	Standard	MTO	10 x 30m coil
	Wavy Edge, Double Bevel	AM618	FF19COVD-7-30	30m coil	Standard	MTO	10 x 30m coil
25 x 1 x 0.025	Straight Edge, Single Bevel	AM653	FF25CRVS-6-30	30m coil	Standard	MTO	10 x 30m coil
	Straight Edge, Double Bevel	AM652	FF25CRVD-6-30	30m coil	Standard	MTS	-
	Scallop Edge, Double Bevel	AM650	FF25CSVD-6-30	30m coil	Standard	MTS	-
	Wavy Edge, Double Bevel	AM635	FF25COVD-6-30	30m coil	Standard	MTO	10 x 30m coil
	"V" Edge, Double Bevel - 14 TPI	-	FF25CVVD14-6-30	30m coil	Standard	MTO	10 x 30m coil
25 x 1 x 0.035	Straight Edge, Single Bevel	-	FF25CRVS-9-30	30m coil	Standard	MTO	10 x 30m coil
	Straight Edge, Double Bevel	AI8936	FF25CRVD-9	120	Approximate	MTO	120
	Straight Edge, Double Bevel	AM665	FF25CRVD-9-30	30m coil	Standard	MTO	10 x 30m coil
	Scallop Edge, Double Bevel	AM667	FF25CSVD-9-30	30m coil	Standard	MTO	10 x 30m coil
	Wavy Edge, Double Bevel	-	FF25COVD-9-30	30m coil	Standard	MTO	10 x 30m coil
38 x 1.1/2 x 1.10 0.045	Straight Edge, Double Bevel	AM785	FF38CRVD-1-30	30m coil	Standard	MTO	10 x 30m coil

Straight Edge, Single Bevel



Wavy Edge, Double Bevel



Straight Edge, Double Bevel



"V" Edge, Double Bevel – 10 TPI



Scallop Edge, Double Bevel



"V" Edge, Double Bevel – 14 TPI





POWER HACK SAW BLADES



BI-METAL HIGH SPEED STEEL TEETH

The bi-metal construction of these power hacksaw blades provides exceptional cutting action in a wide variety of applications. The hardened and tempered high speed steel teeth and durable alloy steel backing is resistant to shocks, breakages and can handle irregular shaped work pieces and interrupted cuts.

METRIC LINE

Dimensions (A x B x C x D) mm	TPI	Item No.	Part No.	Pack Quantity	Multiples (pack)	Stock Status	MTO (pack)	MOQ
450 x 41 x 2.00 x 8.50	4	AW361	BS450-4	Pack of 5	1	MTO	4	
	6	AW364	BS450-6	Pack of 5	1	MTO	4	
	10	AW367	BS450-10	Pack of 5	1	MTO	1	

Blades with 450mm in length are packaged and sold 5 blades per plastic tube.

INCH LINE

Dimensions (A x B x C x D)		TPI	Item No.	Part No.	Pack Quantity	Multiples (pack)	Stock Status	MTO MOQ (pack)
inches	mm							
12 x 1.1/8 x 0.050 x 0.334	300 x 28 x 1.25 x 8.50	10	AW239	BS1210-5	Pack of 5	1	MTO	1
		14	AW242	BS1214-5	Pack of 5	1	MTO	1
14 x 1.1/8 x 0.050 x 0.334	350 x 28 x 1.25 x 8.50	10	AW245	BS1410-5	Pack of 5	1	MTS	-
		14	AW248	BS1414-5	Pack of 5	1	MTO	1
14 x 1.3/8 x 0.062 x 0.334	350 x 34 x 1.60 x 8.50	6	AW243	BS1406-6	Pack of 5	1	MTO	1
		10	AW2455	BS1410-6	Pack of 5	1	MTO	1
16 x 1.3/8 x 0.062 x 0.334	400 x 34 x 1.60 x 8.50	6	AW257	BS1606-6	Pack of 5	1	MTS	-
		10	AW260	BS1610-6	Pack of 5	1	MTS	-
16 x 1.5/8 x 0.075 x 0.413	400 x 41 x 2.00 x 10.50	6	AW266	BS1606-7	Pack of 5	1	MTO	1
		10	AW267	BS1610-7	Pack of 5	1	MTS	-
18 x 1.3/8 x 0.062 x 0.413	450 x 34 x 1.60 x 10.50	6	AW270	BS1806-6	Pack of 5	1	MTS	-
		10	AW2745	BS1810-6	Pack of 5	1	MTS	-
		4	AW2765	BS1804-7	Pack of 5	1	MTO	4
18 x 1.5/8 x 0.075 x 0.413	450 x 41 x 2.00 x 10.50	6	AW2705	BS1806-7	Pack of 5	1	MTS	-
		10	AW2755	BS1810-7	Pack of 5	1	MTO	1

Blades from 12" to 18" in length are packaged and sold 5 blades per plastic tube.

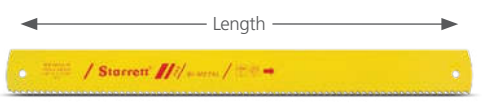

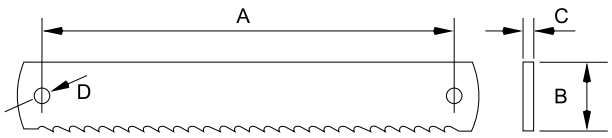



REDSTRIPE® SOLID HIGH SPEED STEEL

The solid, fully hardened molybdenum high speed steel composition of Redstripe power hacksaw blades delivers extended life and efficient cutting action in a broad range of materials. These blades can withstand heavier feed pressures and provide faster cut rates than blades made from composite designs. Redstripe power hacksaw blades will effectively cut tough alloys such as stainless steels.

METRIC LINE

Dimensions (A x B x C x D) mm	TPI	Item No.	Part No.	Pack Quantity	Multiples (pack)	Stock Status	MTO MOQ (pack)
300 x 32 x 2.00 x 8.50	6	AW103	RS300-6	Pack of 5	1	MTO	4
	10	AW104	RS300-10	Pack of 5	1	MTO	4
350 x 32 x 2.00 x 8.50	6	AW106	RS350-6	Pack of 5	1	MTO	4
	10	AW109	RS350-10	Pack of 5	1	MTO	1
400 x 32 x 2.00 x 8.50	4	AW112	RS400-4	Pack of 5	1	MTS	-
	6	AW115	RS400-6	Pack of 5	1	MTS	-
	10	AW118	RS400-10	Pack of 5	1	MTO	1
450 x 38 x 2.00 x 8.50	4	AW121	RS450-4	Pack of 5	1	MTS	-
	6	AW124	RS450-6	Pack of 5	1	MTS	-
	10	AW127	RS450-10	Pack of 5	1	MTS	-
500 x 45 x 2.00 x 10.50	4	AW1275	RS500-4	Pack of 5	1	MTO	1
	6	AW128	RS500-6	Pack of 5	1	MTS	-
	10	AW129	RS500-10	Pack of 5	1	MTO	1
550 x 45 x 2.00 x 10.50	4	AW130	RS550-4	Pack of 1	1	MTO	1
	6	AW133	RS550-6	Pack of 1	1	MTS	-
	10	AW136	RS550-10	Pack of 1	1	MTO	1
575 x 50 x 2.50 x 10.50	4	AW139	RS575-4	Pack of 1	1	MTS	-
	6	AW142	RS575-6	Pack of 1	1	MTS	-
600 x 50 x 2.50 x 10.50	4	AW143	RS600-4	Pack of 1	1	MTO	1
	6	AW144	RS600-6	Pack of 1	1	MTO	20
650 x 54 x 2.50 x 10.50	4	AW145	RS650-4	Pack of 1	1	MTO	50
	6	AW148	RS650-6	Pack of 1	1	MTO	50
700 x 54 x 2.50 x 10.50	4	AW151	RS700-4	Pack of 1	1	MTS	-
	6	AW154	RS700-6	Pack of 1	1	MTS	-
850 x 60 x 3.00 x 12.50	4	AW157	RS850-4	Pack of 1	1	MTO	1
	6	AW160	RS850-6	Pack of 1	1	MTO	1

Blades from 300mm (12") to 500mm (20") length packaged and sold 5 blades per plastic tube.
Blades from 525mm (21") or wider, packaged and sold 1 blade per envelope.

REDSTRIPE® SOLID HIGH SPEED STEEL

INCH LINE

Dimensions (A x B x C x D)		TPI	Item No.	Part No.	Pack Quantity	Multiples (pack)	Stock Status	MTO MOQ (pack)
inches	mm							
12 x 1 x 0.050 x 0.334	300 x 25 x 1.25 x 8.50	10	AV906	RS1210-5	Pack of 5	1	MTS	-
		14	AV857	RS1214-5	Pack of 5	1	MTS	-
14 x 1 x 0.050 x 0.334	350 x 25 x 1.25 x 8.50	10	AV919	RS1410-5	Pack of 5	1	MTS	-
		14	AV915	RS1414-5	Pack of 5	1	MTS	-
14 x 1.1/4 x 0.062 x 0.334	350 x 32 x 1.60 x 8.50	6	AV918	RS1406-6	Pack of 5	1	MTS	-
		10	AV869	RS1410-6	Pack of 5	1	MTS	-
		14	AV916	RS1414-6	Pack of 5	1	MTO	4
16 x 1.1/4 x 0.062 x 0.334	400 x 32 x 1.60 x 8.50	6	AV924	RS1606-6	Pack of 5	1	MTS	-
		10	AV927	RS1610-6	Pack of 5	1	MTS	-
16 x 1.1/2 x 0.075 x 0.334	400 x 38 x 2.00 x 8.50	4	AV922	RS1604-7	Pack of 5	1	MTO	4
		6	AV925	RS1606-7	Pack of 5	1	MTO	4
17 x 1.1/4 x 0.062 x 0.334	425 x 32 x 1.60 x 8.50	6	AV930	RS1706-6	Pack of 5	1	MTO	1
		10	AV933	RS1710-6	Pack of 5	1	MTO	1
18 x 1.1/4 x 0.062 x 0.413	450 x 32 x 1.60 x 10.50	6	AV934	RS1806-6	Pack of 5	1	MTO	1
		10	AV939	RS1810-6	Pack of 5	1	MTS	-
18 x 1.1/2 x 0.075 x 0.413	450 x 38 x 2.00 x 10.50	4	AV890	RS1804-7	Pack of 5	1	MTS	-
		6	AV9345	RS1806-7	Pack of 5	1	MTO	4
		10	AV9395	RS1810-7	Pack of 5	1	MTO	4
20 x 1.1/2 x 0.075 x 0.413	500 x 38 x 2.00 x 10.50	6	AV946	RS2006-7	Pack of 5	1	MTS	-
		10	AV9465	RS2010-7	Pack of 5	1	MTO	4
20 x 1.3/4 x 0.088 x 0.413	500 x 45 x 2.25 x 10.50	4	AV945	RS2004-8	Pack of 5	1	MTO	4
21 x 1.1/2 x 0.075 x 0.413	525 x 38 x 2.00 x 10.50	10	AV954	RS2110-7	Pack of 1	1	MTO	20
21 x 1.3/4 x 0.088 x 0.413	525 x 45 x 2.25 x 10.50	6	AV955	RS2106-8	Pack of 1	1	MTO	1
24 x 1.3/4 x 0.088 x 0.492	600 x 45 x 2.25 x 12.50	4	AV963	RS2404-8	Pack of 1	1	MTO	1
		6	AV966	RS2406-8	Pack of 1	1	MTO	1
24 x 2 x 0.100 x 0.492	600 x 50 x 2.50 x 12.50	4	AV964	RS2404-0	Pack of 1	1	MTS	-
		6	AV967	RS2406-0	Pack of 1	1	MTS	-
26 x 2 x 0.100 x 0.492	650 x 50 x 2.50 x 12.50	4	AV987	RS2604-0	Pack of 1	1	MTS	-
30 x 2.1/2 x 0.100 x 0.492	750 x 63 x 2.50 x 12.50	4	AW002	RS3004-0	Pack of 1	1	MTO	1

Blades from 300mm (12") to 500mm (20") length packaged and sold 5 blades per plastic tube.
Blades from 525mm (21") or wider, packaged and sold 1 blade per envelope.



CUTTING TABLE / BI-METAL

CUTTING TABLE FOR BI-METAL BAND SAW BLADES				
Work Material Type	Work piece dimension (mm) 50-125mm		50-125mm	
	Speed/Cutting Rate		Blade Speed m/min	Cutting Rate cm²/min.
	ABNT/AISI/SAE	Hardness		
Carbon Steels	1005-1012	150HB	79 - 91	77 - 103
	1015-1026	150HB	76 - 88	71 - 97
	1030-1055, A36	175HB	55 - 67	52 - 58
	1060-1095	200HB	49 - 61	39 - 52
Easy-to-machine carbon Steels	1110-1117-1118	150HB	79 - 98	77 - 103
	1137-1151	175HB	67 - 79	52 - 77
	1211-1215	150HB	79 - 98	97 - 120
Manganese steels	1330-1345	200HB	55 - 67	39 - 52
	1513-1527	150HB	79 - 91	77 - 103
	1536-1552	175HB	61 - 79	52 - 65
	1561-1572	200HB	49 - 61	39 - 52
Molybdenum steels	4012-4024	175HB	61 - 73	45 - 58
	4030-4042	175HB	58 - 70	45 - 52
	4047-4068	175HB	55 - 67	39 - 52
Chrome Moly Steels	4130-4140	200HB	55 - 67	39 - 52
	4142-4161	200HB	52 - 64	32 - 45
Nickel Chrome Moly Steels	4320	175HB	61 - 73	45 - 58
	4340	200HB	55 - 67	39 - 52
	8115, 8615-8622, 8145, 8625-8637	175HB	61 - 73	45 - 58
	8640-8660, 8740	200HB	55 - 67	39 - 52
	8720, 8822	200HB	61 - 73	45 - 58
	9310	175HB	49 - 58	19 - 26
	9430-9445	200HB	55 - 67	39 - 52
Nickel Moly Steels	4615-4626, 4815-4820	175HB	61 - 73	45 - 58
Chrome Steels	5040-5060	200HB	55 - 67	39 - 52
	5115-5120	175HB	61 - 73	45 - 58
	5130-5160	200HB	55 - 67	39 - 52
	50100, 51100, 52100	225HB	40 - 49	26 - 32
Chrome Vanadium Steel	6118	175HB	61 - 73	45 - 58
	6150	200HB	55 - 67	39 - 52
Silicon steels	9255-9262	200HB	55 - 67	39 - 52
Tool steels - Cold work	A2-A6, A8-A10	200HB	55 - 67	19 - 26
	D2-D7, A7	250HB	20 - 30	13 - 19
	O1, O2, O6, O7	200HB	55 - 67	26 - 39
Tool steels - Hot work	H10-H19, H21-H42, P20	200HB	40 - 49	19 - 26
	L2, L6	200HB	52 - 64	19 - 26
	S1-S7	200HB	40 - 49	19 - 26
Carbon tool steels	W1-W5	200HB	55 - 67	26 - 39
Ferritic stainless steels	405, 409, 430, 434, 436, 442, 446	175HB	24 - 30	19 - 26



CUTTING TABLE / BI-METAL

CUTTING TABLE FOR BI-METAL BAND SAW BLADES

Work Material Type	Work piece dimension (mm) 50-125mm		50-125mm	
	Speed/Cutting Rate		Blade Speed m/min.	Cutting Rate cm²/min.
	ABNT/AISI/SAE	Hardness		
High speed steels	M1, M2, M7, M10	225HB	34 - 40	19 - 26
	M3, M4, M30-M47	225HB	20 - 30	13 - 19
	T1. T2. T6	250HB	34 - 40	19 - 26
	T15	250HB	18 - 27	13 - 19
	T4, T5	250HB	27 - 37	13 - 19
Austenitic stainless steels	201, 202, 301-305, 308, 321, 3472	150HB	30 - 37	10 - 13
	A286, 309, 310, 314, 316, 317, 330	175HB	21 - 24	26 - 32
Easy-to-machine Stainless Steels	330	150HB	30 - 43	26 - 32
	416. 420F. 430F	150HB	43 - 55	32 - 39
Martensitic stainless steels	403, 410, 420, 422, 501, 502	175HB	30 - 40	19 - 26
	440A-C, 414, 431	225HB	27 - 30	19 - 26
Hardened Stainless Steel	15-5PH, 17-4PH, 17-7PH	200HB	21 - 27	13 - 19
Cast iron	Class 20	125HB	49 - 61	71 - 97
	Class 40	200HB	37 - 49	52 - 77
	Malleable 60-40-18	150HB	61 - 76	52 - 65
	Malleable 80-55-06	225HB	37 - 49	32 - 45
Nickel alloys	Hastelloy, Rene 41	250HB	15 - 21	6 - 6
	Inconel 600, 601	250HB	18 - 24	13 - 19
	Inconel 625, 718, Waspaloy	250HB	18 - 24	6 - 6
	Monel 400, 401	250HB	21 - 27	13 - 19
	Monel K500	250HB	18 - 24	6 - 13
Titanium alloys	Alpha, Alpha-Beta, Beta	325HB	14 - 18	6-6
	Titanium 99%	150HB	21 - 27	6 - 13
Refractory metals	Columbium	-	18 - 24	6 - 6
	Molybdenum	-	24 - 30	6 - 6
	Tantalum	-	15 - 18	6 - 6
Copper alloys	Tempered Aluminum Bronze	30HRC	24 - 30	10 - 14
	Tempered Beryllium Copper	38HRC	12 - 17	3 - 6
	Aluminum Bronze	70HRB	50 - 58	39 - 52
	Phosphor Bronze	70HRB	46 - 58	52 - 65
	Copper 99%	50HRB	43 -55	45 - 58
	Copper Belirio	70HRB	52 - 58	26 - 39
	Yellow/Red Brass	70HRB	61 - 79	52 - 65
	Easy machining brass	70HRB	67 - 76	65 - 77
Aluminum Alloys	1200	30HB	120 - 135	77 - 110
	2024	120HB		
	5052	50HB		
	6061	110HB		
	7075	160HB		

CUT-OFF CALCULATION

The calculations set out below are intended as guidance for band saw machine operators. There are a number of different opinions that exist as to the correct calculations for different material types, and this guidance does not attempt to disprove other opinions. The guidance is offered as a reference rather than as strict technical instructions.

CUTTING CALCULATION:

Use all the measures in centimetres to get the area in **cm²**.

ROUND

area = D^2 x 0.7854



SQUARE

area = L^2



RETANGULAR

area = E x L



HEXAGON

area = L^2 x 2.598
E^2 x 0.866

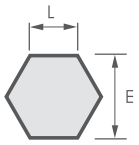

ROUND TUBE

area = (De^2 - Di^2) x 0.7854

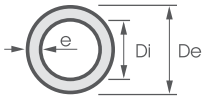

SQUARE TUBE

area = Le^2 – Li^2

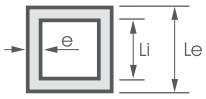

EXAMPLE OF CUTTING CALCULATION

Material: Austenitic stainless steel (SAE 316)
Formato: Round
Dimension: 101.6mm (4")
Speed: 21 to 24 m/min.*
Cutting Rate: 10 to 13cm2 min*
*according to the chart on page 55

$CT = \frac{A}{CR}$

TC = Tempo de Corte
CT = Cutting Time
A = Material Area

CR = Cutting Rate
Cutting Time = 81.07 cm2 ÷ 13cm7/min.
Cutting Time = 6:14 minutos
Band saw machine used: 56330 (page 49)
Blade to be used: Primalloy' ™ (page 18)
Tooth: Variable Pitch 3-4/P (page 14)
Catalogue No.: 3920 x 34 x3-4 Primalloy

CUTTING OF OTHER DIMENSIONS

Multiply the speed indicated in the tables pages 54 and 55 by the following factors.

Dimension / mm	Factor
< 13	1.20
13 - 25	1.10
25 - 50	1.07
50 - 125	1
125 - 250	0.92
250 - 600	0.85
> 600	0.75

HARDENED MATERIAL CUTTING

If the material to be cut has hardness abovethat specified in the tables (pages 54 and 55), multiply the speed and the cutting rate (decreasing speed and increasing cutting time) by the factors below.

Difference between expected and found hardness	Factors	
	Blade Speed	Cutting Rate
Up to 40%	0,75	0,75
From 40% to 75%	0,60	0,54
From 75% to 100% (*max. 40HRC*)	0,50	0,40

TUBE OR STRUCTURAL MATERIAL CUTTING

Do the same, calculating the material area, choosing the tooth (page 14), speed and cutting rate (pages 54 and 55), however correct the cutting time, by multiplying the time calculated by the correction factor, according to the table below.

Cutting Time Correction Factor	Thickness (e) mm
2.5	2 to 5
2	6 to 10
1.7	12 to 15
1.4	20 to 25
1.2	30 to 60

Note: when dry cutting, adjust the feed pressure to about 40%. 50% of the normal cutting rate (use data on pages 54 and 55).
Note: dry cutting reduces the blade life

For Duratec™ Super FB Carbon Steel Blades: adjust the feed pressure to 50% of the normal cutting pressure and the Cutting Rate to 85%.

CHIP ANALYSIS

Thick and heavy chips with normal material color indicate high cutting feed

1. Thick and blue chips indicate high speed and cutting feed
2. Thin chips with dark coloration indicate low feed and high cuttingspeed
4. **Flexible chips, spring type, with clear material colour indicate ideal cutting condition.**



ACCESSORIES

All items from this page are MTO - subject to stock availability.

POCKET LASER TACHOMETER KIT WITH CASE Nº S7793Z

- Powerful tachometer with 32 functions for measurements with or without contact
- Optical range 5 - 200,000 RPM
- Contact range 0.5 - 20,000 RPM
- Measurement with contact 0.050 - 2,000 m/min. (linear speed)
- Different measurement units: RPM, cm, inches, feet, yards etc



BAND SAW BLADE SERVICE KIT (ITEM NO. AU500)

- For checking and adjusting band saw blades Supplied with the key tools needed to maintain a band saw machine at optimum performance:
- Tachometer, Saw tension gauge, stopwatch, square, level, Refractometer, caliper, Band saw blade alignment gauge etc.pés, jardas, etc.



SAW TENSION GAUGE FOR BAND SAW BLADES Nº 682EMZ

- Check for proper tension in either English or metric
- Graduated in kg/cm² (0 to 4.000) and in pounds/in² (0 to 60.000)
- Supplied in a case with instructions



Saw blades	Width (mm)	English System l b / i n z (PSI)	Metric System (Kg/cmz)
Primalloy'. Intenss" PRO-VTH; Intenss™" PRO: Versatix™' MP: Intenss'. Advanz™ MC7, Advanz™ MC5, TS, CS, FS and CG	19,27 and 34	20.000 - 35.000	1.400 - 2.500
Primalloy"; Intenss" PRO-VTH; Intenss™ PRO; Versatix™' MP: Intenss™': Advanz™ MC7, MC5, Advanz™ TS, CS and FS	41 or greater	30.000 - 40.000	2.100 - 2.800
Intenss': Intenss™ PRO-DIE: Univerz"': Duratec™ Super FB; Band Knives High-carbon Steel	Up to 16	20.000 - 25.000	1.400 - 1.800
Duratec" Super FB: Duratec" FC: Band Knives High-carbon Steel	19 or greater	20.000 - 30.000	1.400 - 2.100
Machine Saw Blades R$ and BS	41 or less	20.000 - 30.000	1.400 - 2.100
Machine Saw Blades RS and BS	45 or greater	25.000 - 35.000	1.800 - 2 500



BAND SAW BLADE ALIGNMENT GAUGE N° PT92925

Gauge to ensure that the blade is running square to the cut.



RECOMMENDATIONS

USING THE RIGHT BREAK-IN PROCEDURES FOR ^ NEW BLADE ASSURES LONGER BLADE LIFE

All new saws should be broken-in. This procedure ensures longer blade life, faster cuts and consistent performance.

Attention! Conversely, blade life can be significantly compromised if the proper break-in procedures are not followed



New blade with razor-sharp teeth | Tooth correctly broken in | Tooth incorrectly broken in

HOW TO USE THE RIGHT BREAK-IN AND ENSURE LONGER BLADE LIFE

The teeth of a new band saw blade are razor sharp. To withstand the cutting pressure of band sawing, the tip of each tooth should be honed to create an extremely small radius on its tip.



Start to cut material at reduced cutting rate.

Easy-to-cut materials (with cutting rate over 38 cm7) e.g. carbon steel

- Adjust the recommended cutting rate for the material to be cut
- Adjust the feed pressure to about one-half the normal cutting rate for the first 30 minutes
- Gradually Increase to the normal cutting rate
- Ensure there is chip removal
- Avoid vibration

Hard-to-cut materials (with cutting rate below 38 cm?) e.g. nickel-based alloys like inconel, hardened steels, tool steels and stainless steels

- Adjust the recommended cutting rate for the material to be cut
- Adjust the feed pressure to about 30% the normal cutting rate for the first 20-30 minutes
- Gradually Increase to the normal cutting rate
- Ensure there is chip removal
- Avoid vibration



After break-In when the blade has fully entered the work-piece, increase the feed rate over series of cuts until the recommended cutting rate is achieved.

RECOMMENDATIONS

BAND SAW BLADE INSTALLATION GUIDELINES

Always follow the machine manufacturer's instruction and recommendations for blade changes and the safe operation for the band saw machine. The general information contained in the guidelines is intended to assist in the proper installation of band saw blades, however Starrett® nor its employees shall not be held responsible for the accuracy or completeness of these guidelines.

- Wear gloves when handling a band saw blade



- Use eye protection, safety shoes, and hearing protection







FOLLOW THESE INSTRUCTIONS CAREFULLY

- Follow all the safety instructions shown in the band saw machine operator's manual and on the machine labels. Recognize and read safety and warning signs such as Danger, Warning and Caution
- Follow the saw blade installation instructions on the specific make and model of the band saw machine requiring a blade change

FOLLOW THESE INSTRUCTIONS CAREFULLY

- Select appropriate blade for cutting application
- Unfold blade properly. Do not throw. Throwing the blade will result in tooth damage that will reduce saw blade performance
- Install blade with saw teeth pointing in proper direction

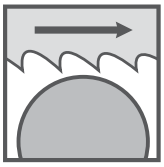

- Apply appropriate tension to the blade
- Be aware of pinch points and keep hands and clothing clear of rotating blade



- Adjust guide arms to appropriate positions to workpiece
- Adjust blade guides for proper blade support
- Adjust chip brush to fully engage saw blade teeth to ensure proper chip removal

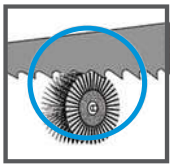



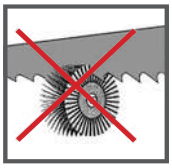

- Check hydraulic fluid levels when applicable
- Ensure appropriate cutting fluid placement and mix ratios as applicable per machine, cutting fluid and blade manufacturer's recommendations

TROUBLESHOOTING

Blade Defect	Probable Cause	Solution
	Incorrect blade.	Check tooth selection.
BLADE BREAKAGE	Incorrect blade tension.	Adjust the blade tension, refer to operator's manual.
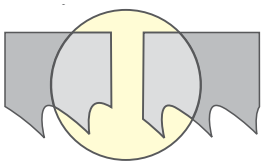	Excessive feed.	Reduce feed pressure.
(straight break indicates fatigue)	Incorrect cutting fluid.	Check coolant recommendations.
	Pressure blocks too tight.	Adjust the guides.
	Blade rubbing on wheel flange.	Adjust wheel alignment.
	Guide arms too far apart.	Adjust guide arms closer to material.
	Side guides too tight.	Adjust guides.
PREMATURE TOOTH WEAR	Blade on machine backwards.	Install blade correctly.
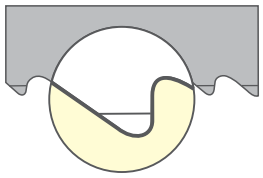	Improper blade break-in procedure.	Refer to recommended procedures.
	Hard Material or heavy surface scale.	Check material hardness and surface conditions.
	Hard Material.	Increase feed pressure.
	Improper cutting fluid or mix ratio.	Follow coolant mixing procedures.
	Speed or feed too high.	Check cutting recommendations.
INACCURATE CUT	Guide arms too far apart.	Adjust quide arms closer to material.
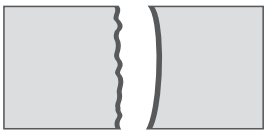	Blade worn out.	Replace blade.
	Over or under feeding.	Check cutting recommendations.
	Improper tooth pitch.	Use proper tooth selection.
	Cutting fluid not applied properly.	Adiust coolant nozzles.
	Guides worn or loose.	Tighten or replace guides.
CUTTING DEVIATION	Over feeding.	Check cutting recommendations.
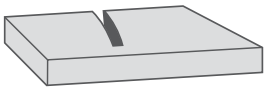	Low band tension.	Refer to operator's manual.
	Tooth set damaged.	Check material hardness, replace blade.
	Guide arms loose or space too wide.	Adjust guides and guide arms.
CHIPS RESIDUES IN THE TEETH	Worn or missing chip brush	Replace or adjust chip brush.
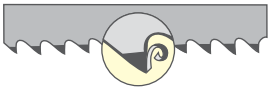	Improper or lack of cutting fluid.	Check coolant flow and fluid type.
	Wrong coolant rate.	Check coolant type and ratio.
	Excessive feed or speed.	Reduce speed or feed.
	Incorrect blade pitch.	Use proper tooth selection.
TOOTH - BREAKING AWAY	Saw guides not properly adjusted.	Align or adjust saw guides.
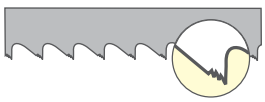	Incorrect feed or speed.	Refer to cutting recommendations.
	Incorrect blade.	Use proper blade type and pitch.
	Material moved in vise.	Inspect and adjust vise.
WEAR ON ONLY ONE SIDE OF THE TEETH	Material with impurities.	Replace material.
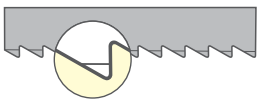	Wheel with worn flange and	Align or replace wheel.
	band rising out of the track.	Adjust and align guide.
	Guide rubbing on set. within the material.	Replace blade and apply correct break-in.
	Chipping teeth and embedding.	

TROUBLESHOOTING

Blade Defect	Probable Cause	Solution
BREAKS OF THE TEETH 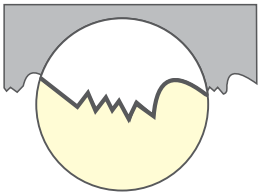	Improper blade break-in procedure.	Follow proper break-in procedure.
	Speed too slow.	Refer to cutting recommendations.
	Feed pressure too high.	Reduce feed pressure.
	Tooth jammed in cut.	Low speed and high cutting pressure.
	Poor cutting fluid application or ratio.	Adjust coolant flow and ratio.
	Hard material or heavy scale.	Check material or surface hardness.
	Wrong blade pitch.	Use proper tooth selection.
	Work spinning or loose nested bundles.	Tighten vise or use nesting clamps
	Cut beginning over the corner of the material.	Start the cut slowly.
WEAR ON THE BACK OF THE BLADE 	Excessive backup guide preload.	Adjust pressure block.
	Low blade tension.	Refer to operator's manual.
	Blade worn out.	Replace blade.
	Excessive feed rate or pressure.	Reduce feed rate or pressure.
	Damaged or worn pressure block.	Replace pressure block.
	Guide arms spaced too far apart or too tight.	Adjust guides
	Blade rubbing band wheel flanges.	Adjust wheel alignment
	Incorrect guide alignment.	Align guides.
WAVY CUT 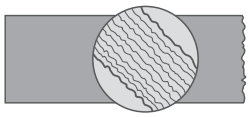 (cardboard surface, vibrations and/ or risks)	Dull or damaged blade.	Install new blade.
	Incorrect feed or speed.	Refer to cutting recommendations.
	Blade not supported properly.	Adjust or tighten guide arms.
	Low blade tension.	Refer to operator's manual.
	Incorrect tooth pitch.	Use proper tooth selection.
	Guide arms too far apart.	Adjust guide arms closer to material.
FRAYED LINES =04041 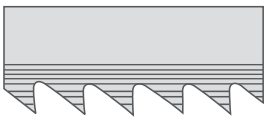	Saw side guides too tight.	Adjust guides properly.
	Blade riding too high in guide.	Adjust rollers or pressure blocks
	Blade teeth riding on band wheel surface.	Adjusting tracking or replace wheel.
	Wrong blade width for machine.	Refer to operator's manual.
	Chips being carried back into cut.	Replace or adjust chip brush.
	Worn or damaged guides.	Replace guides.
	Insufficient cooling flow.	Adjust coolant flow.
BLADE TWISTED 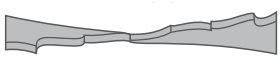	Blade binding in cut.	Adjust feed.
	Guides misaligned.	Adjust and align quides.
	Side guides are too tight.	Adjust guides.
	Work loose in vice.	Adjust vice.
	Feed too heavy.	Reduce feed pressure.
	High blade tension.	Refer to operator's manual.
	Worn wheels.	Machine or replace wheels.
	Guides arms too far apart.	Adjust guide arms closer to material.

BANDSAW BLADES FOR PORTABLE MACHINES

NEW

bi-metal unique SAW TECHNOLOGY

PATENTED BI-METAL UNIQUE®

Item N.	Part Number	Description	QTY (Per bag/box)	Suitable for (table below)
UNZ13C1411403	UNZ13X14/S-1,140SPJ	1140MMX13X0.5X14 UNZ PK3	3	1
UNZ13C101411403	UNZ13X10-14/P-1,140SPJ	1140MMX13X0.5X10-14 UNZ PK3	3	1
UNZ13C1811403	UNZ13X18/S-1,140SPJ	1140MMX13X0.5X18 UNZ PK3	3	1
UNZ13C141811403	UNZ13X14-18/P-1,140SPJ	1140MMX13X0.5X14-18 UNZ PK3	3	1
UNZ13A148353	UNZ13X14/S-3-0,835SPJ	835MMX13X0.35X14 UNZ PK3	3	2
UNZ13A10148353	UNZ13X10-14/P-3-0,835SPJ	835MMX13X0.35X10-14 UNZ PK3	3	2
UNZ13A188353	UNZ13X18/S-3-0,835SPJ	835MMX13X0.35X18 UNZ PK3	3	2
UNZ13A14188353	UNZ13X14-18/P-3-0,835SPJ	835MMX13X0.35X14-18 UNZ PK3	3	2
UNZ13A147333	UNZ13X14/S-3-0,733SPJ	733MMX13X0.35X14 UNZ PK3	3	3
UNZ13A10147333	UNZ13X10-14/P-3-0,733SPJ	733MMX13X0.35X10-14 UNZ PK3	3	3
UNZ13A187333	UNZ13X18/S-3-0,733SPJ	733MMX13X0.35X18 UNZ PK3	3	3
UNZ13A14187333	UNZ13X14-18/P-3-0,733SPJ	733MMX13X0.35X14-18 UNZ PK3	3	3
UNZ13A10149003	UNZ13X10-14/P-3-0,900SPJ	900MMX13X0.35X10-14 UNZ PK3	3	4
UNZ13A149003	UNZ13X14/S-3-0,900SPJ	900MMX13X0.35X14 UNZ PK3	3	4
UNZ13A14189003	UNZ13X14-18/P-3-0,900SPJ	900MMX13X0.35X14-18 UNZ PK3	3	4
UNZ13A189003	UNZ13X18/S-3-0,900SPJ	900MMX13X0.35X18 UNZ PK3	3	4
IPD13F10141335S	IPD13X10-14/P-1,335SPJ	1335MMX13X0.65X10-14 ITPD 42	1	5
IPD13F181335S	IPD13X18/S-1,335SPJ	1335MMX13X0.65X18 ITPD 42	1	5
IPD13F141335S	IPD13X14/S-1,335SPJ	1335MMX13X0.65X14 ITPD 42	1	5
IPD13F8121335S	IPD13X8-12/P-1,335SPJ	1335MMX13X0.65X8-12 ITPD 42	1	5
IPD13F6101335S	IPD13X6-10/P-1,335SPJ	1335MMX13X0.65X6-10 ITPD 42	1	5
IPD13F181440S	IPD13X18/S-1,440SPJ	1440MMX13X0.65X18 ITPD 42	1	6
IPD13F141440S	IPD13X14/S-1,440SPJ	1440MMX13X0.65X14 ITPD 42	1	6
IPD13F8121440S	IPD13X8-12/P-1,440SPJ	1440MMX13X0.65X8-12 ITPD 42	1	6
IPD13F6101440S	IPD13X6-10/P-1,440SPJ	1440MMX13X0.65X6-10 ITPD 42	1	6
IPD13F10141440S	IPD13X10-14/P-1,440SPJ	1440MMX13X0.65X10-14 ITPD 42	1	6
IPD13I10141735S	IPD13X10-14/P-9-1,735SPJ	1735MMX13X0.9X10-14 ITPD 42	1	7
IPD13I8121735S	IPD13X8-12/P-9-1,735SPJ	1735MMX13X0.9X8-12 ITPD 42	1	7
IPD13I6101735S	IPD13X6-10/P-9-1,735SPJ	1735MMX13X0.9X6-10 ITPD 42	1	7

Suitable for	Machine Type
1	Makita DPB180 / Makita 2107FK / Makita XBP02Z / Milwaukee Corded & M18 Deep Cut CBS125 / M18 Fuel 2729-22 / DeWalt DC3371N / DeWalt DWM120 / Aldi Workzone / Aldi Ferrex / Scheppach 240V / Bosch GCB 120 / Bosch GCB10-5
2	Metabo MBS 18LTX 2.5 / Metabo18V 613022850 / Makita DP13181Z / Dewalt DCS371N-XJ / Makita XPB01
3	Starrett S1005 /Bosch GCB / Hilti SB4-A22
4	Milwaukee HD18BS / Hikoki CB18DBL / Milwaukee M18 Fuel 2829 / Milwaukee M18 2629-20
5	782XL / 783XL / ABS105 / SN105XL / FLEX SBG 4910
6	Femi NG120 & NG120XL (1440) / Femi 784XL (1440) / Promac 349V & V2
7	NG160 / 785XL

FEATURES & BENEFITS

- High-Quality HSS Edge
- Integrated Multi-Edge and Split Chip Technologies for improved performance
- Patented technology allows for quicker and cleaner cuts
- Advanced design prolongs the life of the blade, reducing replacement frequency
- Suitable for a wide range of cutting applications

APPLICATIONS

- Electrical Conduit, Armor Cable, and PVC
- Strut, Structural, and Threaded Rod
- Pipes, Tubes, and Tubing
- Stainless Steel, Cast Iron and Non-Ferrous Metals
- Machinable and Solid Metals

WATCH IN ACTION





STARRNET

SERVICES & SUPPORT

StarrNET is the new online ordering portal for our partners. We're delivering the same Customer Service, but with an improved ordering process. Our online portal provides the convenience and efficiency of being able to place an order or check stock, any time and any place.

StarrNET brings a wide range of benefits and time saving options to our customers:

- Real time 'traffic light' stock status
- Shopping cart interface
- CSV and TXT file ordering facility
- Quick re-order facility
- Full MTS Catalogue
- E-Invoicing
- NET pricing
- Portal available 24/7, 365 days a year
- Instant ordering
- Order History
- Dispatch information

For further information or to register, please contact our Customer Services team on 01835 863501 or email sales@starrett.co.uk, where a representative will be happy to help.

Start using StarrNET now!

Want to know more? **www.starrett.co.uk**

Technical Support

Got a question?

Our Technical Support team are on hand to help customers and end users with any questions or queries they have regarding our products or their applications.

Phone: **01835 866205**
Email: **sawsupport@starrett.co.uk**

Product Training

We can provide a full range of product training to customers and their teams, either online or in person.

For further information or to discuss requirements contact us on:
Phone: **01835 866205**
Email: **sawsupport@starrett.co.uk**

Technical Queries

Appointments to speak to a technical expert can be made **via our Cutting Solutions Service**. You can book a slot to speak to a member of our team on a day and time that suits you.



Starrett®

The L.S. Starrett Company Ltd. Oxnam Road, Jedburgh, TD8 6LR
Tel.: +44 (0)1835 863501 | sales@starrett.co.uk | www.starrett.co.uk

The L.S. Starrett Company Nottingham
8 Easter Park, Lenton Lane, Lenton, Nottingham, NG7 2PX

The L.S. Starrett Company Carrickfergus
13A Kilroot Park, Carrickfergus, BT38 7PR

Catalogue 60.E - Bandsaw Blades - August 2024
Information subject to change without notice - Images for illustration only