COOPER Bussmann

¼" x 1 ¼" Glass Tube Fuses

TDC10 Series (Fast-Acting) & TDC11 Series (Time-Delay)

Description

- TDC10 Series fast-acting
- TDC11 Series time-delay
- Lead free and RoHS compliant
- ¼" x 1 ¼" physical size
- Glass tube, electroplated brass endcap construction
- Interrupting rating equals 10 times rated current
- TDC10 Series designed to British Standard BS2950A



Ordering

Specify part number and product code prefix,
e.g.: BK/TDC10-20-R

Dimensions - mm

Drawing Not to Scale

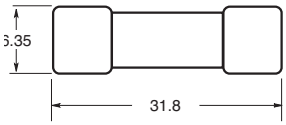

FAST-ACTING TDC10 SERIES SPECIFICATIONS

Part Number	Amps	Voltage Rating (Vac)	Interrupting Rating (amps @ rated voltage) *							
			1000V	750V	500V	350V	250V	150V	100V	32V
TDC10-50-R	50mA	1000	500mA	—	—	—	—	—	—	—
TDC10-60-R	60mA	1000	600mA	—	—	—	—	—	—	—
TDC10-100-R	100mA	1000	1	—	—	—	—	—	—	—
TDC10-150-R	150mA	1000	1.5	—	—	—	—	—	—	—
TDC10-250-R	250mA	1000	2.5	—	—	—	—	—	—	—
TDC10-500-R	500mA	750	—	5	—	—	—	—	—	—
TDC10-750-R	750mA	500	—	—	7.5	—	—	—	—	—
TDC10-1-R	1	350	—	—	—	10	—	—	—	—
TDC10-1.5-R	1.5	250	—	—	—	—	15	—	—	—
TDC10-2-R	2	250	—	—	—	—	20	—	—	—
TDC10-3-R	3	250	—	—	—	—	30	—	—	—
TDC10-5-R	5	250	—	—	—	—	50	—	—	—
TDC10-7-R	7	150	—	—	—	—	—	70	—	—
TDC10-10-R	10	100	—	—	—	—	—	—	100	—
TDC10-12-R	12	32	—	—	—	—	—	—	—	120
TDC10-15-R	15	32	—	—	—	—	—	—	—	150
TDC10-20-R	20	32	—	—	—	—	—	—	—	200
TDC10-25-R	25	32	—	—	—	—	—	—	—	250

TIME-DELAY TDC11 SERIES SPECIFICATIONS

Part Number	Amps	Voltage Rating (Vac)	Interrupting Rating (amps @ rated voltage) *						
			1000V	750V	500V	350V	250V	150V	100V
TDC11-50-R	50mA	1000	500mA	—	—	—	—	—	—
TDC11-60-R	60mA	1000	600mA	—	—	—	—	—	—
TDC11-100-R	100mA	1000	1	—	—	—	—	—	—
TDC11-150-R	150mA	1000	1.5	—	—	—	—	—	—
TDC11-250-R	250mA	1000	2.5	—	—	—	—	—	—
TDC11-500-R	500mA	750	—	5	—	—	—	—	—
TDC11-750-R	750mA	500	—	—	7.5	—	—	—	—
TDC11-1-R	1	350	—	—	—	10	—	—	—
TDC11-1.5-R	1.5	250	—	—	—	—	15	—	—
TDC11-2-R	2	250	—	—	—	—	20	—	—
TDC11-3-R	3	250	—	—	—	—	30	—	—
TDC11-5-R	5	250	—	—	—	—	50	—	—
TDC11-7-R	7	150	—	—	—	—	—	70	—
TDC11-10-R	10	100	—	—	—	—	—	—	100

* Interrupting Rating: Interrupting rating is 10 times the rated current.
** DC Cold Resistance (Measured at <10% of rated current)

Time-Current Curves

TDC10 Series

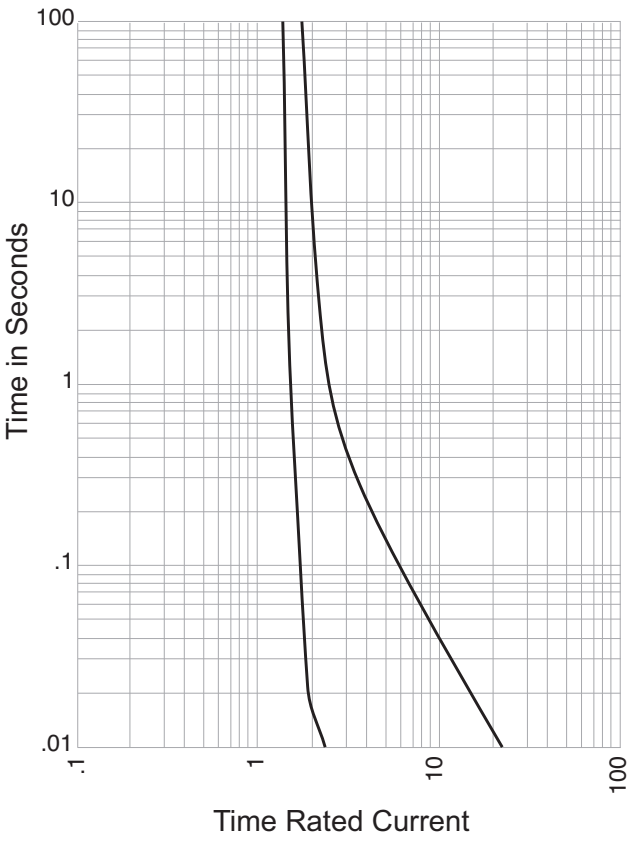

TDC11 Series

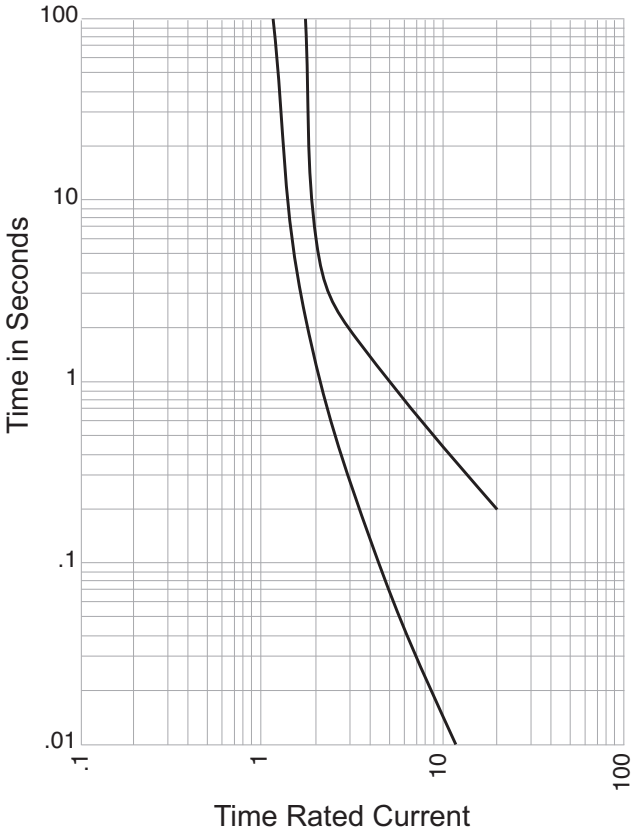

Packaging Code	
Packaging Prefix	**Description**
BK	100 fuses packed into a cardboard carton
BK1	1000 fuses packed into a cardboard carton

The only controlled copy of this Data Sheet is the electronic read-only version located on the Cooper Bussmann Network Drive. All other copies of this document are by definition uncontrolled. This bulletin is intended to clearly present comprehensive product data and provide technical information that will help the end user with design applications. Cooper Bussmann reserves the right, without notice, to change design or construction of any products and to discontinue or limit distribution of any products. Cooper Bussmann also reserves the right to change or update, without notice, any technical information contained in this bulletin. Once a product has been selected, it should be tested by the user in all possible applications.

'2013 Cooper Bussmann
www.cooperbussmann.com