AMETEK®
ULTRA PRECISION TECHNOLOGIES

Solartron Metrology
Precision Driven

Optimum Series

Narrow bodied high performance displacement sensors



Description

The Optimum Series of LVDT sensors is an ideal choice for process control and research applications. The free core variants are designed for precise linear positioning and measurement of moving parts where zero friction and hysteresis is required within a restricted space.

The free core version is available with an optional lightweight core for mounting on to small, rapidly moving structures without affecting their performance and integrity, which is important in some control applications.

A version of a lightweight core with a 1.9 mm diameter is available which improves core to bore clearance, making alignment easier. A light titanium core carrier can be supplied on request.

The optimum is also available as a guided product and with universal joints either as an LVDT or digital product for use in applications where it is not possible to mount the core and carrier on the moving part.

Features

Good measurement range to body length ratio
Small body diameter
Larger radial bore clearance
Rugged construction
High temperature (200 °C) available on request
High pressure (vented case) available

Technical Specification

Generic Product Types

LVDT	OP1.5	OP6	OP10	OP12.5	OP25
Digital Output (Orbit)	DO3	DO12	DO20	DO25	DO50

Measurement

Measurement Range LVDT (mm)	±1.5	±6	±10	±12.5	±25
Measurement Range ORBIT (mm)	3	12	20	25	50
Linearity (% FSO)	<0.25	<0.25	<0.25	<0.25	<0.25
Resolution µm (Note 1)	<0.10	<0.10	<0.10	<0.20	<0.40
Pre-travel ±0.5 mm (Guided Versions only)	1.78	1.53	1.53	2.33	2.10
Post Travel ±0.5 mm (Guided Versions only)	1.20	1.67	1.67	2.47	2.30
Temperature Coefficients (%FSO/°C) LVDT	<0.05	<0.05	<0.05	<0.05	<0.05
Temperature Coefficients (%FSO/°C) DC/4-20mA	<0.07	<0.07	<0.07	<0.07	<0.07
Tip Force ±20% (Horizontal at middle of range) N	0.66	0.94	0.94	0.93	0.50

Mechanical

Nominal Mass (g) LVDT	7	12	12	20	20
Nominal Mass of Core (g)	1.5	2.5	2.0	3.5	4.0
Body diameter (mm)	9.52				
Case material	400 Series Stainless Steel				
Core material	Nickel Iron				
Cable Standard Type/Length (m) (Note 2)	F.E.P. / 3 Style A or B				

Electrical Interface (LVDT)

Energising Voltage (Vrms) at 5 kHz	1-5				
Energising Current at 5kHz (mA/V)	6.0	4.5	3.2 (3)	7.0	1.25
Sensitivity at 5kHz ±5% mv/V/mm	108	78	85 (3)	67	25

Electrical Interface (ORBIT)

Bandwidth	Up to 460 Hz (selectable)
Output	Solartron Orbit
Power (VDC)	5±0.25 @ 0.06A
Sealing (Orbit Module)	IP43

Environment

Operating Temperature (°C)	-40 to +150
Storage Temperature (°C)	-40 to +150
Sealing	Splash Proof

Note 1: Resolution specification is only applicable to ORBIT digital transducers.
The resolution of LVDT transducers is effectively infinite and is only limited by the conditioning electronics

Note 2: Cable Style A comprises of individual twisted cores , Style B comprises a sheathed and screened cable

Note 3: OP10 at 20 kHz

OP Series Dimensions

Free Core

Type	A	B	C (at Null)
OP1.5	20.60	11.00	4.80
OP6	46.50	28.40	9.05
OP10	46.50	20.40	13.05
OP12.5	83.50	50.80	16.35
OP25	83.50	26.00	28.75

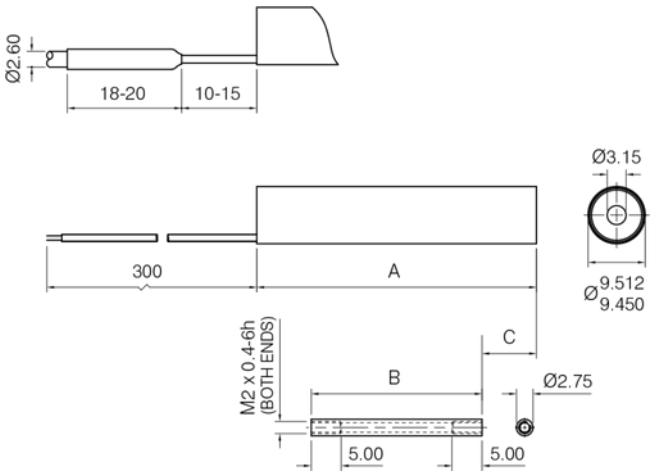

Guided Core & Universal Joints

Type	A	B (at Null)
OP1.5	20.60	14.00
OP6	46.50	20.90
OP10	46.50	29.40
OP12.5	83.50	31.50
OP25	83.50	48.65

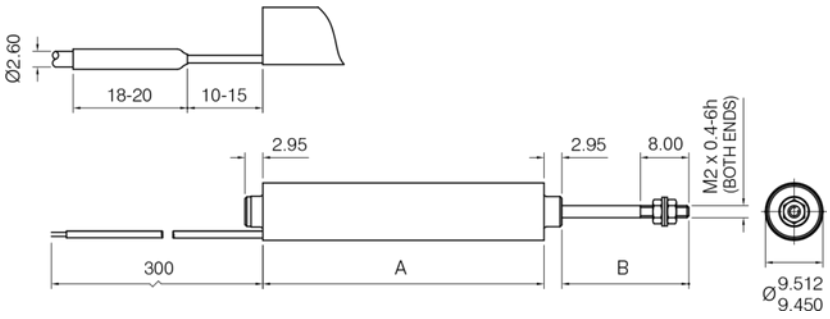

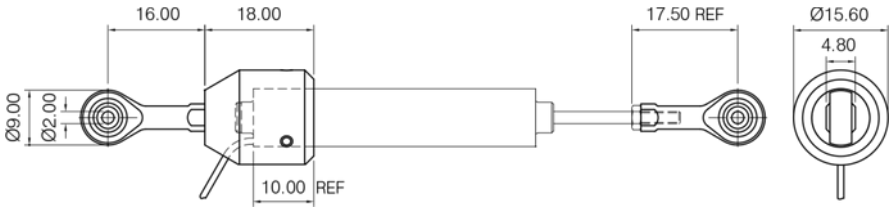

For 3D drawings, please contact sales.solartronmetrology@ametek.co.uk

United Kingdom - Head Office
Solartron Metrology
Steyning Way
Bognor Regis
West Sussex
PO22 9ST
Tel: +44 (0) 1243 833333
Fax: +44 (0) 1243 833322
Sales.solartronmetrology@ametek.com

France
Solartron Metrology
Rond-point de l'Espine des Champs
Buroplus - Bat. D
Elancourt 78990
Tel: +33 (0)1 30 68 89 50
Fax: +33 (0)1 30 68 89 59
france.solartronmetrology@ametek.com

Germany
Ametek GmbH
Solartron Metrology Division
Rudolf-Diesel-Strasse 16
40670 Meerbusch
Tel: +49 (0) 2159 9136 500
Fax: +49 (0) 2159 9136 505
vertrieb.solartron@ametek.de

Brazil
Ametek do Brasil, Ltda
Rod. Eng Ermenio de Oliveira Penteado, Km 57, SP75
Bairro Tombadouro
13337-300, Indaiatuba, SP, Brazil
Tel: +55 19 2107 4126

India
Ametek Instruments India Private Limited
1st Floor, Left Wing
Prestige Featherlite Tech Park
Plot #148, EPIP II Phase
Whitefield, Bengaluru 560 066
Karnataka, India
Tel: +91 80 6782 3200
Fax: +91 80 6782 3232

USA
Solartron Metrology
USA Central Sales Office
915 N.New Hope Road, Suite C
Gastonia, NC 28054
Tel: +1 800 873 5838
Fax: +1 704 868 8466
usasales.solartronmetrology@ametek.com

China
AMETEK Commercial Enterprise (Shanghai) Co. Ltd
No. 155 Puhui Road
Ju Ting Economic Development Zone
Shanghai 200131, China
Tel: +86 21 5763 2509
Fax: +86 21 5866 0969 Ext. 261/262
china.solartronmetrology@ametek.com

Solartron Metrology
Precision Driven

Offices worldwide
Agent and distributor details
available at
www.solartronmetrology.com

Q09540

Solartron pursues a policy of continuous development. Specifications in this document may therefore be changed without notice.

AMETEK®
ULTRA PRECISION TECHNOLOGIES

Precision. Quality. Reliability

www.solartronmetrology.com • sales.solartronmetrology@ametek.com