LASCAR electronics

PRODUCT GUIDE



Display Solutions

Accelerate your design.

Off the shelf hardware and intuitive design software for rapid development of your next display project.

Software solutions

From background images to text elements, analogue style meters, touch screen navigation, complex logic statements, serial communications, data logging, trend graphs and maths functionality, PanelPilotACE Design Studio software allows users to build multi-screen interfaces without writing a line of code.

PanelPilotACE Design Studio



Design Studio includes a library of meters, buttons and switches. You can also create your own content by combining behaviour and graphical elements.

Download PanelPilotACE Design Studio from: www.lascarelectronics.com/software/panelpilotace

Code-free development of advanced display applications

Hardware elements are dragged from the library into a function builder where associations with graphical elements (such as a needle on a meter) can be defined. Set scaling for analogue inputs, define alarm triggers and behaviours for digital I/O.



Design Studio includes a 'Preview in Emulator' function which emulates the hardware inputs/ outputs allowing you to test projects prior to upload. Projects are uploaded to the PanelPilotACE display via USB.



PanelPilotACE University

The PanelPilotACE University has a multitude of resources to make your programming experience as quick and efficient as possible, from How To Guides and Frequently Asked Questions to an ever growing number of pre-configured ACE Templates and an Icon and Graphic Library.



www.lascarelectronics.com/panelpilotace-university



SGD 70-A

SGD 43-A

Hardware solutions

4.3" & 7" displays with analogue, digital, PWM, serial interfaces, CANBUS and ethernet connectivity

The SGD 43-A and SGD 70-A are the first in a range of PanelPilotACE compatible displays and panel meters designed specifically to run projects created in the PanelPilotACE Design Studio. Both displays feature capacitive touch screens and a wealth of hardware interfaces including four 16-bit bipolar analogue inputs, eight digital input/output pins, two alarm outputs, four PWM outputs, RS232 and RS485 comms, CANBUS and ethernet connectivity.

Specifications

	SGD 43-A	SGD 70-A
Display	4.3" TFT with 262k colours	7.0" TFT with 16.7M colours
Touch screen	Capacitive touch screen	Capacitive touch screen
Resolution	480 x 272px	1024 x 600px
Processor	Freescale i.MX283 (454MHz, 32bit, ARM 9)	Freescale i.MX6XSolo (ARM Cortex A9 @800MHz & Cortex M4 @227MHz)
Operating temperature	0 to 40°C (32 to 104°F)	0 to 40°C (32 to 104°F)
Supply	5 to 30V d.c. (300mA typical at 5V d.c.)	5 to 30V d.c. (500mA typical at 5V d.c.)
Outside dimensions	119 x 80 x 20mm (4.69 x 3.14 x 0.78")	186 x 122 x 21mm (7.3" x 4.3" x 0.8")



SGD 70-A-DK+

SGD 43-A-DK+

Development kits

Get your project off the ground quickly with a choice of two development kits. No need to create your own wiring loom and test rig. SGD 43-A-DK+ and SGD 70-A DK+ are the best choice if you are starting to develop on the PanelPilotACE platform. They include all you need to begin: a PanelPilotACE display module, a development board and a USB cable. The board itself provides switches, dials, LEDs and screw terminal connections for all the input and output functionality of your PanelPilotACE.



EL-SGD 43-ATP

EL-SGD 70-ATP

4-Channel data logging kits

EL-SGD 43-ATP and EL-SGD 70-ATP are four-channel temperature data loggers based on PanelPilotACE technology. Both the 4.3" and 7" panel mounted display modules include a four-channel thermistor temperature board and four compatible temperature probes. Both displays are pre-loaded with an advanced logging application which shows real-time readings for all four temperature channels, live trend graphs and access to a suite of real-time data analysis information. The loggers can store up to 100,000 readings per channel at sample rates from 5 seconds to 12 hours.

PanelPilotACE

PanelPilotACE add-on boards





▲ S43-TP

S43-RS485

Compatible with the 4.3" PanelPilotACE display module (SGD 43-A), the S43-RS485 mounts on its rear and provides a 3-wire RS485 interface as well as an optional 120Ω terminator.

The software currently supports ASCII based serial communication as well as the MODBUS (RTU) protocol. More protocols are being added on a regular basis. Please check www.lascarelectronics.com/panelpilot for details.

The SGD 70-A comes with integral RS485 connectivity, so no add-on board is required for that unit.

S43-TP & S70-TP

The S43-TP and S70-TP mount onto the rear of the 4.3" and 7" PanelPilotACE displays providing up to four thermistor inputs which can then be utilised within the free PanelPilotACE Design Studio software to measure, display, log and graph temperature readings.

Each S43-TP and S70-TP is supplied with a 1m thermistor probe fitted with a 3.5mm socket and featuring a potted metal sheath.

Displays & accessories



SGD 43-A
4.3" Display with analogue, digital, PWM and serial interfaces



SGD 70-A
7" Display with analogue, Digital, PWM and serial interfaces



SGD 43-A DK+
Development kit for SGD 43-A



SGD 70-A DK+
Development kit for SGD 70-A



EL-SGD 43-ATP
4.3" four-channel temperature data logger



EL-SGD 70-ATP
7" four-channel temperature data logger



S43-RS485
Add-on board allowing RS485 comms for SGD 43-A



S43-TP
Four-channel thermistor add-on board for SGD 43-A



S70-TP
Four-channel thermistor add-on board for SGD 70-A

Create your new application in 5 easy steps

The suite of tools available in the Design Studio and the sleek design of the displays themselves makes the PanelPilotACE platform a great choice whether you're developing an interactive public display, a control unit for an industrial application or anything in between.



1. Design your interface

Add graphical elements to create a unique looking project with navigation, animation and images.

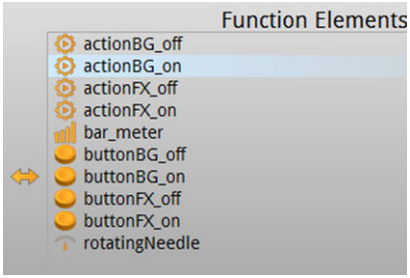

2. Configure your hardware

Assign behaviours to the graphical elements to interface with the hardware inputs and outputs.

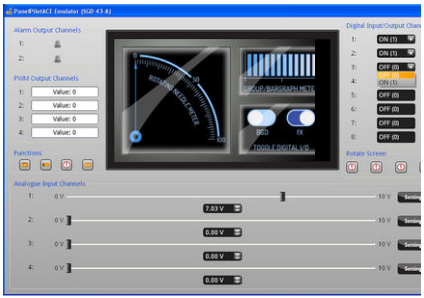

3. Emulate in the software

Test your project in software to see the graphical and hardware elements working together.

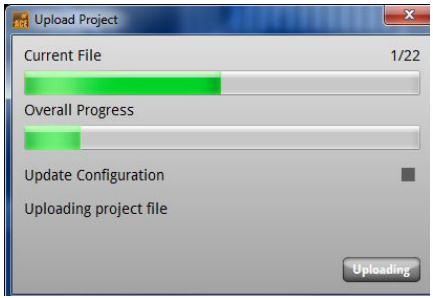

4. Upload to your display

Connect your display via USB and upload your project.



5. Mount, connect and complete

Fix in your panel and wire to the display using screw terminals and dual-in-line pins. Your PanelPilotACE is now ready to use.

PanelPilotACE


ROTATING NEEDLE METER
GROUP BARGRAPH METER
FX
BGD
TOGGLE DIGITAL I/O
BASS
TREBLE
GAIN
VOLUME
MIDI
MONITOR
INPUT
WATER LEVEL INDICATOR
DIST 1
DIST 2
DIST 3
ACE COLA
ACE ORANGE
ACE LIME
PUSH TO OPEN
PLEASE INSERT COINS
RESET
100%
67%
LOCKED
25.0°C
-40.0°C
32.7°C
19.2°C
ANALOGUE INPUT 1
ANALOGUE INPUT 2
ANALOGUE INPUT 3
ANALOGUE INPUT 4
WAREHOUSE
FACTORY
LIVE 22.3°C
SET 22.5°C
LIVE 25.2°C
SET 25.1°C
REACTOR ROOM 1
5.00 V
LABEL 1
5.00 A
LABEL 2
25.00 W
ALARM SETPOINT
25.00 W
ALARM
562.8
90°C
15231.1
TELEMETRY
2.4°C



Custom Design Service

If you're really under pressure to finish a design, why not make use of Lascar's Custom Design Service for PanelPilotACE to deliver your solution?

Provide us with a description of your display requirements and we can complete the design for you. Forget months of coding and an enormous development bill. Lascar's unique PanelPilotACE software turns months of work into weeks, days or even hours giving you the quickest route to your new display at a fraction of the cost of typical custom design.



Our PanelPilot B and M ranges are unique Windows based software platforms that allows users to configure and customise a range of Lascar compatible displays with the simple click of a mouse.

Connect the display to the computer via a USB cable and select a display configuration from a choice of various analogue, digital and bar graph meter styles. Then choose your own display colours, text labels and scaling options. Once all selections have been made using this simple click-through software, save the custom configuration and upload it to the display.

PanelPilot B



▲ SGD 21-B

B-Series

Low-cost configurable E Ink displays

Lascar's SGD 21-B is a low-cost, ultra low-power single channel voltmeter with a sleek monochrome E Ink dot-matrix display. Using Lascar's simple PanelPilot software platform, choose from a selection of analogue and digital voltmeter apps and customise labels, scaling and alarms for your own specific application.



Create your application in 4 easy steps

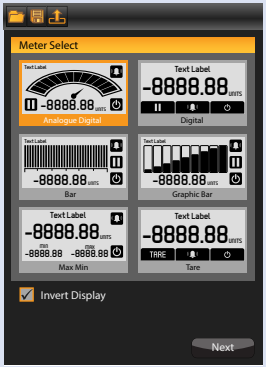

1. Application Selection

Choose from 6 popular configurations including analogue and bar graph styles.

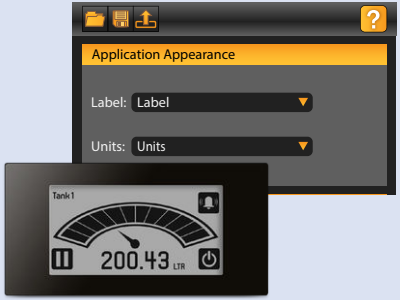

2. Appearance

Select colour style, either black on white or inverted, add custom text labels and select custom scaling options.



3. Splash Screen

Select an image of your choice, such as a logo, that can be set-up to appear on power-up.

4. Set-up is complete

Connect your display to the PC and upload your configuration.



PanelPilot B



SGD 24-M
SGD 24-M-IP
SGD 24-M420
SGD 24-M-IP420

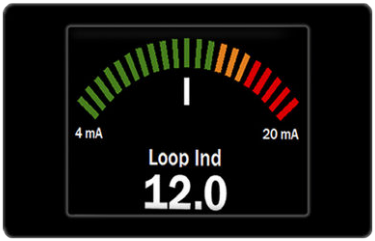

SGD 28-M
SGD 28-M420

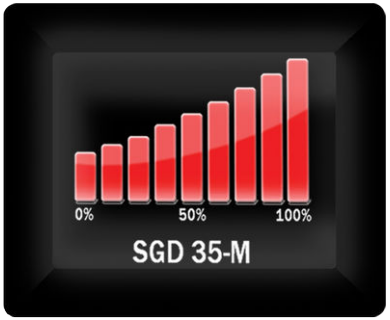

SGD 35-M
SGD 35-M420

M-Series

Lascar's M Series range includes 8 low cost TFT displays with dual-analogue input, touch-screen, I2C and SPI capabilities and 0-40 VDC or 4-20mA options.

Connect any of the meters available to a PC and select an app from a wide range of meter styles including many touch screen options. Choose custom display colour, text labels and scaling options before saving and uploading your custom app to your display via USB.



Selection of available meter styles

Easy to use



1. Configurations

Choose from an ever-increasing library of configurations including analogue, digital and bar graph styles with single or dual analogue inputs.



2. Customisation

Colours and text labels are fully editable. Voltage input levels can also be set in software, removing the need for scaling resistors on input voltages up to 40Vd.c.



3. Start-up screen

On power-up a PanelPilot display can be set to show an image of your choice, such as a logo.



4. Upload & ready to go!

Connect your display to a PC and upload the configuration via USB. Your display configuration is now saved and can be added to your application. Reconfigure your display at any time.

Displays & accessories



SGD 24-M
2.4" PanelPilot compatible smart graphics display

SGD 24-M420
2.4" PanelPilot compatible 4-20mA display



SGD 24-M-IP
2.4" waterproof current loop indicator PanelPilot compatible display

SGD 24-M-IP420
2.4" waterproof PanelPilot compatible 4-20mA display



SGD 28-M
2.8" PanelPilot compatible smart graphics display

SGD 28-M420
2.8" PanelPilot compatible 4-20mA display



SGD 35-M
3.5" PanelPilot compatible smart graphics display

SGD 35-M420
3.5" PanelPilot compatible 4-20mA display



SGD ADPT-420
Dual channel 4-20mA isolation module for PanelPilot compatible displays



SGD ADPT-TC
Thermocouple conditioning module for PanelPilot compatible displays

PanelPilot M

Panel Instruments

Lascar has an extensive range of LCD and LED voltmeters, 4-20mA indicators, temperature indicators, data displays and graphics modules for use in sensors, process and test & measurement applications.



SP5 & SP Series
Low profile, splashproof displays

The SP5 Series includes 3-digit, 2-wire signal powered voltmeters, and a 128 x 64 pixel graphic dot matrix display.

The SP Series voltmeters are available in LCD and LED format with 12-pin modules. 9-pin versions are lower cost, easier to use and more suited to new designs. All modules are splashproof protected from the front when fitted with the rubber seal supplied.





SP 5-GFX-1
128 x 64 pixel graphic dot matrix display with splashproof protection



SP 5-1200-BL / SP 5-1200-40
3 digit 4-25V or 4-40V signal powered meters with screw terminals and splashproof protection



SP 300
3½ digit 200mV LED voltmeter, 9 pin



SP 100
3½ digit 200mVd.c LED voltmeter, 12 pin



SP 200
200mVd.c. full scale, LED backlit, 12 pin DIL connection



SP 300-BLUE
3½ digit 200mV blue LED voltmeter



SP 400-BLUE
3½ digit 200mV blue backlit LCD voltmeter



SP 400
3½ digit 200mV backlit LCD voltmeter, 9 pin





EM Series
Round hole fitting

EM Series meters are fitted with a threaded stud which allows mounting through a 5.5 mm hole. A rubber seal (supplied) provides splashproof protection when fitted between the meter and the mounting panel.



EMV 1125
200mVd.c. full scale, round hole mounted, wire connections



EMC 1500
Elapsed hour LCD digital panel meter



EMT 1900
Internal NTC thermistor LCD thermometer with external thermistor option



EMV 1200 / EMV 1200-40
3 digit, 4-25V or 4-40V signal powered LCD digital panel meters



EMA 1710
Analogue style 1V LCD voltmeter



EMV 1025S-01
200mV full scale, round hole mounted, wire connections

EM32 Series
Round hole fitting with waterproof option

The waterproof EM32 Series is designed to be panel mounted with a 32.5 mm dia. cut-out. The metal bezel and rubber seal provide NEMA 4X/IP67 protection once the module is fitted into a panel and secured with the nut provided. These products are designed so no soldering is required.



EM32-1B
Waterproof, 3½ digit, 200mV LCD voltmeter



EM32-1B-LED
Waterproof, 3½ digit, 200mV LED voltmeter



EM32-1900
Waterproof, 3½ digit, LCD thermometer



NTC Probe-1900
10K NTC thermistor probe for use with EM32-1900 and EMT 1900





Large displays with waterproof options

This range of LCD and LED instruments includes 3½ digit, ±200 mVd.c. full scale reading LCD voltmeters, a 500 Va.c. voltmeter, a 4-20 mA loop powered meter and LED voltmeter. Optional NEMA 4X rated alloy bezels fit all meters.



DPM 742-BL
4-20 mA loop powered, LED backlit, bezel mounted



DPM 750S-BL
200mVd.c. full scale, LED backlit, annunciators, bandgap reference, bezel mounted



DPM 942-BL
4-20 mA loop powered, LED backlit, bezel mounted



DPM 950 / DPM 950S
200mVd.c. full scale, LED backlit, bezel mounted. Single rail option (DPM 950S)



DPM 959B
3½ digit LED voltmeter



DPM 970
500 Va.c. full scale, LED backlit, digital hold, bezel mounted



BEZ 700 IP
Optional NEMA 4X bezel for 700 Series products



BEZ 900-IP
Optional NEMA 4X bezel for 900 Series products

Snap-in sub-miniature digital panel meters

A range of snap-in, sub-miniature digital panel instruments with LED backlighting for low light conditions and single or dual rail operations for ease of use. LED and 4-20mA versions of the range are also available.



DPM 1AS-BL
200mVd.c. full scale, LED backlit, snap-in



DPM 2AS-BL
200mVd.c. full scale, LED backlit, snap-in



DPM 3AS-BL
200mVd.c. full scale, LED backlit, snap-in



DPM 340
200mVd.c. full scale, snap-in LED



DPM 342
4-20mA loop powered, LED backlit, snap-in





Low cost voltmeters for OEMs

The V 1, V 125 and V 600 modules are very low cost, 3½ digit LCD displays with 7-12 Vd.c. operation, a ±200 mVd.c. full scale reading and typical accuracy of 0.25% V (±3 counts). Each product is supplied with a mounting bezel and is available individually or in packs of 10 for even greater savings.



V 1 / V 1 PK OF TEN
200mVd.c. full scale, bezel mounted



V 125 / V 125 PK OF TEN
200mVd.c. full scale, bezel mounted



V 600 / V 600 PK OF TEN
200mVd.c. full scale, bezel mounted



OEM-1B
200mVd.c. full scale, LCD, component style



OEM 1B-LED
200mVd.c. full scale, LED, component style

Indicators red/green status

Ideal for go-stop applications. During standard operation the backlight is green. As a reading moves outside programmable thresholds, the backlight turns red.



DPM 942-FPSI
4-20mA loop meter with programmable backlighting



DPM 950S-FPSI
3½ digit LCD voltmeter with programmable backlighting

LCD displays for low light conditions

Enhanced black LCD with white LED backlighting ensures excellent readability in low light conditions. Three sizes available.



SP 400-EB-W
3½ digit LCD voltmeter module with white backlighting



DPM 750S-EB-W
3½ digit LCD voltmeter with white backlighting



DPM 950S-EB
3½ digit LCD voltmeter with white backlighting

LASCAR electronics

Bespoke Design

Lascar's 5 step approach from concept to production



Custom Design Service

Our belief is that good design can only happen when each step in the product development process is undertaken with due consideration of the others. By offering a 'one-stop' service encompassing all of these important steps, Lascar can manage the design process from conception to manufacture delivering final product that meets both your and your customer's needs.



Design



Prototype



Sourcing



Manufacture



Supply

EasyLog



Data Loggers

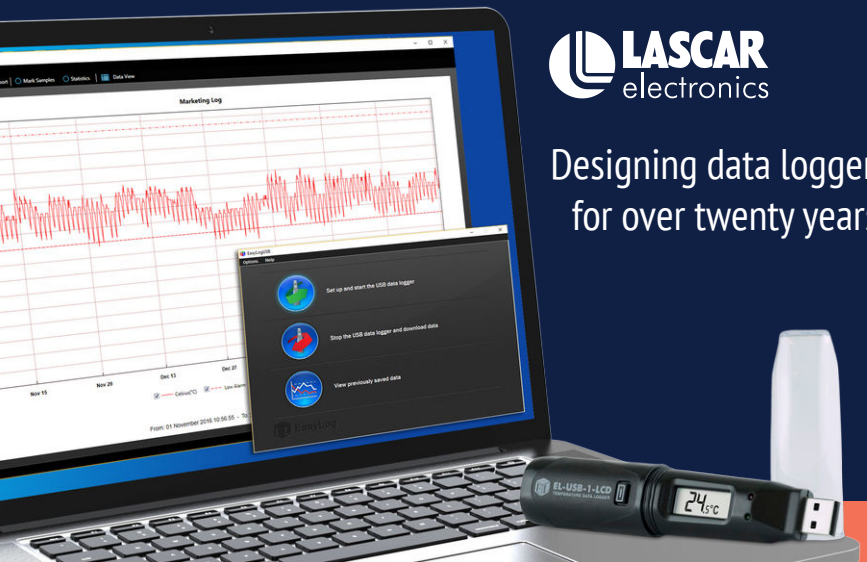

LASCAR electronics

Designing data loggers for over twenty years.

From its headquarters in the United Kingdom and its offices in the United States and Hong Kong, the company has sold over 1,000,000 data loggers to users across the globe in industries as diverse as vaccination monitoring, heating system installation, agricultural transportation and cement curing.

Today, Lascar offers over 70 data logging options, measuring multiple parameters and employing a wide range of standalone and remote technologies.



Lascar Electronics Ltd UK
Module House
Whiteparish, Wiltshire
SP5 2SJ
United Kingdom

Sales Tel: +44 (0)1794 884567
Sales Fax: +44 (0)1794 884616
Sales email: sales@lascar.co.uk
Skype: lascaruk

LASCAR electronics

www.lascarelectronics.com/panelpilot

Issue 2 04/2017