SERIES 1858 - SMALLEST DOUBLE-POLE ROCKER SWITCHES

TO 12 (4) A 250 V AC



PRODUCT FEATURES

- Non-illuminated rocker switch
- Powerful with inrush currents (capacitive) up to 100 A
- Immediately self-extinguishing due to UL 94 V-0 material
- Conformant acc. to EN 60065 par. 14.6

ON REQUEST

- Other colors
- Other printing variants
- Single-pole assembled
- Cable assembly

Mechanical life endurance		10E4
Operating force		≤ 5 N
Inrush current (capacitive)		100 A
Contact resistance (new condition)		< 100 mOhm (1 A 12 V DC)
Insulation resistance (new condition)		> 100 MOhm (500 V DC)
Voltage strength at 250 V		1 500 V function insulation / basic insulation 3 000 V reinforced insulation 500 V small contact distance
Proof tracking		250 PTI
Insulation spacing		acc. to EN 61058 for reinforced or double insulation
Protection type		IP 40
Ambient temperature		connection side -20 °C ... +100 °C actuating side -20 °C ... +55 °C
Flammability		UL 94 V-0 UL 94 V-2 (in the versions in white)
Heat and fire resistance		850 °C (category D)
Material	actuator housing connections	PA PA silver-plated
Plug force of the terminals		≤ 80 N
Approval marks		/ /
Suitable for appliances of protection class II		







SERIES 1858 - SMALLEST DOUBLE-POLE ROCKER SWITCHES

TO 12 (4) A 250 V AC



double-pole	Actuator color / printing	Housing color	10 (4) A 250 V AC 1E4	6 (4) A 250 V AC 5E4	12 A 250 V AC 1/2 HP	12 A 125 V AC 1/3 HP	Connection type	Connection description	Contact distance in mm	Contact material	EN 60335 cap. 30 conform "G"	Miscellaneous	Stock version
ON/OFF switch (DPST)													
1858.0103			●	●	●	●			≥ 3	Ag	●		●
1858.0104			●	●	●	●			≥ 3	Ag	●		●
1858.1102			●	●	●	●		4.8	≥ 3	Ag	●		●
1858.1103			●	●	●	●		4.8	≥ 3	Ag	●		●
1858.1104			●	●	●	●		4.8	≥ 3	Ag	●		
1858.1105			●	●	●	●		4.8	≥ 3	Ag		connection spacing 10	
1858.2202			●	●	●	●			≥ 3	Ag	●		●
1858.2204			●	●	●	●			≥ 3	Ag	●		
1858.4202			●	●	●	●			≥ 3	Ag	●		●
1858.4205			●	●	●	●			≥ 3	Ag	●		●
1858.5104			●	●	●	●			≥ 3	Ag	●	single-pole occupied	
1858.7204			●	●	●	●			≥ 3	Ag	●	single-pole occupied	
1858.9202			●	●	●	●			≥ 3	Ag	●	single-pole occupied	

Further information under

WWW.MARQUARDT.DE

SERIES 1858 - SMALLEST DOUBLE-POLE ROCKER SWITCHES

TO 12 (4) A 250 V AC



Basic type 1858
double-pole

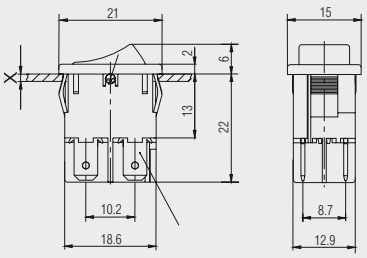

Quick-connect terminal 4.8

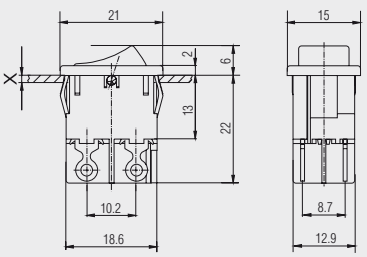

Solder terminal

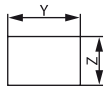

X = Wall thickness

X	Y	Z
0.75 ... 1.25	19.2 $^{-0.1}$	12.9 $^{+0.1}$
1.25 ... 2	19.4 $^{-0.1}$	12.9 $^{+0.1}$
2 ... 3	19.8 $^{-0.1}$	12.9 $^{+0.1}$

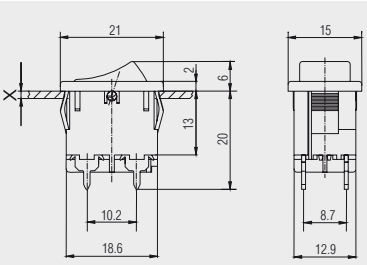

PCB terminal

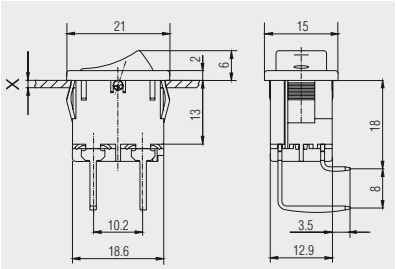

PCB terminal angled to
terminal side 1

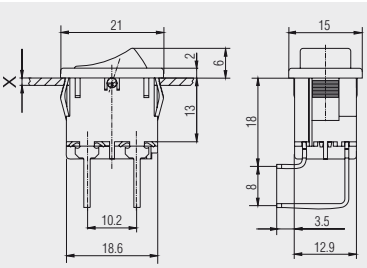

PCB terminal angled to
terminal side 2



Protection cap
203.089.011

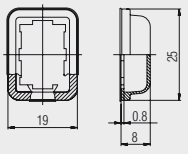

Transparent PVC-protection cap.
Serves as dust and water protection
of the actuation side.

APPROVAL MARKS

	ENEC 05 (KEMA)		UL (USA)
	ENEC 10 (VDE)		UL (USA + Canada)
	VDE		CSA (Canada)
			CSA (Canada + USA)

TERMINAL SYMBOLS

	Quick-connect terminal		Cable
	Solder terminal		Terminal strip
	Short solder terminal		Push-in terminal
	PCB terminal		Snap-in terminal
	PCB terminal angled to left		Cut terminal
	PCB terminal angled to right		Screw terminal
	Socket terminal		

ACTUATOR SYMBOLS

	Straight lever		Lever simulated roller with adjusting screw
	Lever simulated roller		Lever with adjusting screw and roller
	Lever with roller		Lever with cams
	Differential lever		Housing cams
	Spring lever		Pushbutton
	Spring lever bent		Rotary shaft
	Spring lever with molded spring cam		Standard actuator
	Lever with adjusting screw		Mushroom-shaped actuator

ABBREVIATIONS TECHNICAL DRAWINGS

ad	Adjustable	**OP**	Operating position
AN	Anode	**OP NC**	Operating position normally closed contact
BL	Block	**OP NO**	Operating position normally open contact
FH	Fixing hole, locating hole fixing pin	**OR**	On request
FI	Fields for function indicator	**RC**	Recommended cut-out
FP	Free position	**RL**	Reference level
FX	Fixing pin	**SH**	Snap-in hole
ju	Adjusted	**SL**	Symbol limit
MC	Marking cathode	**SP**	Solder pads
MF	Mounting frame	**ST**	Slide travel
MP	Measuring point	**SW**	Switching position
OFF	Off	**TH**	Terminal hole
off-range	Zero position	**tk**	Thick
OG	Operating range	**to**	Top
ON	On	**TP**	Total travel position

SWITCHING FREQUENCY (ABBREVIATIONS)

e.g. 5E4 switching cycles ≙ **50 000** switching cycles