Q6 series

Ø6 mm panel mount LED indicators



DISTINCTIVE FEATURES

3 mm colored diffused epoxy lens or 3 mm water clear super bright LEDs

Prominent, recessed and flush bezel styles

(2.0 x 0.5) solder lug terminals, pins or (200 mm long) wire terminations, other lengths available on request



ENVIRONMENTAL SPECIFICATIONS

- IP67 sealing option (EN60529)
- Operating & Storage Temperature Range:
  Rear plastic body: -30 °C to +65 °C (–22 °F to +149 °F)
  Rear epoxy body: -40 °C to +85 °C (–40 °F to +185 °F)

GENERAL SPECIFICATIONS

- Max Reverse Voltage: 5 V
- Viewing Angle: 30–100° (dependant on model)
- Life Expectancy: 100,000 hours
- Torque: 4 cNm
- Maximum panel thickness 7 mm
- Insulation resistance : 4,000 MΩ at 500 VDC

MATERIALS

- Plated brass bezel finished in bright chrome, black or satin grey and moulded polycarbonate rear body

MOUNTING

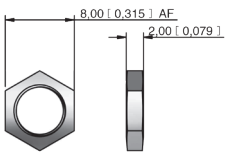

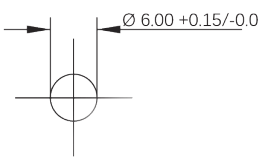

The company reserves the right to change specifications without notice.

All LED characteristics are dependent upon environmental conditions. Therefore published data should be considered nominal and subjet to variations.

Q6 series

Ø6 mm panel mount LED indicators

ELECTRICAL SPECIFICATIONS

STANDARD LED INTENSITY

LED COMPONENT SPECIFICATIONS			
	Prominent and Recessed	Flush	Forward Voltage
HE Red	40 mcd	10 mcd	2.0 V
Green	50 mcd	45 mcd	2.1 V
Yellow	30 mcd	100 mcd	2.1 V
Blue	1,200 mcd	100 mcd	3.8 V
White	1,200 mcd	160 mcd	3.8 V
Orange	60 mcd	10 mcd	2.0 V
Bi-color (Typical) (Red/Green)	20/15 mcd	10/8 mcd	2.0 V/2.2V
Bi-color - The color is changed by reversing the polarity of the supply voltage.			

SUPER BRIGHT LED INTENSITY

LED COMPONENT SPECIFICATIONS			
	Prominent and Recessed	Flush	Forward Voltage
HE Red	1,000 mcd	700 mcd	2.2 V
Green	1,200 mcd	2,000 mcd	3.5 V
Yellow	2,000 mcd	4,200 mcd	2.3 V
Blue	1,600mcd	200 mcd	3.3 V
White	1,200 mcd	1560 mcd	3.3 V
Orange	10,000 mcd	500 mcd	2.2 V

HYPER BRIGHT LED INTENSITY

LED COMPONENT SPECIFICATIONS			
	Prominent and Recessed	Flush	Forward Voltage
HE Red	5,800 mcd	600 mcd	2.1 V
Green	2,000 mcd	350 mcd	3.2 V
Yellow	1,200 mcd	2180 mcd	2.1 V
Orange	4,500 mcd	400 mcd	2.2 V

- The operating voltage must not be exceeded by more than 10% as this will result in reduced life expectancy
- Luminous intensity is measured at 20 mA on a discrete led unless otherwise stated.
- Luminous intensities and color shades of white LEDs may vary within a batch.
- Luminous intensity will be reduced with lower operating current.

Voltage	Operating Voltage (Min to Max)	Operating Current (Typical All Types)
02 (No Resistor)	1.8 to 3.3 VDC	20 mA max*
6 VDC	5.4 to 6.6 VDC	20 mA
12 VDC	10.8 to 13.2 VDC	20 mA
24 VDC	21.6 to 26.4 VDC	20 mA
28 VDC	25.2 to 30.8 VDC	20 mA

* Customer to supply resistor for desired operating current.

ADDITIONNAL INFORMATION ON LED COMPONENTS

- Recommended usage:
  - Standard: Homogenous light output that is good for indoor applications.
  - Hyper Bright: Homogenous light output that is good for outside viewing and is daylight visible.
  - Super Bright: A water clear LED that is good for long distance viewing and is daylight visible.

Q6 series

Ø6 mm panel mount LED indicators

BUILD YOUR PART NUMBER

Q

SERIES

MOUNTING HOLE

6	Ø6 mm

BEZEL STYLE

P	Prominent
R	Recessed
F	Flush

TERMINALS

1	Solder Lug/ Fastons (2.0 x 0.5)
2	Pins
3	Wires
4	Rear epoxy Pins
5	Rear epoxy Wires
6	Short body Pins
7	Short body Wires

BEZEL FINISH

C	Bright Chrome
B	Black
G	Satin Grey

TYPE OF ILLUMINATION

XX	Fixed Light
KK	Flashing Light (12 V – 28 VDC)
YY	Bi-color

LED COLOR

R	Red
G	Green
Y	Yellow
B	Blue
W	White
O	Orange
HR	Hyper Bright Red
HG	Hyper Bright Green
HY	Hyper Bright Yellow
HO	Hyper Bright Orange
SR	Super Bright Red
SG	Super Bright Green
SY	Super Bright Yellow
SB	Super Bright Blue
SW	Super Bright White
SO	Super Bright Orange
RG	Red/Green
RY	Red/Yellow
GY	Green/Yellow

VOLTAGE

02	no resistor*
06	6V DC
12	12 VDC
12A	12 VAC/DC
24	24 VDC
24A	24 VAC/DC
28	28 VDC
28A	28 VAC/DC

* please refer to the forward voltage in electrical specifications

SEALING

(Blank)	Unsealed
E	IP67

ABOUT THIS SERIES

Notice: please note that not all combinations of above numbers are available.

- Gold faston terminal denotes anode (+), silver terminal denotes cathode (-)
- Standard and Bi-Colour are provided in Standard wire length is 200mm, 24AWG UL1061, Red wire denotes anode (+), Black wire denotes cathode (-) for other lengths consult APEM.
- For LEDs with alternative voltages consult APEM
- Bi-color leds, by connecting the gold solder lug (+) one color is produced, by reversing the supply voltage another color is produced – bi-colors are available up to 28 V in DC only.
- Take care when soldering to the faston terminals (recommended solder temperature 300 °C - 3 sec)
- Body options 2, 4 and 6 are only available without integral resistor (02).
- Short body wires are only available up to 28 VDC.

Q6 series

Ø6 mm panel mount LED indicators

PROMINENT BEZEL



SOLDER LUG/FASTON

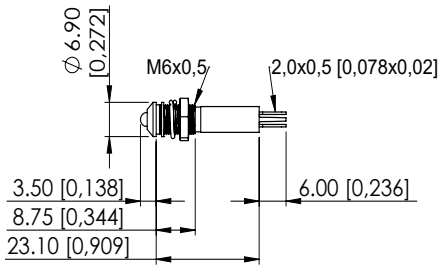

WIRES

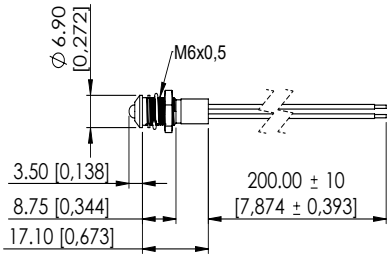

PINS

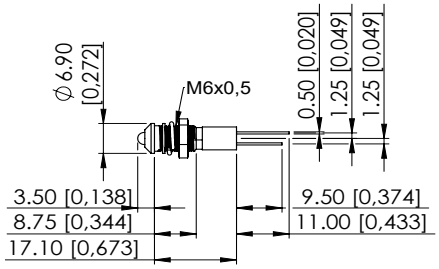

REAR EPOXY WIRES

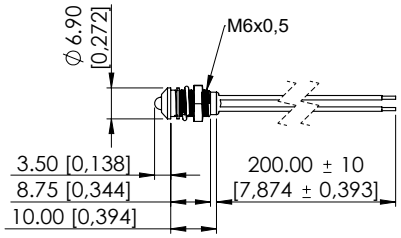

REAR EPOXY PINS

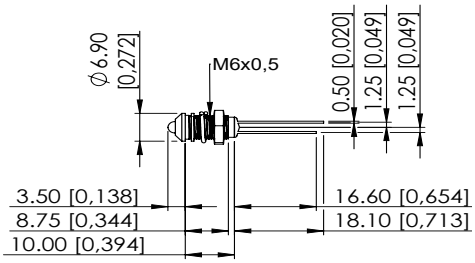

SHORT BODY WIRES

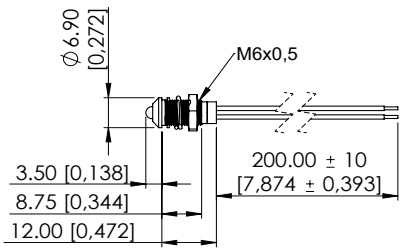

SHORT BODY PINS

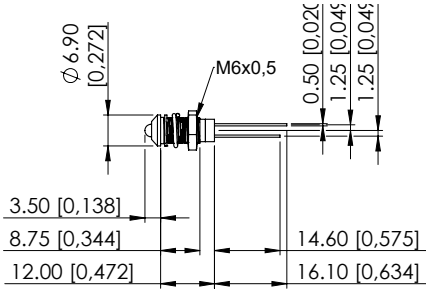

Q6 series

Ø6 mm panel mount LED indicators

FLUSH BEZEL



SOLDER LUG/FASTON

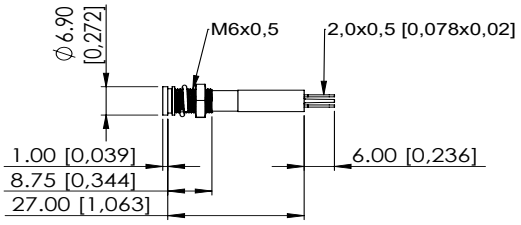

WIRES

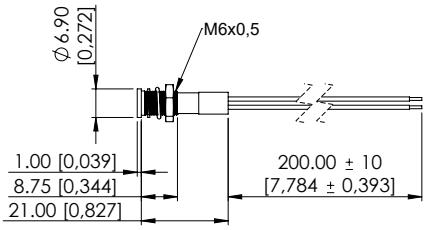

PINS

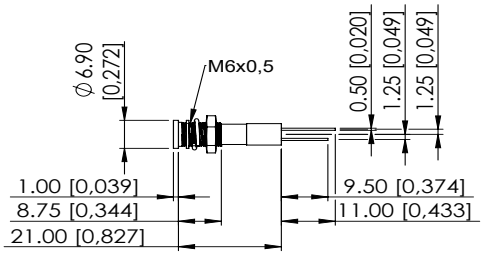

REAR EPOXY WIRES

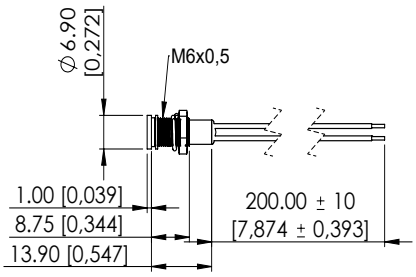

REAR EPOXY PINS

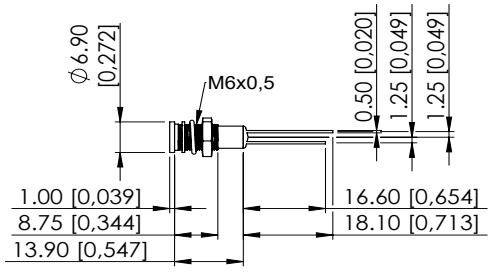

SHORT BODY WIRES

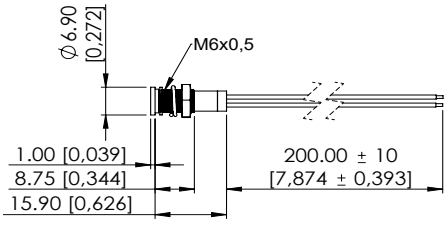

SHORT BODY PINS

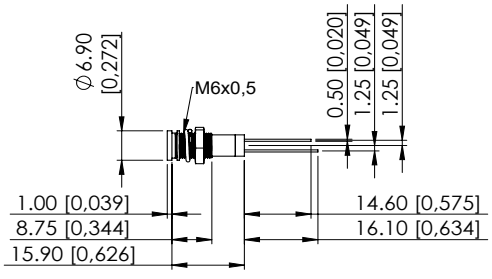

Q6 series

Ø6 mm panel mount LED indicators

RECESSED BEZEL



WIRES

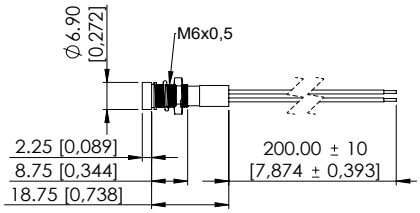

REAR EPOXY WIRES

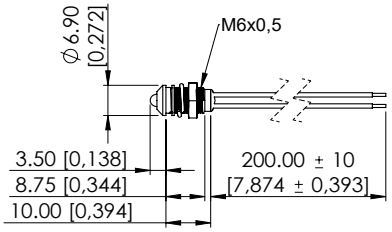

SHORT BODY WIRES

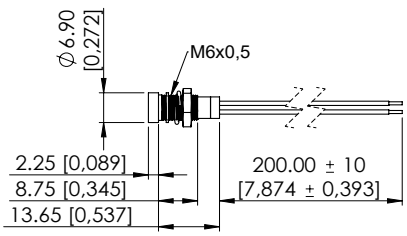

SOLDER LUG/FASTON

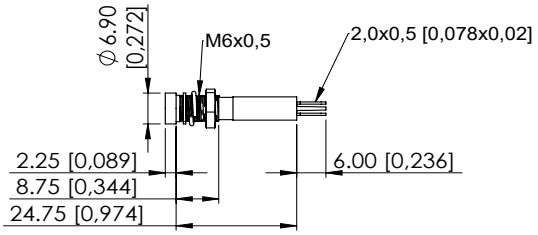

PINS

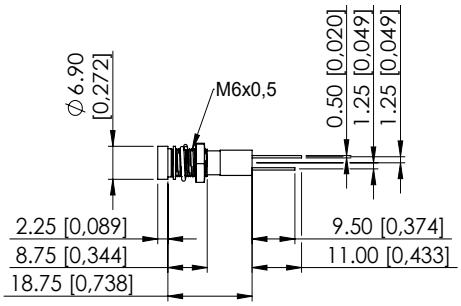

REAR EPOXY PINS

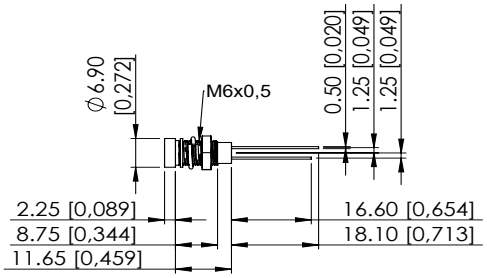

SHORT BODY PINS

