TP SERIES - WASHABLE SUBMINIATURE MOMENTARY PUSHBUTTON SWITCHES

C



FEATURES

- **Wave solderable.**
- **Fully sealed for process compatibility.**
- **Ultra-compact case size.**
- **Case color options - blue or black (with black actuator).**
- **SPST, SPDT, DPST & DPDT p.c. mounting models.**

SPECIFICATIONS

Contact ratings (resistive loads):	Gold plated brass: 0.4 Volt-Amps max. at 20 V max. Silver plated brass: 0.5 Amps at 48 V max.
Minimum load:	10 mA at 50 mV - 10µA at 5 VDC
Initial contact resistance:	50 milliohms maximum
Insulation resistance:	1000 megohms minimum at 500 VDC
Dielectric strength:	1000 V rms min. between terminals and frame. 500 V rms between terminals.
Electrical life:	60,000 cycles minimum at full load.
Operating temperature range:	-30°C to +85°C
Plunger travel:	'ON MOM' - .039" (1mm) 'OFF MOM' - .031" (0.8mm)
Washing:	Permissible with water, detergents and solvents.

MATERIALS

Contacts & Terminals:	Gold or silver plated brass
Actuator:	Polyamide (UL94V-O),glass filled
Bracket:	Tin plated steel
Case:	PBT (UL94V-O)
Terminal seal:	Epoxy

AGENCY LISTINGS

GAM T1 (military). Availability: consult factory for details of listed models.

Note: drawings show switches with 3 terminals (function 2). Function 3 switches have only 2 terminals. See switch cross-sections at end of section.

Straight p.c. terminals - gold plated brass contacts



SINGLE POLE MODEL NO.	CIRCUIT	
TP32P003000	ON	MOM
TP33P003000	OFF	MOM
DOUBLE POLE MODEL NO.	**CIRCUIT**	
TP42P003000	ON	MOM
TP43P003000	OFF	MOM
Handle position:	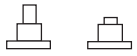	

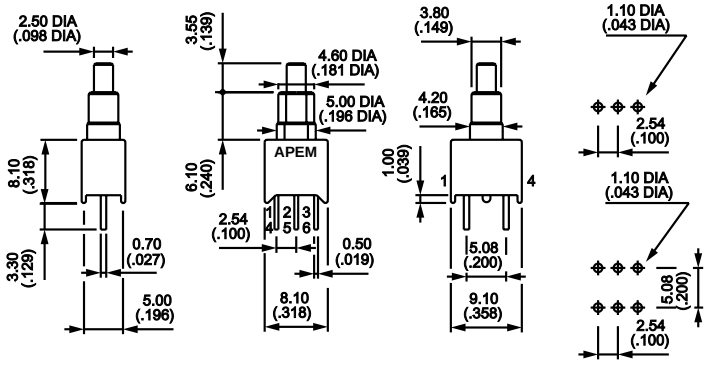

SP DP

SPECIFICATIONS SUBJECT TO CHANGE WITHOUT NOTICE

TP SERIES - WASHABLE SUBMINIATURE MOMENTARY PUSHBUTTON SWITCHES

SPECIFICATIONS SUBJECT TO CHANGE WITHOUT NOTICE

Straight p.c. terminals - bracket mounting - gold plated brass contacts



SINGLE POLE MODEL NO.	CIRCUIT	
TP32Y003050	ON	MOM
TP33Y003050	OFF	MOM
DOUBLE POLE MODEL NO.	**CIRCUIT**	
TP42Y003050	ON	MOM
TP43Y003050	OFF	MOM
Handle position:		

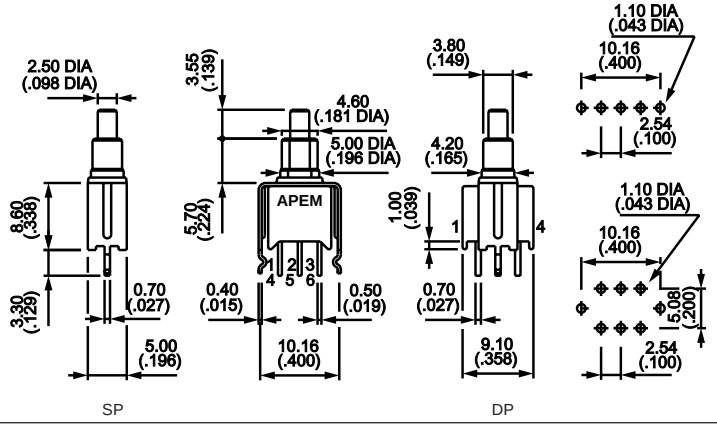

Horizontal right angle terminals - gold plated brass contacts



SINGLE POLE MODEL NO.	CIRCUIT	
TP32W003050	ON	MOM
TP33W003050	OFF	MOM
DOUBLE POLE MODEL NO.	**CIRCUIT**	
TP42W003050	ON	MOM
TP43W003050	OFF	MOM
Handle position:		

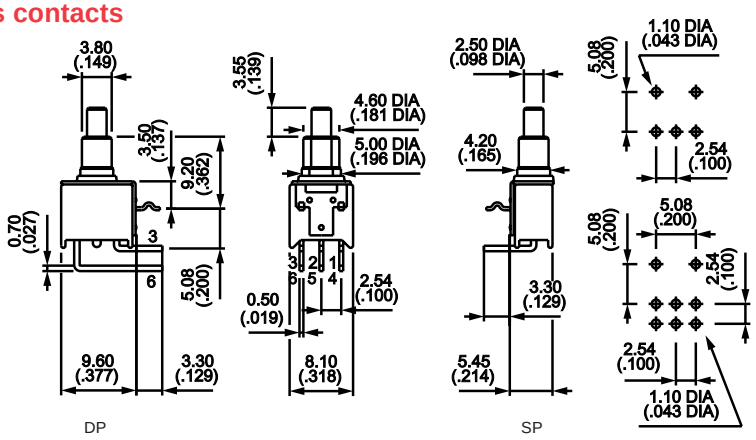

Vertical right angle terminals - gold plated brass contacts



SINGLE POLE MODEL NO.	CIRCUIT	
TP32WW03050	ON	MOM
TP33WW03050	OFF	MOM
DOUBLE POLE MODEL NO.	**CIRCUIT**	
TP42WW03050	ON	MOM
TP43WW03050	OFF	MOM
Handle position:		

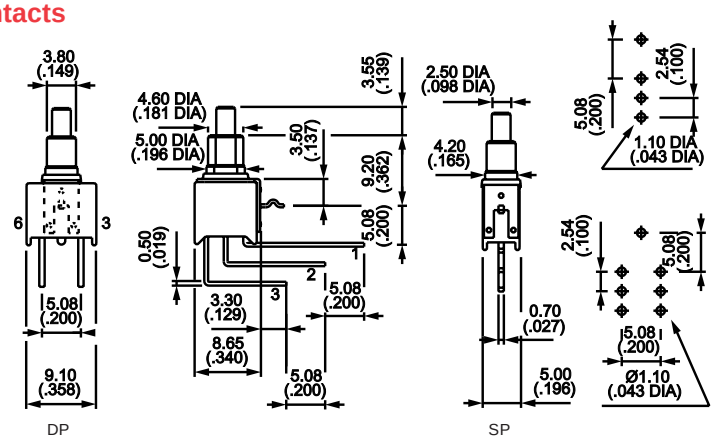

Wire-wrap terminals - gold plated brass contacts



SINGLE POLE MODEL NO.	CIRCUIT	
TP32MW03000	ON	MOM
TP33MW03000	OFF	MOM
DOUBLE POLE MODEL NO.	**CIRCUIT**	
TP42MW03000	ON	MOM
TP43MW03000	OFF	MOM
Handle position:		

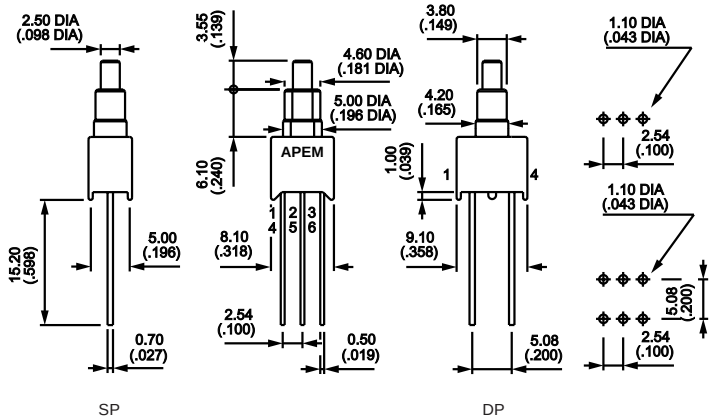

TP SERIES - WASHABLE SUBMINIATURE MOMENTARY PUSHBUTTON SWITCHES

C

Additional ordering information: Commonly ordered models are shown above with complete model numbers and specifications. Below is an order format that enables you to 'build your own switch' and specify the correct switch model number by simply selecting from all available options shown and filling in the boxes.

'BUILD YOUR OWN SWITCH' ORDER FORMAT

Fill in boxes with selections shown for **Model Structure**, then add **Options** selections for complete model number.
(Allowable options are shown under each respective box).

Model Structure:

Series	Number of poles	Electrical functions	Terminals
T P			

Number of poles	
3	Single pole
4	Double pole

Electrical functions		
2	ON	MOM
3	OFF	MOM

Terminals	
P 0	Straight p.c.
Y 0	Straight p.c.with bracket
W 0	Horizontal right angle
W W	Vertical right angle
M W	Wire-wrap

Options:

Contact & terminal mat'ls.	Actuators & case colors	Miscellaneous	Caps
0 Brass, gold plated	Specify **30, 35, 80, 82,** or **85** See drawings with specifications and dimensions.	**0 0** No special requirement	**1 0***
1 Brass, silver plated		**5 0** Crimped bracket terminals - specify for models with brackets. See additional listings on following page.	**2 0***
3 Brass, gold plated - (1.27 microns gold)			**3 0***
8 Brass, gold plated contacts with tin plated terminals			**4 0***
9 Contacts brass, gold plated (1.27 microns gold) and tin plated terminals			* - Specify color - see caps below.

Example of completely specified model number: **TP32Y00305025**

SPECIFICATIONS SUBJECT TO CHANGE WITHOUT NOTICE

OPTION DRAWINGS

Actuators & case colors

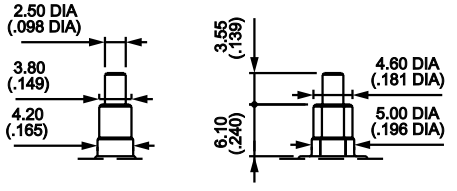

Short (standard) — Blue case **30** — Black case **80**

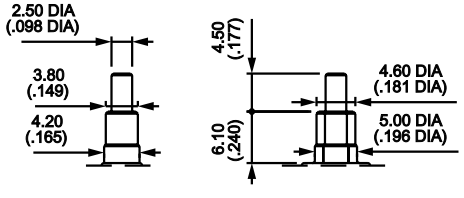

Long — Blue case **35** — Black case **85**

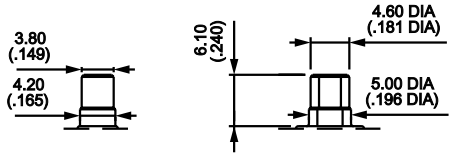

Flush — Black case **82**

CAPS Note: replace last '0' in part numbers with color code.

For standard actuator

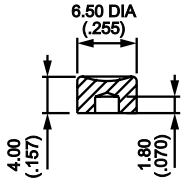

10
U570 If ordered separately

For standard actuator

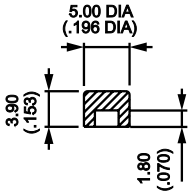

20
U3600 If ordered separately

For long actuator only

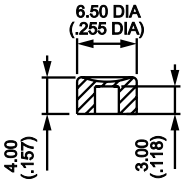

30
U4310 If ordered separately

For long actuator only

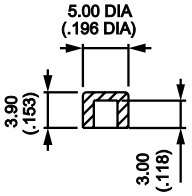

40
U4320 If ordered separately

Colors	
1	blue
2	black
3	green
4	grey
5	yellow
6	red
7/1	white
9	orange

Note: Caps U4310 and U4320 (for long actuators) offer better resistance to vibration.

SPECIFICATIONS SUBJECT TO CHANGE WITHOUT NOTICE

SPECIAL OPTIONS & MISCELLANEOUS

SPECIAL OPTIONS

00 No special requirement.

07 Trimmed terminals for **WW** models only - .125" (3.2mm).

08 Extended terminals for **W0** models only.

18 **WW** models without mounting bracket.

20 **WW** models with mounting bracket and p.c. board spacer tab.

25 Trimmed terminals for all models except **WW** - .196" (5mm).

30 Wire-wrap terminals on models with **Y** bracket.

40 With cap **U3500** mounted over plunger and bushing. Provides additional protection during soldering & cleaning.

50 Crimped bracket terminals (retains switch on p.c. board during assembly and soldering). For models with **W0, WW** & **Y0** terminals.

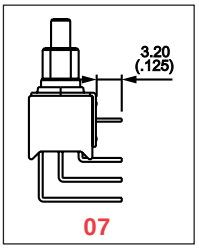

07

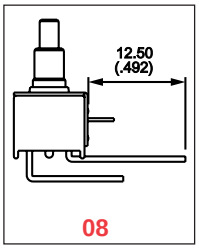

08

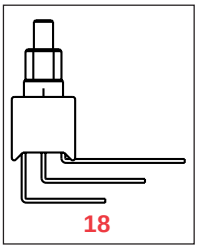
18

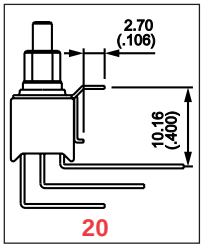

20

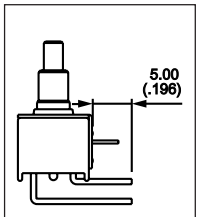

25

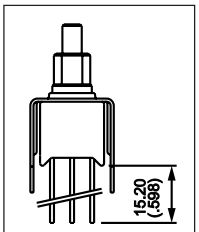

30

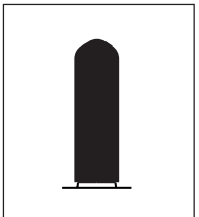
40

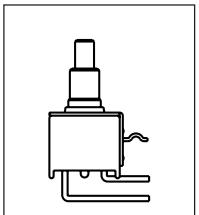
50

Switch cross-sections

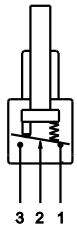

Function 2 (ON MOM)

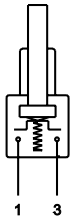

Function 3 (OFF MOM)