DH ULTRAMINIATURE SWITCH

DH ultraminiature switch
- Dimensions only 8.2 mm × 2.7 mm × 6.2 mm
- Designed for low switching currents and voltages
- Available with or without auxiliary actuator
- Solder connection or use lying or standing on a circuit board



Technical specifications

Series	**DH ❶**
Contact configuration	S.P.D.T.
Contact gap	< 3 mm
Switching voltage max.	30 V DC
Switching current	5 to 500 mA DC
Operating voltage	Max. 90 cN
Total travel	Approx. 0.85 mm without auxiliary actuator
Mechanical life	> 50,000 operations
Electrical life (max. load)	> 30,000 operations
Ambient temperature	−25°C to +70°C

Materials

Housing	PPS (UL 94V-0)
Cover	PBT (UL 94V-0)
Auxiliary actuator	PBT (UL 94V-0)
Terminals	CuZn striped silver-plated
Contacts	AgNi, gal. Au
Degree of protection Switch interior	IP40

Electrical rating and operating life ❷

Electrical rating	Operating life		
	at nominal load	**mechanical**	**Code**
5 – 500 mA 30 V DC	30,000	50,000	2

Circuitry ❸

Model	Code
S.P.D.T.	C

Terminal type ❹

Model	Code
Solder terminal, straight, 1.3 x 3.1 mm	B1
PCB terminal, straight, 0.64 x 3.1 mm	C4
PCB terminal, RH side, 0.64 x 3.1 mm	C5
PCB terminal, LH side, 0.64 x 3.1 mm	C6

Generation of order code (example)
The order code consists of 5 parameters:

❶	❷	❸	❹	❺
Series	Electrical rating	Circuitry	Terminal type	Auxiliary actuator
DH = Ultraminiature switch	2 = 5 – 500 mA, 30 V DC	C = S.P.D.T.	B1 = Solder terminal, straight 1.3 x 3.1	PA = with auxiliary actuator

- Not every configurable variant is available for order. Please contact us.
- The final two digits of article numbers on commercial documents refer to the index of the respective drawing.

Auxiliary actuator ❺

Auxiliary actuator Ausführung	Operating force max.(cN)	Max. pretravel (mm)	Min. overtravel (mm)	Differential travel max. (mm)	Max. rest position (mm)	Operating point (mm)	Code
Without auxiliary actuator	90	–	0.1	0.07	6.2	5.4 ± 0.15	AA
With auxiliary actuator	50	–	0.3	0.6	8.5	6.7 ± 0.5	PA

Terminals

Solder terminal

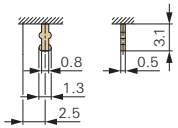

Drilling pattern

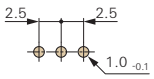

Auxiliary actuator (Plastic)

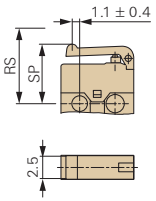

Dimensions in mm

PCB terminal, straight

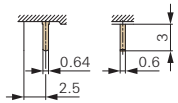

PCB terminal RH side

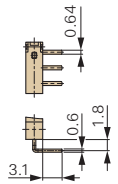

LH side

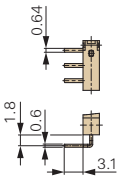

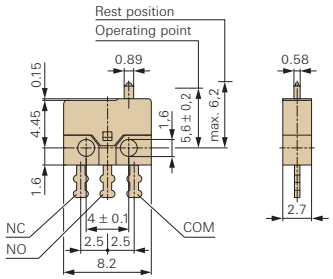

For detailed information please note the technical specifications which you can find in the download section of our website **www.switches-sensors.zf.com**.