Vistop isolating switches 32A

Cat. No(s) : 0 223 00/02/05/07 - 0 224 98
0 225 00/02/03/05/07

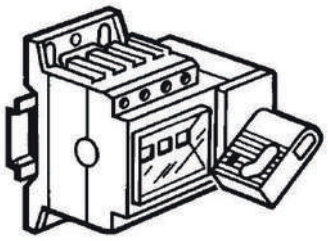

CONTENTS **Page**

1. Description 1
2. Range 1
3. Overall dimensions 1
4. Technical characteristics 1
5. General characteristics 2
6. Assembly 2
7. Accessories 3

1. DESCRIPTION

Safety isolating switch for load breaking, with clearly visible isolation and positive contact action
Double phase breaking by self-cleaning contacts with rapid make and break actions

2. RANGE

Refs.	Numb of poles	Numb of modules	Command	Handle
0 223 00	3	4	Front	Red + yellow beastplate
0 223 02	4	5	Front	Red + yellow beastplate
0 223 05	3	4 + 3.5	Lateral	Red + yellow beastplate
0 223 07	4	5 + 4.5	Lateral	Red + yellow beastplate
0 224 98	2	4	Front	Black
0 225 00	3	4	Front	Black
0 225 02	4	5	Front	Black
0 225 03	2	4 + 3.5	Lateral	Black
0 225 05	3	4 + 3.5	Lateral	Black
0 225 07	4	5 + 3.5	Lateral	Black

3. OVERALL DIMENSIONS

■ 3.1 Front command

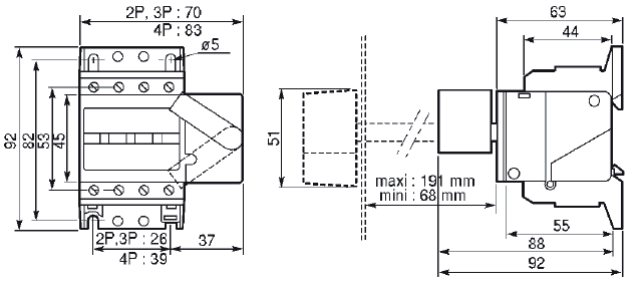

	Weight (kg)
2 poles	0.220
3 poles	0.240
4 poles	0.290

3. OVERALL DIMENSIONS

■ 3.2 Lateral command

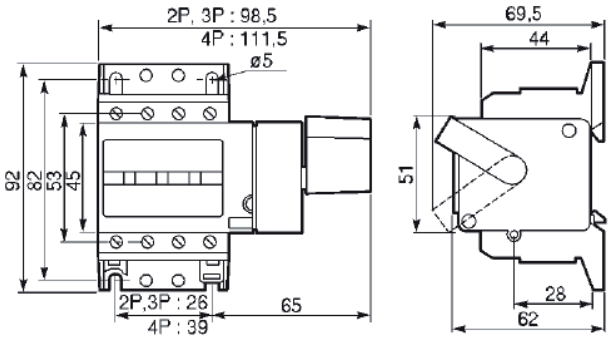

	Weight (kg)
2 poles	0.300
3 poles	0.320
4 poles	0.370

4. TECHNICAL CHARACTERISTICS

■ 4.1 Rating

32A : 2, 3 and 4 poles

■ 4.2 Handle versions

- Direct side-operated, supplied with external handle accessories
Available as a red handle on a yellow faceplate conforming to standards EN 60204-1 and IEC 60204-1

- Direct front-operated with possibility of external handle to lock the door in closed circuit position (Cat. No. 227 34)
Available as a red handle on a yellow faceplate conforming to standards EN 60204-1 and IEC 60204-1

■ 4.3 Padlock

Handle which can be padlocked in open position (for 1 to 3 padlocks Ø 6 mm)

■ 4.4 Mounting

On ⊔ rail or fixed with 4 M5 screws

4. TECHNICAL CHARACTERISTICS

■ 4.5 Wiring

Terminals : cage
Cu connection : 16 mm²

Recommended tightening torque: 2 Nm

■ 4.6 Electrical characteristics

Thermal intensity	32A
Rated insulation voltage U	690V~
Uimp rated impulse withstand voltage	8kV
Intensity of employment : AC 22 A / 400V AC 22 A / 500V AC 23 A / 400V AC 23 A / 500V	 32A (17kW) 32A (20kW) 22A (12kW) 14A (10kW)
Dynamic resistance in pass (kA peak)	5
Permissible short-term current for t = 1s Icw (kA effective)	0,5
Rated conditional short circuit current (kA effective)	100
Max. Fuse rating	32A (gG) 20A (aM)
Provide short-circuit closure Icm (kA peak)	0,75
Mechanical endurance (maneuve-rability)	> 10 000
Protection class	IP 2X (16mm²) IP 3X under breastplate

5. GENERAL CHARACTERISTICS

■ 5.1 Material

Thermoplastic polyester resin casing, self-extinguishing to 960°

■ 5.2 Standards ans approvals

IEC 60947-3
EN 60947-3

6. MOUNTING

■ 6.1 External side handle

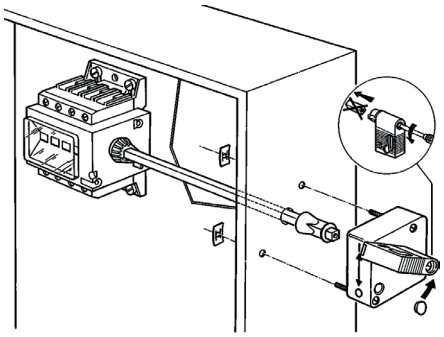

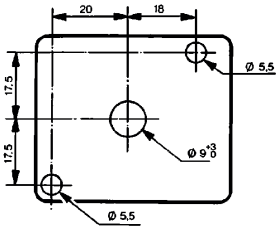

6. MOUNTING

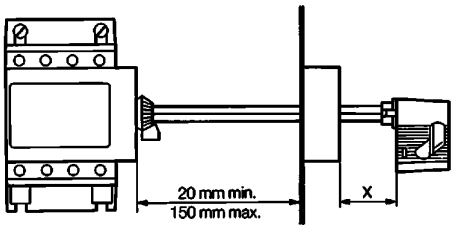

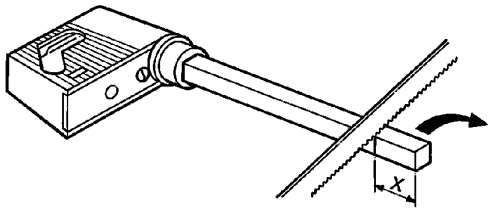

■ 6.2 CExternal front handle (cat. no. 0 227 34)

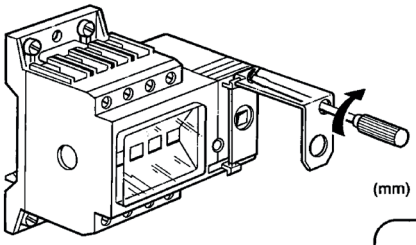

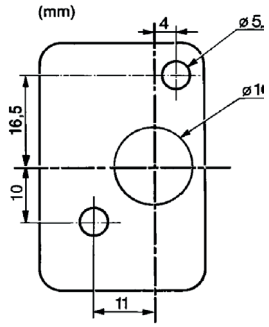

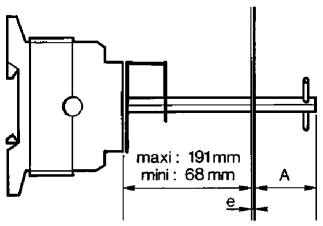

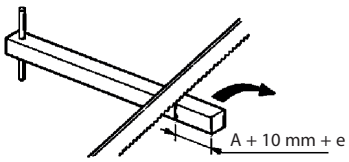

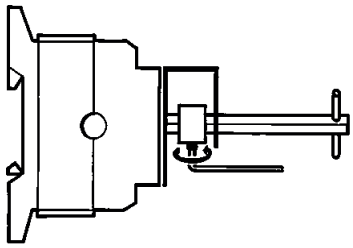

7. ACCESSORIES

■ **7.1 Left side command for black handle (cat. no. 0 227 30)**
Delivered with corner spacer, fixing screws, cover and instructions.

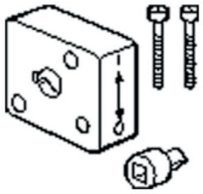

■ **7.2 Left side command for red handle (cat. no. 0 227 31)**
Delivered with corner spacer, fixing screws, cover and instructions.

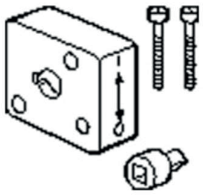

■ **7.3 Front external command (cat. no. 0 227 34)**
Set comprising : linkage, axle support, drilling template, fastening accessories.
Door distance : 46 to 191 mm



■ **7.4 Changeover and signaling reversing contacts**
Equipped with a NO + NC changeover contact
5A - 250V

- Contact O + F (cat. no. 0 227 03)
2.58mm lug connection



- Contact 2O + 2F (cat. no. 0 227 08)
2.58mm lug connection

