V2UF230V10

Manufacturer data sheet: V1.066

Monitoring relay- voltage monitoring 1-phase

Status: Available Data sheet created: 01.07.2025
Item Number: 2100600 - **Serie:** Veo - **EAN:** 9008662011731



- Monitoring relays VEO series
- Continuous voltage monitoring
- Reliably detects mains fluctuations
- Detects mains wipers / short time interruptions of at least 10ms
- Prevents undefined states in switching and control systems
- Generates reset pulse after power failure
- 1 changeover contact
- Construction width 22.5 mm

Description

Compact and reliable measurement of voltage, current, cosine phi, temperature or levels.

General information

Short description	Voltage monitoring 1-ph, 230V, mains wipe detector, 1 changeover contact
Item Number	2100600
EAN	9008662011731
Main category	Monitoring Relays
Series	Veo
Type	V2UF230V10
Design	Compact industrial design
Supply	230V AC
Dimensions	22.5 x 67 x 76 mm

Functions and measurands

Amount of functions 1

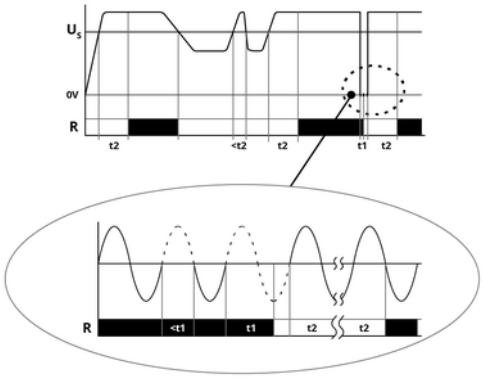

Undervoltage monitoring (U)
If the measured voltage falls below the fixed threshold voltage Us, the output relay R switches into off-position. If the measured voltage exceeds the threshold Us, the set interval ON-Delay t2 begins. As soon as the interval t2 has expired, the output relay switches into on-position again. If the measured voltage falls below the threshold US during ONDelay, the elapsed time is ignored and the output relay remains in off-position.

Voltage interruptions (fast detection) (-)
If the supply fails and the measured voltage is interrupted longer than the set response time t1, the output relay R switches into off-position. If the device is getting supplied again, the set interval ON-Delay t2 begins. As soon as the interval t2 has expired, the output relay switches into on-position again. In case the supply fails during the interval t2, the elapsed time is ignored and the output relay remains in off-position.

Time ranges

Number Of Areas	2	
Time ranges	**Setting range**	
	Switch-on delay	0,5 ... 10s
	Reaktionszeit Kurzzeitunterbrechung	10 ... 40 ms

Indicators

Supply/time lapse 1	Green LED U/t ON: Supply voltage applied
Supply/time lapse 2	Green LED U/t flashes: Indication of time lapse of switch-on delay
Relay state	Yellow LED R ON/OFF: position of the output relay

Mechanical design

Housing material	PA 66, self-extinguishing plastic, class V-0
Housing - protection degree	IP40
Mounting	top hat rail TH 35 7,5-15 according to IEC 60715:2017 / EN 60715:2017
Terminals/connections	Screw terminal
Terminals - protection degree	IP20
Mounting position	any
Stripping length	8 mm
Max. Tightening Torque	1 Nm
Terminal capacity	• flexible with wire end ferrule 0.5 ... 2.5 mm² (20 AWG ... 13 AWG) • flexible without ferrule 0.5 ... 4 mm² (20 AWG ... 12 AWG) • rigid 0.5 ... 4 mm² (20 AWG ... 12 AWG).

Supply circuit

Terminals/connections	F-E
Supply voltage a.c.	230 V
Supply voltage tolerance a.c.	-20 ... +10%
Rated frequency [Hz]	a.c. 50 ... 60 Hz
Rated consumption a.c.	typ. 0,35 W / 0,7 VA
Duty cycle	100%
Backup power time	≤ 45 ms
Drop-out voltage	≥ 150 V a.c.
Overvoltage category	III (IEC 60664-1)
Rated surge voltage	6 kV

Output curcuit

Type	Relay
Contact 1	1 change over contact
Terminals 1	15-16-18
Maximum switching voltage	400 V a.c.
Minimum Switch Voltage/Current	12 V /10 mA
Rated voltage	250 V (IEC 60947-1)
Rated current 1	AC-1 8 A / 250 V (IEC 60947-5-1)
Rated current 2	AC-15 1,5 A / 240 V (B300) (IEC 60947-5-1)
Rated current 3	DC-12 8 A / 24 V (IEC 60947-5-1)
Rated current 4	DC-13 0,1 A / 250 V (IEC 60947-5-1)
Contacts material	AgNi
Mechanical life	30 x 10^6 Switching cycles
Electrical life	100 x 10^3 Switching cycles (AC-1)
Rated surge voltage	6 kV
Overvoltage category	III (IEC 60664-1)

Measuring circuit

Measurand	Voltage - one phase
Measuring range	180 ... 230 V a.c.
Terminals/connections	F-E
Overload capacity	see supply voltage tolerance
Frequency - sinusoidal	see rated frequency
Switching threshold minimum	165 V a.c. ± 15V
Hysteresis	typ. 6 V a.c.

Accuracy

Adjustment accuracy	<5 % (from full scale)
Repetition accuracy	< 2,5 %
Temperature influence	< 0,05 % / °C

V2UF230V10

Ambient conditions and general specifications

Ambient temperature IEC	-25 ... +60°C
Storage temperature	-40 ... +70 °C
Vibration resistance	2 ... 13,2 Hz: 1 mm; 13,2 ... 100 Hz: 7 m/s² (EN 60947-1)
Shock resistance	150 m/s² 11 ms (EN 60947-1)
Pollution degree	2, pollution level can be increased by installation in suitable enclosures (according to IEC 60664-1)

Logistics

Minimum Quantity	1
Tariff Number	85364900
EAN	9008662011731
Country of Origin	AT
Product Weight (g)	83.1

Available declarations / conformities

EAC	✓
CE	Open document
UL	Open document
c(UL)	Open document
REACH	Open document
WEEE	Open document
TSCA	Open document
RoHs	Open document
CMRT	Open document

CAD Files

STEP_V2_en.STEP	Download file

Media & drawings



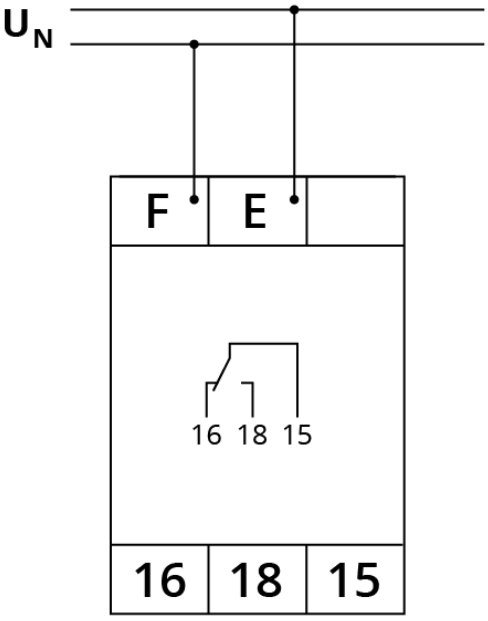

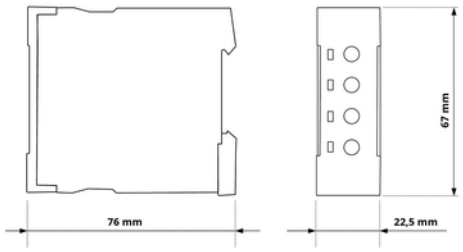

Tele Haase Steuergeräte Ges.m.b.H
Vorarlberger Allee 38
1230 Vienna
Austria

CALL US +43 / 1 / 614 74 - 0
ONLINE SUPPORT support@tele-haase.at

Changes and errors excepted