EasyLog

EL-USB



Quick Start Guide

DOWNLOAD AND INSTALL SOFTWARE

Windows™ 7/8/10 (32 & 64bit)

Visit **www.lascarelectronics.com/software** and click 'Download'.



USING THE SOFTWARE

- Insert the data logger into an available USB port on your PC.
- Double click on the EasyLog USB icon on your Windows™ desktop. This will load the configuration software. Click 'Set up and start the USB data logger' and follow the set-up wizard.



- When setup is complete, the data logger should be removed from the USB port. **Do not leave your data logger in the USB port for extended periods as this will cause some of the battery capacity to be lost** (with the exception of EL-USB-1-RCG).
- You can also download the data from a logger that has been recording or view previously saved data from the software.

REPLACING YOUR DATA LOGGER'S BATTERY

Your data logger is provided with a 3.6V 1/2AA battery already installed. You can change the battery by following the instructions below.

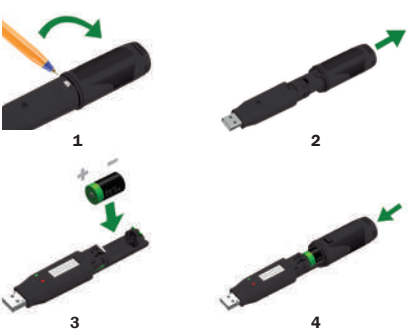

EL-USB-1 PRO

Before using the data logger you will need to insert the 3.6V 2/3AA High Temperature battery provided, following the instructions below.

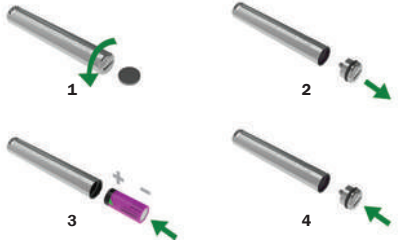

EL-USB-1-RCG

The EL-USB-1-RCG's battery is preinstalled. To charge the battery, connect to a USB port until the green LED shows. The rechargeable battery should only be replaced by an authorized supplier.

OUR RANGE

EL-USB

Simple Low Cost Data Logging



- USB interface for configuration and download
- Easy to use Windows control software

EL-CC

Cold Chain Logistics Loggers



- Low cost, reusable and waterproof
- Comes with pre-configured alarms

EL-GFX

Advanced Data Logging



- Graphic LCD for real-time readings and graph
- Compact and robust design

EL-WiFi

Wireless Data Logging



- Cloud based monitoring with email alerts
- Connects to an existing WiFi network

EL-MOTE

Cloud-based Data Logging



- Cloud based monitoring from any internet enabled device
- Quick and easy set-up from smartphone App

For a full product datasheet for your data logger
or for more information on the rest of the EasyLog range visit

www.lascarelectronics.com/data-loggers

Temperature



Temperature/
Relative Humidity



Voltage



Current



Event, State & Count



Thermocouple



Carbon Monoxide



Thermistor



IMPORTANT SAFETY INFORMATION



Repairing or Modifying

Never attempt to repair or modify Lascar products. Dismantling them, other than for the purpose of changing replaceable batteries, may cause damage that is not covered under the warranty. Servicing should only be provided by an authorized supplier.



Disposal and Recycling Information

You must dispose of Lascar products in accordance with relevant laws and regulations. They contain electronic components and lithium batteries and therefore must be disposed of separately from household waste.

Sales & Support

UK T +44 (0) 1794 884567
E sales@lascar.co.uk

USA T +1 (814) 835-0621
E us-sales@lascarelectronics.com

HK T +852 2389 6502
E sales@lascar.com.hk

EasyLog **www.lascarelectronics.com/data-loggers**

Iss 12_05-2018