THE INFORMATION CONTAINED IN THIS DRAWING IS THE SOLE PROPERTY OF L-COM, INC. ANY REPRODUCTION IN PART OR WHOLE WITHOUT THE WRITTEN PERMISSION OF L-COM, INC. IS PROHIBITED.

REVISIONS			
REV	DESCRIPTION	DATE	APPROVED
A	REV A DRAWING RELEASED	03/06/18	JLABOY

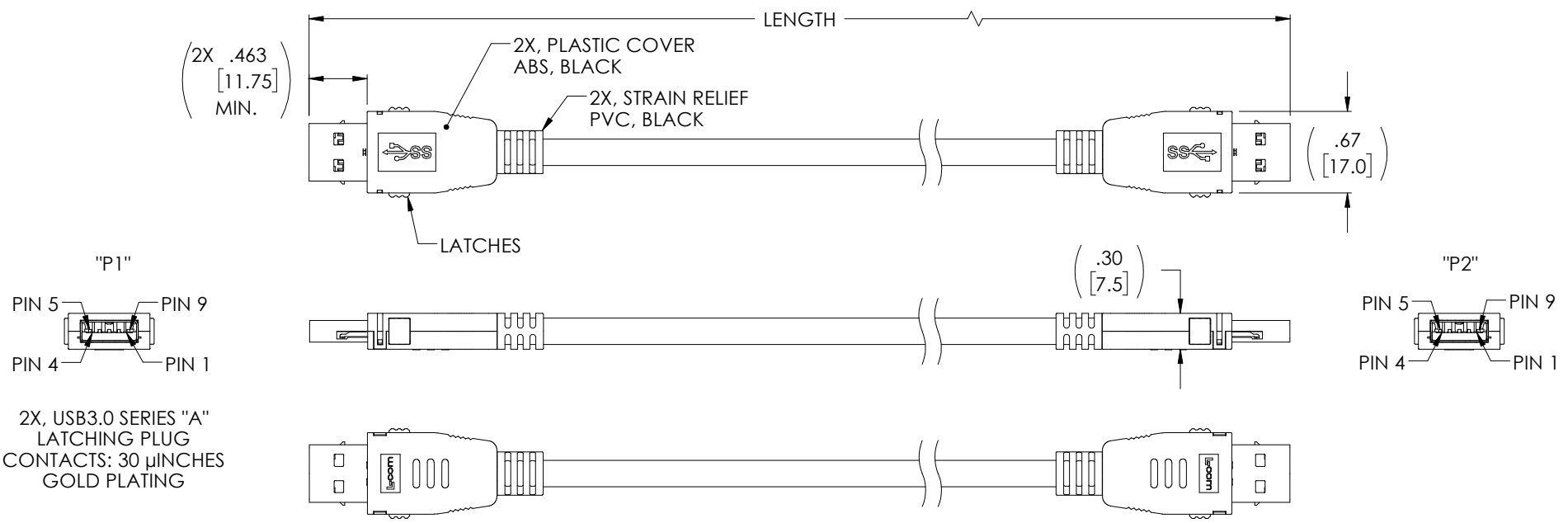

PART NUMBER	LENGTH METERS [FEET]
U3A00005-03M	0.3 [.98]
U3A00005-05M	0.5 [1.64]
U3A00005-075M	0.75 [2.46]
U3A00005-1M	1.0 [3.28]
U3A00005-105M	1.5 [4.92]

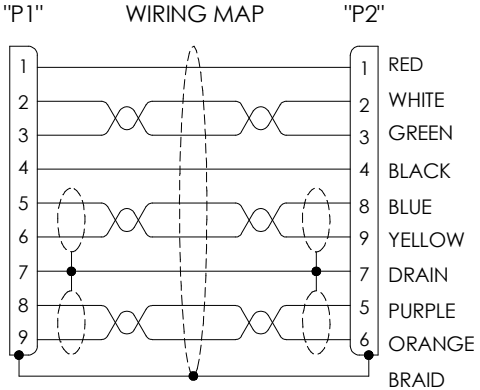

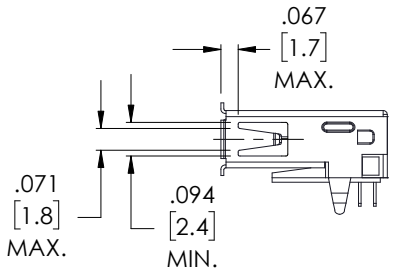

RECOMMENDED SIDE NOTCH SIZE
FOR MATING A FEMALE CONNECTOR

CABLE:
UL STYLE 20276, 2X, TWISTED PAIR, 30AWG WITH ALUM/POLY
FOIL SHIELD AND DRAIN WIRE. ONE UNSHIELDED TWISTED PAIR, 30AWG.
2 COND., 24AWG. OVERALL BRAID SHIELD, 65%
JACKET: PVC, BLUE (PANTONE 300C)
(NOM DIA. .217"[5.5], TEMPERATURE RANGE:-10~+80 °C)

NOTES:
1. CABLE ASSEMBLY SHALL BE TESTED FOR CONTINUITY.
2. CABLE ASSEMBLY SHALL HAVE 360 ° SHIELD TERMINATION.
3. CABLE ASSEMBLY SHALL BE INDIVIDUALLY PACKAGED IN ACCORDANCE WITH L-COM SPECIFICATION PS-0031.

REGULATORY COMPLIANCE:
CE2011/65/EU(RoHS DIRECTIVE)

UNLESS OTHERWISE SPECIFIED,
DIMENSIONS ARE IN INCHES [mm]
OVERALL CABLE LENGTH TOLERANCE:
≤12 [305] = +1 [25] / -0
>12 [305] ≤60 [1524] = +2 [51] / -0
>60 [1524] ≤120 [3048] = +4 [102] / -0
>120 [3048] ≤300 [7620] = +6 [152] / -0
>300 [7620] = +5% / -0%
ALL OTHER DIMENSIONAL TOLERANCES:
.X = ± .2 [5.08]
.XX = ± .02 [.51]
.XXX = ±.005 [.13]
PROJECTION

APPROVALS	DATE
DRAWN BY S.LI	06/27/17
CHECKED BY B.ZHANG	06/27/17
APPROVED BY S.PAN	06/27/17

CONFIGURATION DETAILS OF UNDIMENSIONED FEATURES MAY VARY

COLOR VARIATIONS MAY OCCUR

L-COM Global Connectivity
50 HIGH STREET
NORTH ANDOVER, MA
01845

CATEGORY
USB

PRODUCT DESCRIPTION
CA,USB3.0 A/A LATCH

SIZE	FSCM NO.	DWG. NO.	REV.
A	43321	U3A00005	A

SCALE: NONE | CAD FILE: U3A00005.SLDDRW | SHEET 1 OF 1