Panel cut-out 16.2 mm

	18 x 18 tapered plastic bezel	18 x 18 exposed plastic bezel	18 x 18 concealed plastic bezel	18 x 18 IP67, exposed plastic bezel
Contact blocks must be ordered separately (see pages 20 + 21)				
Faston terminal				
Momentary	503 000	503 008	503 002	503 015
Latching ☺	513 000	513 008	513 002	513 015
Indicator	553 000	553 008	553 002	553 015
Solder terminal				
Momentary	503 100	503 108	503 102	503 115
Latching ☺	513 100	513 108	513 102	513 115
Indicator	553 100	553 108	553 102	553 115
Weight in g	6	6	6	7
Length in mm				
Switches	43	43	43	43
Indicators	41	41	41	41
Front panel thickness				
max.	6.5	6.5	6.5	6.5
min.	1.0	1.0	1.0	1.0
Bezel and lens heights (switch in „off" position)	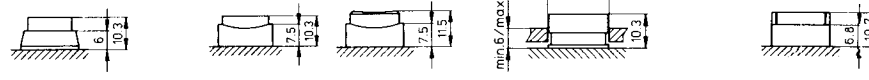			

Lenses		14 x 14	15 x 15 flat	15 x 15 concave	18 x 18	15 x 15
Weight in g		0.8	1.0	1.0	1.2	1.0
opaque	white	462 013	462 021	462 022	462 018	562 011
	yellow	462 113	462 121	462 122	462 118	562 111
	green	462 213	462 221	462 222	462 218	562 211
	blue	462 313	462 321	462 322	462 318	562 311
	red	462 413	462 421	462 422	462 418	562 411
	black	462 513	462 521	462 522	462 518	562 511
	orange	462 613	462 621	462 622	462 618	562 611
transparent	white	463 013	463 021	463 022	463 018	563 011
	yellow	463 113	463 121	463 122	463 118	563 111
	green	463 213	463 221	463 222	463 218	563 211
	blue	463 313	463 321	463 322	463 318	563 311
	red	463 413	463 421	463 422	463 418	563 411
	orange	463 613	463 621	463 622	463 618	563 611

Part number suffix for transparent lens lower part ... ... 010 (except IP67)