DATASHEET



AZ 16-12ZI-B6L-M16

- 3 cable entries M 16 x 1.5
- Thermoplastic enclosure
- Individual coding
- Coding level "High" according to ISO 14119
- 52 mm x 90 mm x 30 mm
- Long life
- Double-insulated
- Large wiring compartment
- High level of contact reliability with low voltages and currents
- Insensitive to soiling
- Slotted holes for adjustment, circular holes for location

Data

Ordering data

Product type description	AZ 16-12ZI-B6L-M16
Article number (order number)	103005854
EAN (European Article Number)	4030661440712
eCl@ss number, version 12.0	27-27-26-02
eCl@ss number, version 11.0	27-27-26-02
eCl@ss number, version 9.0	27-27-26-02
ETIM number, version 7.0	EC002592
ETIM number, version 6.0	EC002592

Approvals - Standards

Certificates	cULus

General data

Standards	EN ISO 13849-1 EN ISO 14119 EN IEC 60947-5-1
Coding level according to EN ISO 14119	High
Housing material	Plastic, glass-fibre reinforced thermoplastic, self-extinguishing
Material of the actuator	Stainless steel
Gross weight	193 g

General data - Features

Ejection force	Yes
Number of auxiliary contacts	1
Number of safety contacts	2

Safety classification

Standards	EN ISO 13849-1
Performance Level, up to	c
Category	1
B_{10D} Normally-closed contact (NC)	2,000,000 Operations
Note	Electrical life on request.
B_{10D} Normally-open contact (NO)	1,000,000 Operations
Note	at 10% I_e and ohmic load
Mission time	20 Year(s)

Safety classification - Fault exclusion

Please note:	Can be used when fault exclusion for dangerous damage to the 1-channel mechanism is permissible and sufficient protection against manipulation is guaranteed.
Performance Level, up to	d
Category	3
Note	for 2-channel use and with suitable logic unit.

Mission time	20 Year(s)

Mechanical data

Actuating radius, minimum	35 mm
Actuator	angled flexible
Mechanical life, minimum	1,000,000 Operations
Positive break travel	8 mm
Positive break force per NC contact, minimum	10 N
Actuating speed, maximum	2 m/s
Mounting	Screws
Type of the fixing screws	2x M6

Mechanical data - Connection technique

Cable entry	3 x M16 x 1,5
Termination	Screw terminals
Cable section, minimum	0.75 mm²
Cable section, maximum	2.5 mm²
Note	All indications including the conductor ferrules.

Mechanical data - Dimensions

Length of sensor	30 mm
Width of sensor	52 mm
Height of sensor	90 mm

Ambient conditions

Degree of protection	IP67
Ambient temperature	-30 ... +80 °C
Storage and transport temperature	-40 ... +85 °C

Permissible installation altitude above sea level, maximum	2,000 m

Ambient conditions - Insulation values

Rated insulation voltage U_i	500 V
Rated impulse withstand voltage U_{imp}	6 kV
Overvoltage category	III
Degree of pollution	3

Electrical data

Thermal test current	10 A
Required rated short-circuit current	1,000 A
Switching element	1 NO contact, 2 NC contacts
Switching principle	slow action, positive break NC contact
Maximum switching frequency	4,000 /h
Material of the contacts, electrical	Silver

Electrical data - Safety contacts

Voltage, Utilisation category AC-15	230 VAC
Current, Utilisation category AC-15	4 A
Voltage, Utilisation category DC-13	24 VDC
Current, Utilisation category DC-13	4 A

Electrical data - Auxiliary contacts

Voltage, Utilisation category AC-15	230 VAC

Current, Utilisation category AC-15	4 A
Voltage, Utilisation category DC-13	24 VDC
Current, Utilisation category DC-13	4 A

Scope of delivery

Scope of delivery	Individually coded actuator B6 left-hand model

Note

Note (General)	The axis of the hinge must be 5 mm above and in a parallel plane to the top surface of the safety switch. Minimum actuating radius on hinged guards 35 mm The actuator is not available separately.

Ordering code

Product type description:
AZ 16-(1)ZI-(2)-(3)

(1)

03	3 NC contact
12	1 NO contact/2 NC contacts

(2)

B1	straight design
B1-1747	straight design with magnetic latch
B1-2024	straight design with slot-lip seal
B1-2053	straight design with ball latch
B1-2177	straight design with centering guide
B6L	angled, flexible to the left
B6R	angled, flexible to the right

(3)

M16	cable entry M16
M20	Cable entry M20

Pictures

Product picture (catalogue individual photo)



ID: kaz16f11
| 674.9 kB | .jpg | 352.778 x 685.094 mm - 1000 x 1942 px - 72 dpi
| 64.3 kB | .png | 73.731 x 143.581 mm - 209 x 407 px - 72 dpi
| 29.8 kB | .jpg | 63.5 x 123.472 mm - 180 x 350 px - 72 dpi

Dimensional drawing basic component

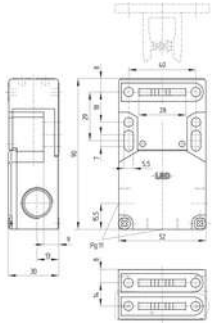

ID: kaz16gi1
| 49.5 kB | .cdr |
| 8.1 kB | .png | 74.083 x 115.006 mm - 210 x 326 px - 72 dpi
| 283.3 kB | .jpg | 352.778 x 548.569 mm - 1000 x 1555 px - 72 dpi

Dimensional drawing actuator

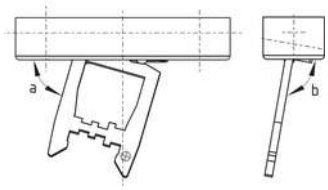

ID: kaz16bi8a
| 124.7 kB | .ai | 297 x 210.002 mm - 841 x 595 px - 72 dpi
| 1.7 kB | .png | 74.083 x 52.564 mm - 210 x 149 px - 72 dpi
| 88.1 kB | .jpg | 352.778 x 308.328 mm - 1000 x 874 px - 72 dpi

Dimensional drawing actuator

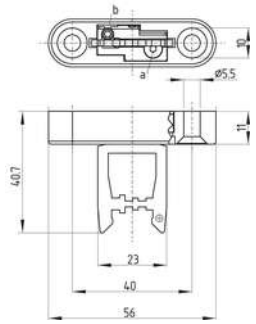

ID: kaz16bi6
| 90.1 kB | .ai | 210.002 x 297 mm - 595 x 841 px - 72 dpi
| 3.3 kB | .png | 73.731 x 104.422 mm - 209 x 296 px - 72 dpi
| 172.0 kB | .jpg | 352.425 x 462.492 mm - 999 x 1311 px - 72 dpi

Switch travel diagram

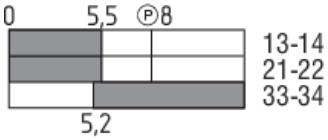

ID: kaz16si7
| 2.4 kB | .png | 74.083 x 33.514 mm - 210 x 95 px - 72 dpi

Diagram

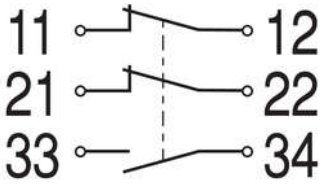

ID: k2o1sk04
| 16.0 kB | .cdr |
| 80.6 kB | .jpg | 352.778 x 195.439 mm - 1000 x 554 px - 72 dpi
| 3.3 kB | .png | 74.083 x 40.922 mm - 210 x 116 px - 72 dpi

Schmersal India Pvt. Ltd., Plot No - G-7/1, Ranjangaon MIDC, Tal. - Shirur, Dist.- Pune 412 220
The details and data referred to have been carefully checked. Images may diverge from original. Further technical data can be found in the manual. Technical amendments and errors possible.
Generated on: 24/12/2024, 11:57 am