DATASHEET



IFL 15-300L-10/01P

- 1 Cable entry PG9 x 1.5
- Thermoplastic enclosure
- DC 3-wire
- Wiring compartment
- Long design
- Double-insulated
- Design M30

Data

Ordering data

Product type description	IFL 15-300L-10/01P
Article number (order number)	101126971
EAN (European Article Number)	4030661278032
eCl@ss number, version 12.0	27-27-40-01
eCl@ss number, version 11.0	27-27-01-01
eCl@ss number, version 9.0	27-27-01-01
ETIM number, version 7.0	EC002714
ETIM number, version 6.0	EC002714

Approvals - Standards

Certificates	CCC

General data

Standards	DIN VDE 0660-208 EN IEC 60947-5-2
Housing construction form	Cylinder, thread

Installation conditions (mechanical)	not flush
Housing material	Plastic
Active area	Plastic
Material of the nuts	Plastic
Material of the washer	Perbunan®
Gross weight	70 g

General data - Features

Integral system diagnostics, status	Yes
Number of cable wires	3

Mechanical data

Tightening torque of nuts, maximum	4 Nm

Mechanical data - Switching distances according EN IEC 60947-5-3

Nominal switching distance S_n	15 mm

Mechanical data - Connection technique

Termination	Screw connection
Cable section, maximum	1 x 1.5 mm²

Mechanical data - Dimensions

ISO thread of the sensor	M30
width across flats	36 BK
Length of sensor	118 mm

Ambient conditions

Degree of protection	IP65
Ambient temperature	-25 ... +70 °C

Protection class	II

Electrical data

No-load supply current I_0, typical	5.5 mA
Rated operating voltage	10 ... 60 VDC
Operating current	400 mA
Switching element	NO contact or NC contact
Protection circuit integrated	inductive interference protection Protection against polarity reversal
Switching frequency, approx.	100 Hz
Type of voltage range	DC

Electrical data - Digital Output

Voltage drop U_d, maximum	1.5 V
Current at Voltage drop U_d	0.4 A
Design of control elements	p-type

Status indication

Note (Integral System Diagnostics, status)	yellow LED

Note

Note (General)	Instead of nuts, a mounting clamp can be provided. Programmable by repositioning the plug-in jumper at the terminal screws

Ordering code

Product type description:
IFL (1)-(2)(3)-(4)(5)(6)(7)-(8)

(1)	
10	Switching distance 10 mm

15	Switching distance 15 mm

(2)

30	Cylinder, thread M30, metal
300	Cylinder, thread M30, plastic

(3)

without	Standard body
M	Miniature body
L	Long design

(4)

01	Opener (NC)
10	Normally open contact (NO)
10/01	NO contact / NC contact with wiring compartment
11	1 NO contact / 1 NC contact antivalent

(5)

without	Cable
ST	Male connector
T	Conductor with strain relief
D	DC 2-wire

(6)

without	Standard connector version
2	Alternative conector version

(7)

N	n-type
P	p-type

(8)

1310	Can be used up to +110 C (for alternating current (AC) only)

2130	Can be used up to +130 C, without LED switching conditions display
1766	Can be used up to +110 C (for p-type or n-type only)

Pictures

Product picture (catalogue individual photo)



ID: kifl1f56
| 718.8 kB | .jpg | 352.778 x 529.167 mm - 1000 x 1500 px - 72 dpi
| 61.7 kB | .png | 74.083 x 111.125 mm - 210 x 315 px - 72 dpi
| 48.5 kB | .jpg | 82.197 x 123.472 mm - 233 x 350 px - 72 dpi

Dimensional drawing basic component

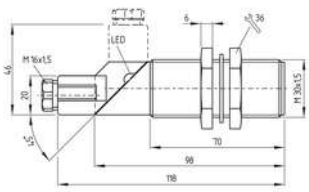

ID: 1ifl1g18
| 24.6 kB | .cdr |
| 7.4 kB | .png | 74.083 x 51.153 mm - 210 x 145 px - 72 dpi
| 94.1 kB | .jpg | 352.778 x 244.475 mm - 1000 x 693 px - 72 dpi

Diagram

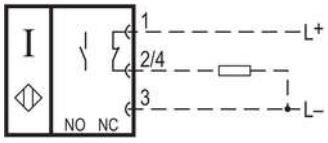

ID: id3ak17
| 25.7 kB | .cdr |
| 50.3 kB | .jpg | 352.778 x 146.756 mm - 1000 x 416 px - 72 dpi
| 2.5 kB | .png | 74.083 x 30.692 mm - 210 x 87 px - 72 dpi

Operating principle

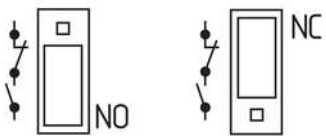

ID: sifldd01
| 53.6 kB | .ai | 297 x 210.002 mm - 841 x 595 px - 72 dpi
| 50.1 kB | .jpg | 352.778 x 149.578 mm - 1000 x 424 px - 72 dpi
| 1.4 kB | .png | 74.083 x 31.397 mm - 210 x 89 px - 72 dpi