Fuseholder Open Design, 5 x 20 / 6.3 x 32 mm, THT, VDE: 250/500 VAC, UL/CSA: 600 V, Cover, IEC 60335-1



250/500 VAC · 4 W / 10 A (VDE) · 600 V · 16 A (UL/CSA)

Description

- Fuseholder for 500 VAC (according to IEC) or 600 V (according to UL / CSA) applications
- Suitable for use in devices according to IEC 60335-1 Ed. 4.0 for appliances in unattended use (clause 30.2.3). This includes the enhanced requirements of glow wire tests acc. to IEC 60695-2-12 and -13. Order number: 0031.8231.15
- Fuse block accepts 5x20 or 6.3x32 fuse-links

Standards

- IEC 60127-6
- UL 4248-1
- CSA 22.2 no. 4248.1

Approvals

- VDE Certificate Number: 40008993 (250V) + 40018378 (500V)
- UL File Number: E39328

Applications

- Equipment with three-phase supply (400 VAC)
- Industrial electronic

Weblinks

pdf-datasheet, html-datasheet, General Product Information, Approvals, CE declaration of conformity, RoHS, CHINA-RoHS, REACH, e-Shop, SCHURTER-Stock-Check, Distributor-Stock-Check, Accessories, Detailed request for product

Technical Data

Fuse-Link	5 x 20 or 6.3 x 32 mm
Mounting	PCB
Mounting	Screw, rivet or THT
Terminal	Solder THT
Rated Voltage	250/500 VAC (VDE), 600 V (UL/CSA)
Rated current	10 A (VDE), 16 A (UL/CSA)
Rated Power Acceptance IEC	4 W / 10 A @ Ta 23 °C Admissible power acceptance at higher ambient temperature see derating curves
Degree of Protection	IP 20 (with cover)
Protection Class	Suitable for appliances with protection class I acc. to IEC 61140
Admissible Ambient Air Temp.	-40 °C to 85 °C
Climatic Category	40/085/21 acc. to IEC 60068-1
Material: Socket	Thermoplastic, black, UL 94V-0
Material: Cover	Thermoplastic black UL 94V-0
Material: Terminals	Tin-Plated Copper Alloy
Unit Weight	3.7 g
Storage Conditions	0 °C to 60 °C, max. 70% r.h.
Product Marking	S, Type, Rated voltage, Power Acc./ Current Rating, Approvals

Soldering Methods	Wave
Solderability	245 °C / 3 sec acc. to IEC 60068-2-20, Test Ta, method 1
Resistance to Soldering Heat	260 °C / 10 sec acc. to IEC 60068-2-20, Test Tb, method 1A
Contact Resistance	< 5 mΩ at 20 mV
Dielectric Strength	> 3 kV (50 Hz; 1 min)
Impulse Withstand Voltage	> 6 kV between Life parts
Insulation Resistance	> 10 MΩ between Life parts (500 VDC; 1 min)
Overvoltage Category	III acc. to IEC 60664-1
Pollution Degree	3 (250 VAC), 2 (500 VAC) acc. to IEC 60664-1

Dimension

35.4 mm

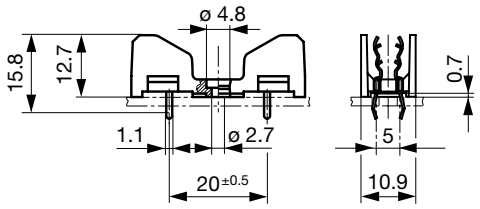

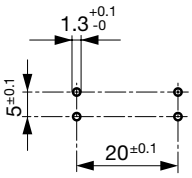

Drilling diagram

Derating Curves

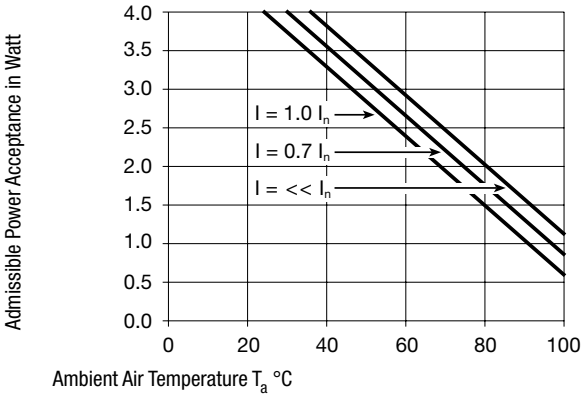

All Variants

Holder	Material	Remark	Order Number
●	Thermoplastic	-	0031.8231
●	Spec. Thermoplastic 1	-	0031.8231.15

Most Popular.

Availability for all products can be searched real-time:http://www.schurter.com/en/Stock-Check/Stock-Check-SCHURTER

Spec. thermoplastic is suitable for use in devices according to IEC 60335-1 for appliances in unattended use (clause 30.2.3). This standard includes the enhanced requirements of glow wire tests acc. to IEC 60695-2-12 and -13.

Packaging Unit

Bulk 178 x 91 x 71 mm (100 pcs.)

Accessories

	Description
	Cover for OGD, OGD-SMD Cover for Holder OGD, OGD-SMD

28.04.2015

The specifications, descriptions and illustrations indicated in this document are based on current information. All content is subject to modifications and amendments. Information furnished is believed to be accurate and reliable. However, users should independently evaluate the suitability and test each product selected for their own applications.