QRC series

# S7-C

## Socket for miniature relays C7-... and C80 series time relays

| | |
|---|---|
| **Type:** | **S7-C**<br>2-pole, 1 level<br>integrated clip and marking label<br>suitable for clips C80 series time relays<br>coil bridge bus bar to connect in A2<br>plug-in slot for overvoltage suppressing units |
| **Rated current** | **10 A** |
| **Specifications** | |
| Rated load | 10 A / 250 V |
| Insulation | Test voltage Vrms / 1 min |
| – All terminal/DIN rail | 2.5 kV |
| – Terminal/terminal | 2.5 kV |
| Cross section of connecting wire | |
| – Single wire | 4 mm², 2 x 1,5 mm² |
| – Multi wire | 2,5 mm² / AWG 16, 2 x 1 mm² / AWG 18 |
| Max. screw torque | 0.7 Nm |
| Screw dimensions | M3, Pozi, slot |
| Integrated retaining clip/plastic | for relays C7 |
| Labelling space | detachable |
| Connection label | 1 ... 8, DIN/EN |
| Mounting | DIN rail TS35 or mounting plate |
| Ambient temperature operation/storage | -40 (no ice) ... 60 °C / -40 ... 80 °C |
| Weight | 37g |
| **Associated plug-in 8-pin QRC relays** | **C7-A2x, C7-T, C7-G, C7-X, C7-W, C7-H** |
| **Associated C80 time relays** | **C83, C85, 84** |
| **Accessories** | |
| Coil bridge bus bar | **S7-B** |
| Retaining clip, plastic | **CP-09B** |

**Please note:**
This socket replaces former socket S7-M
fully compatible



### Connection diagram

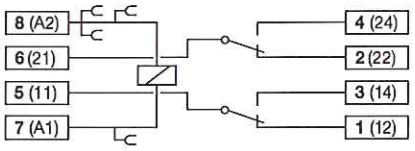


### Dimensions [mm]

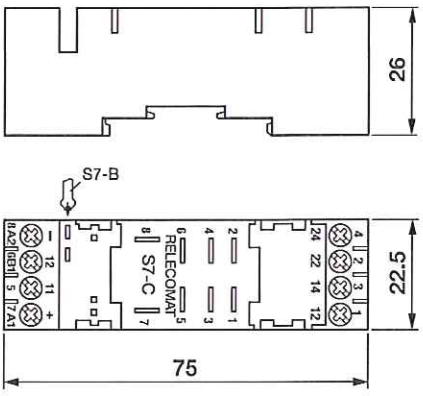


### Technical approvals, conformities



This issue replaces all previous issues. Availability, errors and specifications subject to change without notice.