THE INFORMATION CONTAINED IN THIS DRAWING IS THE SOLE PROPERTY OF L-COM, INC. ANY REPRODUCTION IN PART OR WHOLE WITHOUT THE WRITTEN PERMISSION OF L-COM, INC. IS PROHIBITED.

REVISIONS			
REV	DESCRIPTION	DATE	APPROVED
A	DRAWING REPLACES DMB538F-OD1	9/30/14	D. DESJARDIN

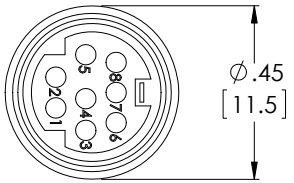

"J1"
2X 8 CONTACT MINI DIN
RECEPTACLE

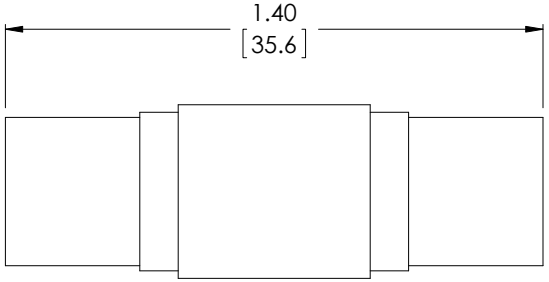

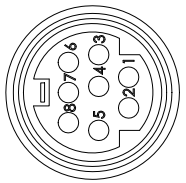

"J2"

WIRING MAP	
"J1" MINI DIN 8	"J2" MINI DIN 8
1	1
2	2
3	3
4	4
5	5
6	6
7	7
8	8
SHELL	SHELL

NOTES:

1. NICKEL PLATED BRASS HOUSING PROVIDES COMPLETE 360° SHIELDING.
2. CONTACT MATING SURFACES: GOLD PLATED.
3. COMPONENT SHALL BE TESTED FOR CONTINUITY.
4. COMPONENT SHALL BE INDIVIDUALLY PACKAGED IN ACCORDANCE WITH L-COM SPECIFICATION PS-0031.

REGULATORY COMPLIANCE:
CE2011/65/EU(RoHS DIRECTIVE)

UNLESS OTHERWISE SPECIFIED,
DIMENSIONS ARE IN INCHES [mm]
OVERALL CABLE LENGTH TOLERANCE:
≤12 [305] = +1 [25] / -0
>12 [305] ≤60 [1524] = +2 [51] / -0
>60 [1524] ≤120 [3048] = +4 [102] / -0
>120 [3048] ≤300 [7620] = +6 [152] / -0
>300 [7620] = +5% / -0%
ALL OTHER DIMENSIONAL TOLERANCES:
.X = ± .2 [5.08]
.XX = ± .02 [.51]
.XXX = ±.005 [.13]
PROJECTION

APPROVALS	DATE
DRAWN BY TJC	1/2/02
CHECKED BY DFP	1/3/02
APPROVED BY CM	1/4/02

CONFIGURATION DETAILS OF UNDIMENSIONED FEATURES MAY VARY

COLOR VARIATIONS MAY OCCUR

L-COM Global Connectivity
45 BEECHWOOD DRIVE
NORTH ANDOVER, MA
01845

CATEGORY
D-SUBMINIATURE

PRODUCT DESCRIPTION
ADPT, GNDR CHGR MINI-DIN 8 F/F

SIZE	FSCM NO.	DWG. NO.	REV.
A	43321	DMB538F	A

SCALE: NONE | CAD FILE: DMB538F.SLDDRW | SHEET 1 OF 1