Shock-Safe Fuseholder, 5 x 20 mm, Slotted Cap, IP 67





Variant 2

250 VAC · 2.5 W / 10 A (VDE) 10 A (UL/CSA)

Description
- IP 67 from Front and Rear-Side
- Screw type fuse carrier

Standards
- IEC 60127-6
- UL 4248-1
- CSA 22.2 no. 4248.1

Approvals
- VDE Certificate Number: 133472
- UL File Number: E39328

Weblinks
pdf-datasheet, html-datasheet, General Product Information, Approvals, CE declaration of conformity, RoHS, CHINA-RoHS, REACH, e-Shop, SCHURTER-Stock-Check, Distributor-Stock-Check, Detailed request for product

Technical Data

Shock-Safe Category	PC2
Fuse-Link	5 x 20 mm
Mounting	Panel Mount, Front Side
Mounting	Fixing Nut
Terminal	Solder or Quick-Connect 2.8 x 0.5 mm
Rated Voltage	250 VAC
Rated current	10 A (VDE), 10 A (UL/CSA)
Rated Power Acceptance IEC	2.5 W / 10 A @ Ta 23 °C Admissible power acceptance at higher ambient temperature see derating curves
Degree of Protection	IP 67
Protection Class	Suitable for appliances with protection class I or II acc. to IEC 61140
Admissible Ambient Air Temp.	-40 °C to 85 °C
Climatic Category	40/085/21 acc. to IEC 60068-1
Material: Socket	Thermoset, black, UL 94V-0
Material: Terminals	Tin-Plated Copper Alloy
Unit Weight	5.95 g
Storage Conditions	0 °C to 60 °C, max. 70% r.h.
Product Marking	⊟, Type, Rated voltage, Rated current, Approvals

Soldering Methods	Iron
Solderability	350 °C / 2 sec acc. to IEC 60068-2-20, Test Ta, method 2
Resistance to Soldering Heat	350 °C / 10 sec acc. to IEC 60068-2-20, Test Tb, method 2
Contact Resistance	< 5 mΩ at 20 mV
Dielectric Strength	> 3 kV > 4 kV between L/N-PE (50 Hz; 1 min)
Impulse Withstand Voltage	> 4 kV between L-N > 6 kV between L/N-PE
Insulation Resistance	> 10 MΩ between L-N > 100 MΩ between L/N-PE (500 VDC; 1 min)
Overvoltage Category	I - III acc. to IEC 60664-1
Pollution Degree	1 - 3 acc. to IEC 60664-1
Admissible Torque on Fixing Nut	max 1.2 Nm
Panel Thickness s	max 6 mm

Dimension

39.1 mm

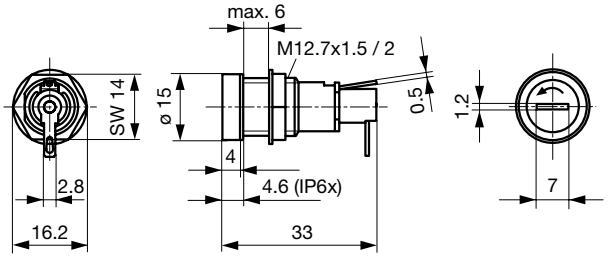

Variants 0031.1363 and 0031.1383

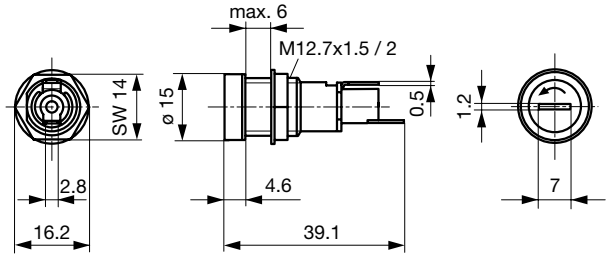

Variant 0031.1351

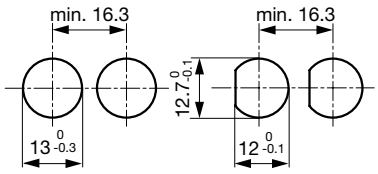

Mounting holes

Derating Curves

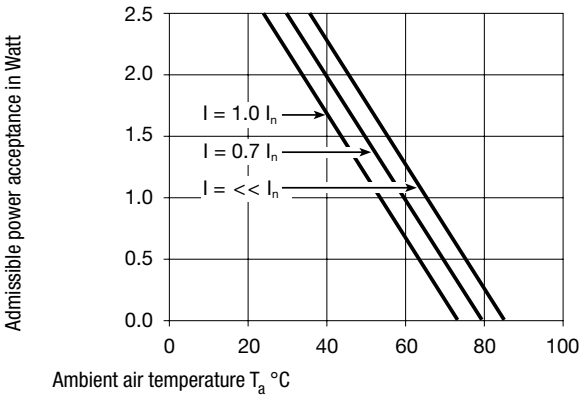

All Variants

Holder	Cap	Terminal	Position End-Terminal	Degree of Protection	Order Number	
●	slotted	Solder	Straight to Fuse Axis	IP 67	0031.1351	▮
●	slotted	Solder	90° to Fuse Axis	IP 67	0031.1353	▮

▮ Most Popular.

Availability for all products can be searched real-time:http://www.schurter.com/en/Stock-Check/Stock-Check-SCHURTER

Quick-Connect Terminals on Request

Packaging Unit Bulk (100 pcs.)

15.05.2015

The specifications, descriptions and illustrations indicated in this document are based on current information. All content is subject to modifications and amendments. Information furnished is believed to be accurate and reliable. However, users should independently evaluate the suitability and test each product selected for their own applications.