THE INFORMATION CONTAINED IN THIS DRAWING IS THE SOLE PROPERTY OF L-COM, INC. ANY REPRODUCTION IN PART OR WHOLE WITHOUT THE WRITTEN PERMISSION OF L-COM, INC. IS PROHIBITED.

REVISIONS			
REV	DESCRIPTION	DATE	APPROVED
A	REV A DRAWING RELEASED	03/14/19	GUTTADAURO
B	ECN 11467; ADD 15M LENGTH TO TABLE AND FLEX LIFE TO ENVIRONMENTAL NOTE	10/28/21	GUTTADAURO

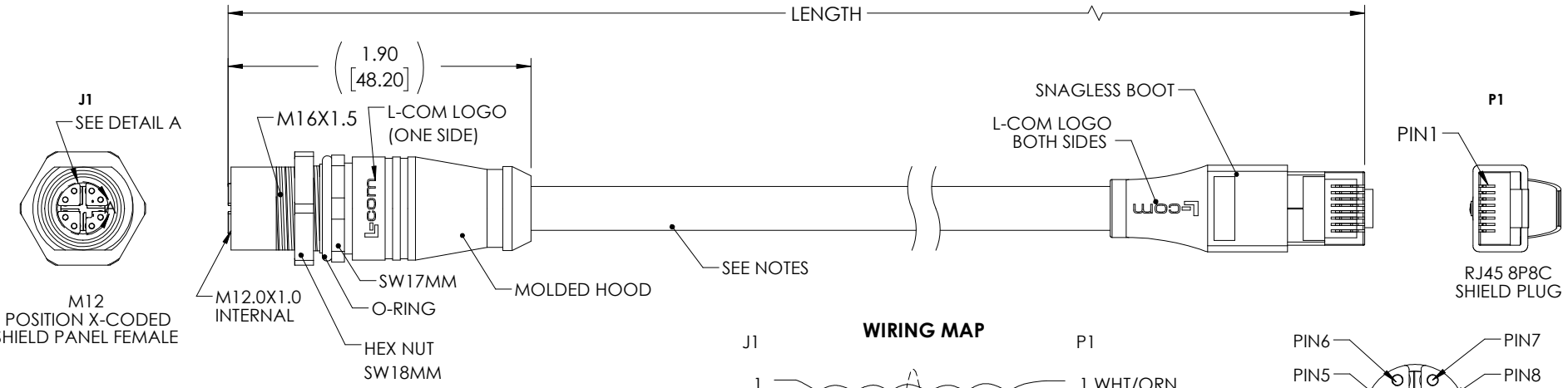

WIRING MAP

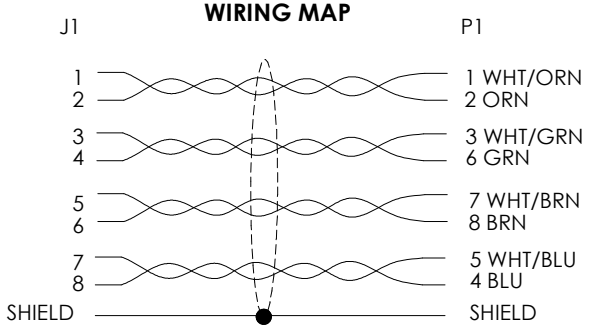

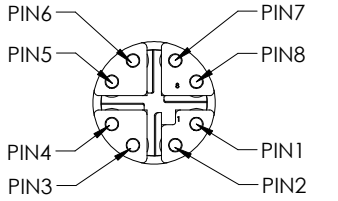

DETAIL A
CONNECTOR PIN ASSIGNMENT

NOTES

MATERIAL:
MOLDED HOOD:THERMOPLASTIC POLYURETHANE, BLACK,UL94 V-0
INSULATOR: NYLON, BLACK
SHELL/SCREW NUT: BRASS ,NICKEL PLATE
M12 CONTACTS: PHOSPHOR BRONZE, 15µ" MIN. GOLD PLATE
O-RING:VITON,GREEN
SNAGLESS BOOT: LOW SMOKE ZERO HALOGEN, BLACK
RJ45 HOUSING: POLYCARBONATE, CLEAR UL94V-0
RJ45 SHIELD/STRAIN RELIEF: BRASS, 100µ" MIN. NICKEL PLATE
RJ45 CONTACTS: PHOSPHOR BRONZE , 50µ" MIN. GOLD PLATE IN CONTACT AREA OVER 100µ" MIN. NICKEL PLATE OVERALL
CABLE:
C(UL)US TYPE CMX OUTDOOR,CAT 6A SF/UTP HIGH FLEX CABLE
(4) TWISTED PAIR, 26AWG STRANDED TINNED COPPER CONDUCTORS
SHIELDING: ALUMINUM/POLYESTER FOIL PLUS TINNED COPPER BRAID
JACKET: THERMOPLASTIC ELASTOMER, TEAL, NOM. DIAM. .275[6.99]

ELECTRICAL:
NOMINAL VOLTAGE RATING: 48 V AC/DC
MAX CURRENT: 0.5A

APPLICATION:
INGRESS PROTECTION RATING IS IP67 (MATED ,J1 ONLY).

ENVIRONMENTAL:
OPERATING TEMPERATURE RANGE: -40°C TO +75°C
CABLE JACKET RESISTANCE: OIL, SUNLIGHT, AND WELD SPLATTER RESISTANT
B CABLE FLEX LIFE: 1 MILLION CYCLE TEST (10X CABLE OD)
10 MILLION CYCLE TEST (20X CABLE OD)

MISCELLANEOUS
CABLE ASSEMBLIES TO BE TESTED FOR CONTINUITY
WIRED TO IEC 61076-2-109 STANDARDS
CABLE ASSEMBLY SHALL BE INDIVIDUALLY PACKAGED IN ACCORDANCE WITH L-COM SPECIFICATION PS-0031.

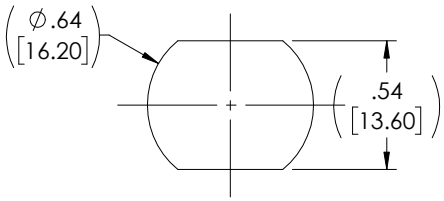

RECOMMEND MOUNT HOLE

PART NUMBER	LENGTH	
	FEET	METERS
TRG611-T6T-05M	1.64	0.5
TRG611-T6T-1M	3.28	1.0
TRG611-T6T-2M	6.56	2.0
TRG611-T6T-3M	9.84	3.0
TRG611-T6T-5M	16.41	5.0
TRG611-T6T-10M	32.82	10.0
TRG611-T6T-15M	49.22	15.0

B

UNLESS OTHERWISE SPECIFIED, DIMENSIONS ARE IN INCHES [mm]
OVERALL CABLE LENGTH TOLERANCE:
≤12 [305] = +1 [25] / -0
>12 [305] ≤60 [1524] = +2 [51] / -0
>60 [1524] ≤120 [3048] = +4 [102] / -0
>120 [3048] ≤300 [7620] = +6 [152] / -0
>300 [7620] = +5% / -0
ALL OTHER DIMENSIONAL TOLERANCES:
.X = ± .2 [5]
.XX = ± .02 [.5]
.XXX = ± .005 [.13]
FRACTIONS ± 1/32
ANGLES ± 1°
THIRD-ANGLE PROJECTION

APPROVALS	DATE
DRAWN BY DCUI	02/14/19
CHECKED BY SPAN	02/14/19
APPROVED BY GUTTADAURO	02/14/19

CONFIGURATION DETAILS OF UNDIMENSIONED FEATURES MAY VARY
COLOR VARIATIONS MAY OCCUR
REF

L-com an INFINITE brand
50 High Street, West Mill,
North Andover, MA 01845 USA.
Phone: 1.800.341.5266
1.978.682.6936

CATEGORY
TELECOM/MODULAR

PRODUCT DESCRIPTION
C6A M12MXF-RJ45 TPE 26 TEL

SIZE	CAGE CODE	DWG. NO.	REV.
A	43321	TRG611-T6T	B

SCALE: NONE | CAD FILE: TRG611-T6T.SLDDRW | SHEET 1 OF 1