26M048B RoHS Compliant Ø26mm 1.5 mNm

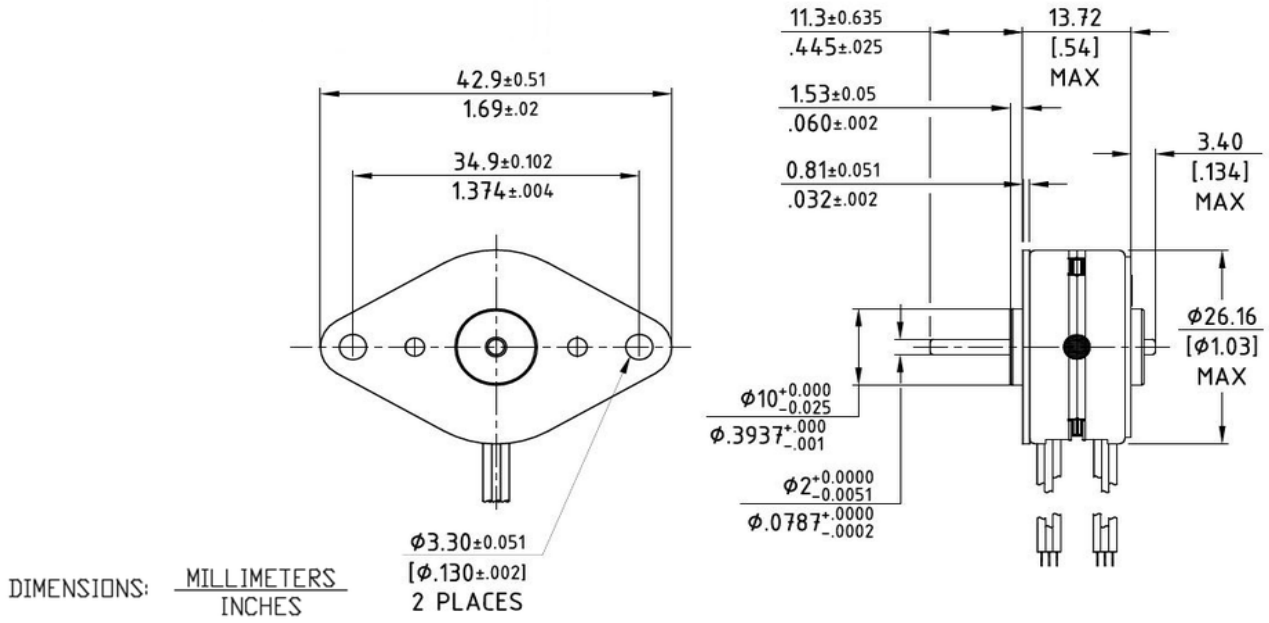

26M048B

Electrical Data		26M048B1U Unipolar	26M048B2U Unipolar	26M048B1B Bipolar	26M048B2B Bipolar	
1 Operating Voltage		5	12	5	12	VDC
2 Resistance per Phase, ± 10%		19.6	110.0	19.8	108.0	Ohms
3 Inductance per Phase, typ		5.3	36.5	13.0	60.7	mH
4 Rated Current per Phase *		0.26	0.11	0.25	0.11	A
Coil independent parameters						
5 Holding Torque, MIN *		9.2 (1.3)	9.2 (1.3)	10.6 (1.5)	10.6 (1.5)	mNm (oz-in)
6 Detent Torque, Max		0.85 (0.12)	0.85 (0.12)	0.85 (0.12)	0.85 (0.12)	mNm (oz-in)
7 Rotor inertia		1.1 (0.00601)	1.1 (0.00601)	1.1 (0.00601)	1.1 (0.00601)	(gcm^2) (oz-in-s^2)
8 Step Angle		7.5	7.5	7.5	7.5	Degree
9 Absolute accuracy 2 ph. On, Full step		± .5	± .5	± .5	± .5	Degree
10 Steps per Revolution		48	48	48	48	
11 Ambient Temp Range (operating)		-20 to +70 (-4 to +158)	-20 to +70 (-4 to +158)	-20 to +70 (-4 to +158)	-20 to +70 (-4 to +158)	°C (°F)
12 Maximum Coil Temperature		130 (266)	130 (266)	130 (266)	130 (266)	°C (°F)
13 Bearing Type		Sintered Bronze Sleeve	Sintered Bronze Sleeve	Sintered Bronze Sleeve	Sintered Bronze Sleeve	
14 Insulation Resistance at 500 VDC		100	100	100	100	Mohms
15 Dielectric Withstanding Voltage		650 for 2 seconds	650 for 2 seconds	650 for 2 seconds	650 for 2 seconds	VAC
16 Weight		34 (1.2)	34 (1.2)	34 (1.2)	34 (1.2)	g (oz)
17 Leadwire		AWG 28, UL 1429	AWG 28, UL 1429	AWG 28, UL 1429	AWG 28, UL 1429	

All Motor Data Values at 20°C Unless Otherwise Specified

* Energize at Rated Current, 2 Phase On

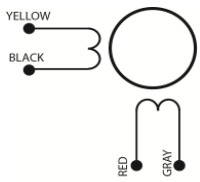

BIPOLAR COIL			
RED	GRAY	YELLOW	BLACK
+	-	+	-
+	-	-	+
-	+	-	+
-	+	+	-
+	-	+	-

CW CCW

VIEWED FROM OUTPUT SHAFT

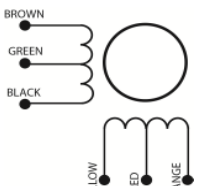

UNIPOLAR COIL				
YELLOW	ORANGE	BROWN	BLACK	RED/GREEN
+	-	+	-	+
+	-	-	+	+
-	+	-	+	+
-	+	+	-	+
+	-	+	-	+

CW CCW

VIEWED FROM OUTPUT SHAFT

(C) 2013. Portescap. Specifications subject to change without notice.