26DBM-K RoHS Compliant Ø26mm 35.6 N

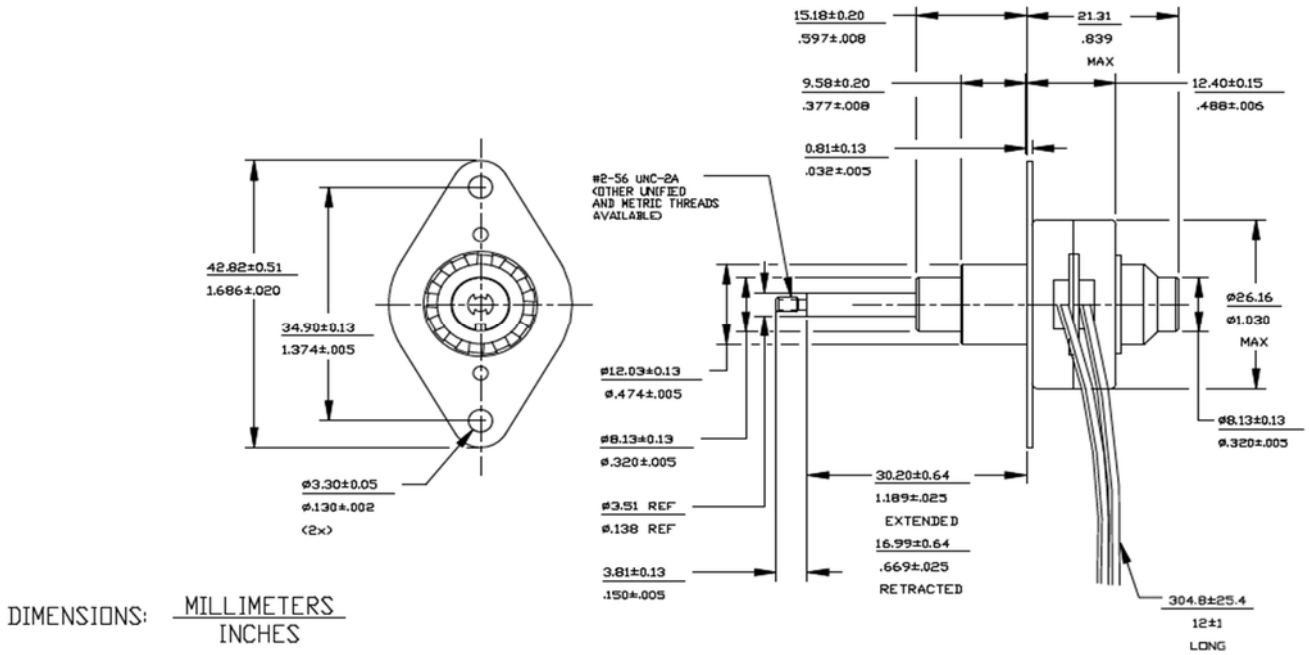

26DBM-K

Electrical Data		26DBMXXD1B-K Bipolar	26DBMXXD2B-K Bipolar	26DBMXXD1U-K Unipolar	26DBMXXD2U-K Unipolar	
1 Operating Voltage		5	12	5	12	VDC
2 Resistance per Phase, ± 10%		14.6	84.0	14.6	84.0	Ohms
3 Inductance per Phase, typ		8.4	43.3	5.0	26.5	mH
4 Rated Current per Phase *		0.34	0.14	0.34	0.14	A
Coil independent parameters	**XX**					
5 Max. Holding Force	@ .0005" (0.0127mm)	35.6 (128)		34.2 (123)		N (oz)
	@ .001" (0.0254mm)	28.9 (104)		28.1 (101)		N (oz)
	@ .002" (0.0508mm)	19.2 (69)		17.8 (64)		N (oz)
6 Min. Holding Force (Unenergized)	@ .0005" (0.0127mm)	55.6 (200)				N (oz)
	@ .001" (0.0254mm)	13.9 (50)				N (oz)
	@ .002" (0.0508mm)	5.5 (20)				N (oz)
7 Maximum travel	@ .0005" (0.0127mm)	13.2 (0.52)				mm (in)
	@ .001" (0.0254mm)	13.2 (0.52)				mm (in)
	@ .002" (0.0508mm)	13.2 (0.52)				mm (in)
8 Step Angle		7.5 ± .5				Degree
9 Steps per Revolution		48				
10 Ambient Temperature Range (operating)		-20 to +70 (-4 to +158)				°C (°F)
11 Maximum Coil Temperature		130 (266)				°C (°F)
12 Bearing Type		Ball Bearing				
13 Insulation Resistance at 500 VDC		20				Mohms
14 Dielectric Withstanding Voltage		650 for 2 seconds				VAC
15 Weight		34 (1.2)				g (oz)
16 Leadwire		AWG 28, UL 1429				

All Motor Data Values at 20°C Unless Otherwise Specified

* Energize at Rated Current, 2 Phase On

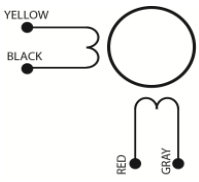

Extend

BIPOLAR COIL			
RED	GRAY	YELLOW	BLACK
+	-	+	-
+	-	-	+
-	+	-	+
-	+	+	-
+	-	+	-

Retract

VIEWED FROM OUTPUT SHAFT

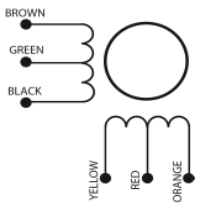

Extend

UNIPOLAR COIL				
YELLOW	ORANGE	BROWN	BLACK	RED/GREEN
+	-	+	-	+
+	-	-	+	+
-	+	-	+	+
-	+	+	-	+
+	-	+	-	+

Retract

VIEWED FROM OUTPUT SHAFT

(C) 2013. Portescap. Specifications subject to change without notice.