IA series

Low profile pushbutton switches for harsh environments - bushing Ø 16 mm - momentary

Distinctive features - Specifications - Overview

UG1410A



- ❑ **Resistant to frost, sand and hydrocarbons**
- ❑ **Tactile feedback**
- ❑ **Front panel sealed to IP65 and IP67**

B1

ENVIRONMENTAL SPECIFICATIONS

- Front panel sealing (see drawing opposite) : IP65 and IP67 acc. to IEC 60529
- Salt spray : IEC 512-6, test 11f
- Operating temperature : -20°C to +65°C

ELECTRICAL AND GENERAL SPECIFICATIONS

- Max. current/voltage rating with resistive load : 2A 24VDC
- Initial contact resistance : 100mΩ max.
- Insulation resistance : 100 MΩ min. at 500VDC
- Dielectric strength : 500 Vrms
- Electrical life at full load : 1.000.000 cycles
- Panel thickness : 7 mm (.276) max.
- Total travel : 1,5 mm (.059) +/- 0,3 mm
- Typical operating force : 7N +/- 2N
- Low level or mechanical life : 1.000.000 cycles
- **Torque : 0,5 to 1Nm max. applied to nut**

MATERIALS

- Case/bushing : thermoplastic
- Actuator : polyurethane
- Contacts : silver, gold plated
- Multi-wire lead AWG20, section 0,6 mm².
- Terminal seal : epoxy

PANEL MOUNTING

① Flat seal

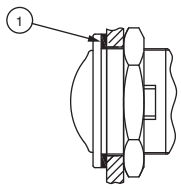

IA						
SERIES	Actuator shape	Electrical functions	Terminals	Contacts	Actuator colours	Case colour
	R round	3 Normally open (NO) 5 NC/NO combined	F Flying leads	1 Silver, gold plated	1 Blue 2 Black 3 Green 4 Grey 5 Yellow 6 Red 7/1 White 9 Orange	00 Black

Dimensions : First dimensions are in mm while inches are shown as bracketed numbers.

A sealing boot is available to protect the switches against frost and sand. See end of this catalogue.

Mounting accessories : Standard hardware supplied : 1 hex nut 19 mm (.748) across flats and 1 flat seal. Knurled nut U3327 available on request.

Packaging unit : 25 pieces

The company reserves the right to change specifications without notice.

IA series

Low profile pushbutton switches for harsh environments - bushing Ø 16 mm - momentary

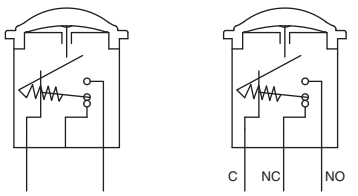

NO NC/NO combined

- Panel cut-out Ø 16,2 mm (.657)
- Min. pitch for matrix mounting :
  - with standard hex nut : 27 x 27 mm (1.062 x 1.062)
  - with knurled nut U3327: 20 x 20 mm (.787x.787)

MODEL STRUCTURE

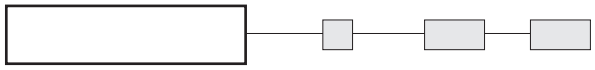

NO model has 2 terminals only.

Models



Normally open (NO)
IAR3F



NC/NO combined
IAR5F



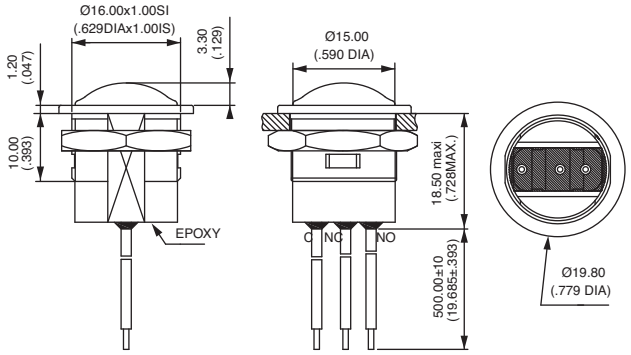

Wire colours (NC/NO) : black = common, brown = NC, blue = NO

CONTACT MATERIAL

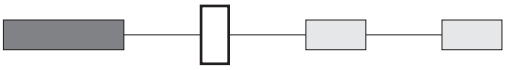

1 Silver, gold plated

ACTUATOR COLOURS

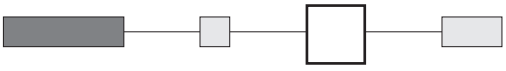

1 : blue - **2** : black - **3** : green - **4** : grey - **5** : yellow - **6** : red - **7/1** : white - **9** : orange

CASE COLOUR

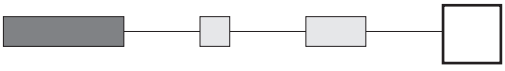

00 : black