EZ-LIGHT™ Indicators — Audible

Datasheet

For the latest technical information about this product, including specifications, dimensions, and wiring, see www.bannerengineering.com.

Contact Factory for more information.

- Rugged, cost-effective, and easy-to-install indicators available in K50 or K80 housing style
- Steady or pulsed sound indication
- Illuminated dome provides a big, easy-to-see green, red or yellow job light
- Compact devices are completely self-contained - no controller needed
- Choose NPN or PNP input, depending on model
- Immune to EMI and RFI interference
- 18 to 30 V dc operation
- 5-pin M12/Euro-style connection listed
- Three color LED function: green, red, and yellow [1]

	Models	Construction	Audible Tone [2]	Inputs
	K50LGRA1YPQ	50 mm dome/30 mm mount polycarbonate	Steady (75 dB)	PNP
	K50LGRA1YNQ			NPN
	K50LGRA2YPQ		Pulsed (75 dB)	PNP
	K50LGRA2YNQ			NPN
	K50LGRAL1YPQ		Loud Steady (95 dB)	PNP
	K50LGRAL1YNQ			NPN
	K80LGRA1YPQ	50 mm dome/Flat or DIN-mount polycarbonate, nylon	Steady (75 dB)	PNP
	K80LGRA1YNQ			NPN
	K80LGRA2YPQ		Pulsed (75 dB)	PNP
	K80LGRA2YNQ			NPN
	K80LGRAL1YPQ		Loud Steady (95 dB)	PNP
	K80LGRAL1YNQ			NPN

Integral QD models only are listed.

- To order the 150 mm PVC pigtail with QD model, replace Q with QP in the model number (example, K50LGRA1YPQP).
- K50L Models: To order the 2 m (6.5 ft) cable model, omit the suffix Q from the model number (example, K50LGRA1YP).
- K80L Models: to order the terminal-wired model, omit the suffix Q from the model number (example, K80LGRA2YP).
- Models with a quick disconnect fitting require a mating cable (see the *Accessories* section).

[1] Contact factory for other colors and color combinations.
[2] Typical decibel level is at a distance of 1 m.

Specifications

Supply Voltage and Current
18 to 30 V dc at 40 mA maximum, per LED color (alarm)

Indicators
LEDs or audible independently selected: green, red, yellow

Input Response Time
Indicator ON/OFF: 10 ms (maximum)

Oscillation Frequency
A1 models: 3 kHz ± 500 Hz
A2 models: 3 kHz ± 500 Hz; pulse rate 3 Hz ± 20%
AL1 models: 2.7 kHz ± 500 Hz

Connections
Integral 5-pin M12/Euro-style quick disconnect fitting, or 150 mm PVC pigtail with quick disconnect fitting, or 2 m (6.5 ft) integral cable, depending on model
K80L Models: Terminal-wired models for use with bulk cable available

Construction
See Models table

Operating Conditions
−20 °C to +50 °C (−4 °F to +122 °F)

Environmental Rating
IP50

Certifications
(K50L models only)

Dimensions

K50L

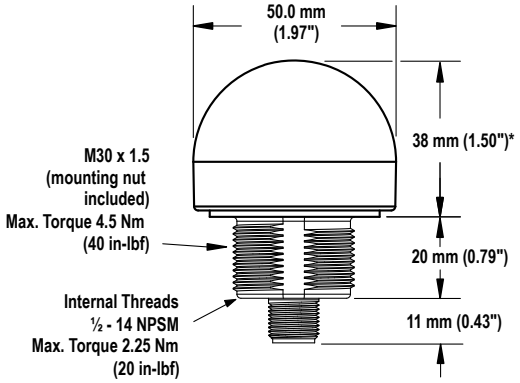

K80L

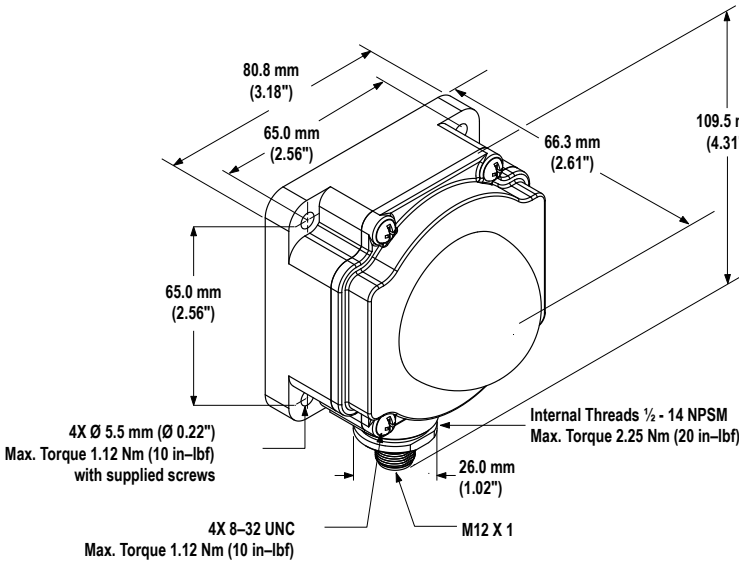

Wiring

PNP (Sourcing) Input	NPN (Sinking) Input	Key:
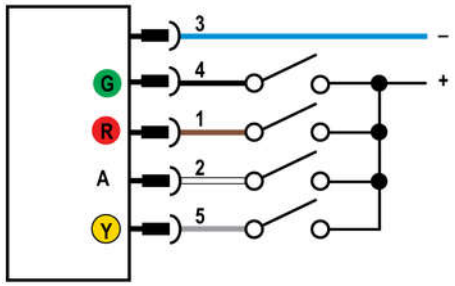	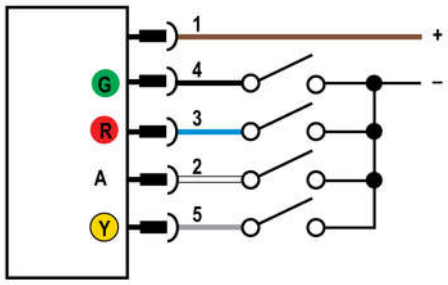	1 = Brown 2 = White 3 = Blue 4 = Black 5 = Gray G = Green R = Red Y = Yellow A = Alarm

Accessories

5-Pin Threaded M12/Euro-Style Cordsets (Single Ended)

Model	Length	Style	Dimensions	Pinout (Female)
MQDC1-501.5	0.50 m (1.5 ft)	Straight	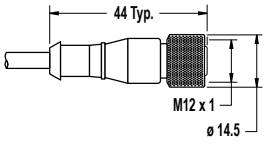	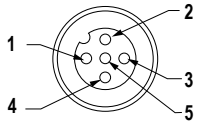 1 = Brown 2 = White 3 = Blue 4 = Black 5 = Gray
MQDC1-506	1.83 m (6 ft)			
MQDC1-515	4.57 m (15 ft)			
MQDC1-530	9.14 m (30 ft)			
MQDC1-506RA	1.83 m (6 ft)	Right-Angle	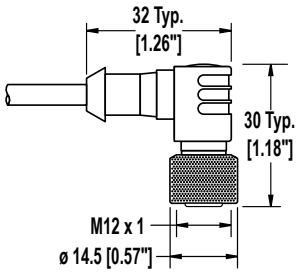	
MQDC1-515RA	4.57 m (15 ft)			
MQDC1-530RA	9.14 m (30 ft)			

K80L Brackets

SMBDX80DIN

Black reinforced thermoplastic
Bracket for mounting on a 35 mm DIN rail

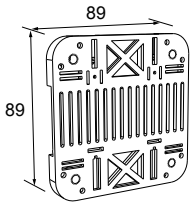

K50L Brackets

SMB30A

- Right-angle bracket with curved slot for versatile orientation
- Clearance for M6 (¼ in) hardware
- Mounting hole for 30 mm sensor
- 12-ga. stainless steel

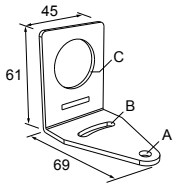

Hole center spacing: A to B=40
Hole size: A=ø 6.3, B= 27.1 x 6.3, C=ø 30.5

SMB30MM

- 12-ga. stainless steel bracket with curved mounting slots for versatile orientation
- Clearance for M6 (¼ in) hardware
- Mounting hole for 30 mm sensor

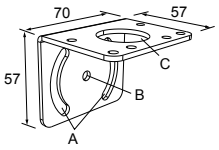

Hole center spacing: A = 51, A to B = 25.4
Hole size: A = 42.6 x 7, B = ø 6.4, C = ø 30.1

SMBAMS30RA

- Right-angle SMBAMS series bracket
- 30 mm hole for mounting sensors
- Articulation slots for 90°+ rotation
- 12-ga. (2.6 mm) cold-rolled steel

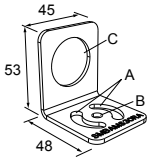

Hole center spacing: A=26.0, A to B=13.0
Hole size: A=26.8 x 7.0, B=ø 6.5, C=ø 31.0

SMB30SC

- Swivel bracket with 30 mm mounting hole for sensor
- Black reinforced thermoplastic polyester
- Stainless steel mounting and swivel locking hardware included

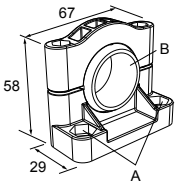

Hole center spacing: A=ø 50.8
Hole size: A=ø 7.0, B=ø 30.0

SMB30FA

- Swivel bracket with tilt and pan movement for precise adjustment
- Mounting hole for 30 mm sensor
- 12-ga. 304 stainless steel
- Easy sensor mounting to extrude rail T-slot
- Metric and inch size bolt available

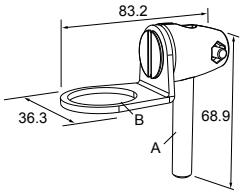

Bolt thread: SMB30FA, A= 3/8 - 16 x 2 in; SMB30FAM10, A= M10 - 1.5 x 50
Hole size: B= ø 30.1

SMBAMS30P

- Flat SMBAMS series bracket
- 30 mm hole for mounting sensors
- Articulation slots for 90°+ rotation
- 12-ga. 300 series stainless steel

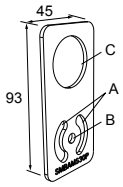

Hole center spacing: A=26.0, A to B=13.0
Hole size: A=26.8 x 7.0, B=ø 6.5, C=ø 31.0

SMB30FVK

- V-clamp, flat bracket and fasteners for mounting to pipe or extensions
- Clamp accommodates 28 mm dia. tubing or 1 in. square extrusions
- 30 mm hole for mounting sensors

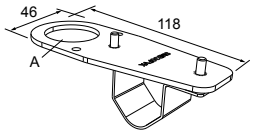

Hole size: A= ø 31

SMB30RAVK

- V-clamp, right-angle bracket and fasteners for mounting sensors to pipe or extrusion
- Clamp accommodates 28 mm dia. tubing or 1 in. square extrusions
- 30 mm hole for mounting sensors

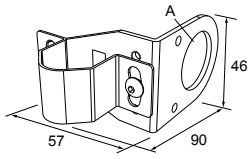

Hole size: A = ø 30.5

Banner Engineering Corp Limited Warranty

Banner Engineering Corp. warrants its products to be free from defects in material and workmanship for one year following the date of shipment. Banner Engineering Corp. will repair or replace, free of charge, any product of its manufacture which, at the time it is returned to the factory, is found to have been defective during the warranty period. This warranty does not cover damage or liability for misuse, abuse, or the improper application or installation of the Banner product.

THIS LIMITED WARRANTY IS EXCLUSIVE AND IN LIEU OF ALL OTHER WARRANTIES WHETHER EXPRESS OR IMPLIED (INCLUDING, WITHOUT LIMITATION, ANY WARRANTY OF MERCHANTABILITY OR FITNESS FOR A PARTICULAR PURPOSE), AND WHETHER ARISING UNDER COURSE OF PERFORMANCE, COURSE OF DEALING OR TRADE USAGE.

This Warranty is exclusive and limited to repair or, at the discretion of Banner Engineering Corp., replacement. IN NO EVENT SHALL BANNER ENGINEERING CORP. BE LIABLE TO BUYER OR ANY OTHER PERSON OR ENTITY FOR ANY EXTRA COSTS, EXPENSES, LOSSES, LOSS OF PROFITS, OR ANY INCIDENTAL, CONSEQUENTIAL OR SPECIAL DAMAGES RESULTING FROM ANY PRODUCT DEFECT OR FROM THE USE OR INABILITY TO USE THE PRODUCT, WHETHER ARISING IN CONTRACT OR WARRANTY, STATUTE, TORT, STRICT LIABILITY, NEGLIGENCE, OR OTHERWISE.

Banner Engineering Corp. reserves the right to change, modify or improve the design of the product without assuming any obligations or liabilities relating to any product previously manufactured by Banner Engineering Corp.