PRODUCT-DETAILS

# S804C-B20

## S804C-B20 High Performance MCB



### General Information

| | |
|---|---|
| Extended Product Type | S804C-B20 |
| Product ID | 2CCS884001R0205 |
| EAN | 7612271212599 |
| Catalog Description | S804C-B20 High Performance MCB |
| Long Description | The S804C-B20 is a 4-pole High Performance Circuit breaker with B-characteristic, with cage terminal and a rated current of 20 A. It is a current limiting device with a maximum breaking capacity of 25kA at 240/415V. It can be used for voltages up to 254/440V and in DC as well. It has two different tripping mechanisms, the thermal tripping mechanism for overload protection and the electromechanic tripping mechanism for short circuit protection. The S804C-B20 complies with IEC/EN 60898-1 and IEC/EN 60947-2 and allows the use for residential, commercial and industrial applications. It has numerous of approvals, therefore it can be used worldwide. The extensive range of accessory makes the use of S804C-B20 more comfortable. Due to the fast arc extinction of S804C-B20 your application will be secured. |

### Technical

| | |
|---|---|
| Standards | IEC/EN 60947-2<br>IEC/EN 60898-1<br>UL 1077 |

© 2024 ABB. All rights reserved.

| | |
|---|---|
| Tripping Characteristic | B |
| Rated Operational Voltage | acc. to IEC 60898-1 400 V AC<br>acc. to IEC 60947-2 415 V AC |
| Operational Voltage | Maximum 230/400 V AC<br>Minimum 12 V AC |
| Rated Insulation Voltage ($U_i$) | acc. to IEC/EN 60664-1 500 V |
| Rated Impulse Withstand Voltage ($U_{imp}$) | 8 kV |
| Input Voltage Type | AC/DC |
| Rated Current ($I_n$) | 20 A |
| Rated Short-Circuit Capacity | (400 V AC) 15 kA |
| Rated Ultimate Short-Circuit Breaking Capacity ($I_{cu}$) | (415 V AC) 25 kA<br>(440 V AC) 15 kA<br>(500 V DC) 10 kA |
| Rated Service Short-Circuit Breaking Capacity ($I_{cs}$) | (415 V AC) 25 kA<br>(440 V AC) 10 kA<br>(500 V DC) 10 kA |
| Frequency (f) | 50 / 60 Hz |
| Rated Frequency (f) | 50/60 Hz |
| Power Loss | 14 W<br>at Rated Operating Conditions per Pole 3.5 W |
| Contact Position Indication | ON / OFF / TRIP |
| Energy Limiting Class | 3 |
| Electrical Endurance | 10000 cycle |
| Mechanical Endurance | 10000 cycle |
| Number of Protected Poles | 4 |
| Number of Poles | 4 |
| Overvoltage Category | IV |
| Tightening Torque | 3.5 N·m<br>31 in·lb |
| Release Type | B |
| Actuator Marking | I / O |
| Housing Material | Insulation group I, RAL 7035 |
| Mounting on DIN Rail | TH35-15 (35 x 15 mm Mounting Rail) acc. to IEC 60715<br>TH35-7.5 (35 x 7.5 mm Mounting Rail) acc. to IEC 60715 |
| Mounting Position | Any |
| Recommended Screw Driver | Pozidriv 2 |
| Accessories Available | Yes |
| Remarks | Connection from top and bottom Connecting with CU only IP40 in enclosure with cover Cage terminal with captive screw |
| Connecting Capacity | Flexible 0 … 50 mm²<br>Rigid 0 … 70 mm² |
| Terminal Type | Screw Terminals |

## Material Compliance

| | |
|---|---|
| RoHS Information | 9AKK107680A3903<br>2CCC005083D0202 |
| RoHS Status | Following EU Directive 2011/65/EU |
| RoHS Date | 20170426 |
| REACH Declaration | 9AKK108469A6125 |
| REACH Information | No data - If REACH inform is not yet available for a certain product |

© 2024 ABB. All rights reserved.

| | |
|---|---|
| REACH Date | 20190320 |
| Conflict Minerals Reporting Template (CMRT) | 9AKK108468A3363 |

## Environmental

| | |
|---|---|
| Ambient Air Temperature | Operation -25 ... +60 °C<br>Storage -40 ... +70 °C |
| Reference Ambient Air Temperature | acc. to IEC60947-2 30 °C<br>acc. to EN60898-1 30 °C |
| Degree of Protection | IP20 |
| Pollution Degree | 3 |
| Resistance to Vibrations | 1 mm 2 - 13.2 Hz<br>0.7g with Load 100% x Ie 13.2 - 100 Hz |
| Resistance to Shock acc. to IEC 60068-2-27 | 5 g<br>30 ms |
| Environmental Information | 2CCY413207D0203 |

## Technical UL/CSA

| | |
|---|---|
| Interrupting Rating acc. to UL1077 | (480Y / 277 V AC) 10 kA<br>(500 V DC) 10 kA |

## Dimensions

| | |
|---|---|
| Width in Number of Modular Spacings | 6 |
| Product Net Width | 106 mm |
| Product Net Height | 95 mm |
| Product Net Depth / Length | 82.5 mm |
| Product Net Weight | 980 g |
| Built-In Depth ($t_2$) | 82.5 mm |
| Dimension Diagram | 2CCC413003C0201 |

## Ordering

| | |
|---|---|
| Package Level 1 Units | box 1 piece |
| Package Level 1 Gross Weight | 1010 g |

## Certificates and Declarations

| | |
|---|---|
| CB Certificate | 9AKK107680A0835<br>2CCC413029D0202 |
| CCC Certificate | CQC2014010307713173 |
| Declaration of Conformity - CE | 2CCC005083D0202 |
| ESTI Certificate | 2CCC413028D0101 |
| UL Certificate | 9AKK107680A2286 |
| VDE Certificate | 2CCC413039D0601 |

© 2024 ABB. All rights reserved.

## Installation

| | |
|---|---|
| Instructions and Manuals | 2CCC413016M0008 |

## Popular Downloads

| | |
|---|---|
| Data Sheet, Technical Information | 9AKK108468A9560<br>9AKK108468A9561<br>9AKK108468A9562 |

## Classifications

| | |
|---|---|
| ETIM 8 | EC000042 - Miniature circuit breaker (MCB) |
| ETIM 9 | EC000042 - Miniature circuit breaker (MCB) |
| WEEE Category | 5. Small Equipment (No External Dimension More Than 50 cm) |
| WEEE B2C / B2B | Business To Business |
| CN8 | 85362020 |
| eClass | V11.0 : 27141901 |
| Object Classification Code | F |

## Categories

Low Voltage Products and Systems → Modular DIN Rail Products → High Performance Circuit Breakers HPCBs → High Performance Circuit Breakers HPCBs





© 2024 ABB. All rights reserved.