DATASHEET



Z4V7H 336-11Z-M20-1058

- with rubber roller 50 mm diameter
- Lever angle adjustable in 10° steps
- Design to EN 50041
- Thermoplastic enclosure
- Double-insulated
- suitable for elevators
- Good resistance to oil and petroleum spirit
- Wide range of alternative actuators
- Actuator heads can be repositioned by 4 x 90°
- 1 Cable entry M 20 x 1.5

Data

Ordering data

Product type description	Z4V7H 336-11Z-M20-1058
Article number (order number)	151171820
eCl@ss number, version 12.0	27-27-06-01
eCl@ss number, version 11.0	27-27-06-01
eCl@ss number, version 9.0	27-27-06-01
ETIM number, version 7.0	EC000030
ETIM number, version 6.0	EC000030

Approvals - Standards

Certificates	CCC

General data

Housing construction form	Norm construction design
Housing material	Plastic, glass-fibre-reinforced

Lever material	Metal film
Gross weight	195 g

General data - Features

Suitable for elevators	Yes

Safety classification

Standards	BG-GS-ET-15 EN ISO 13849-1 EN IEC 60947-5-1
Mission time	20 Year(s)

Mechanical data

Actuating element	Roller lever
Roller material	rubber
Mechanical life, minimum	30,000,000 Operations
Actuating speed, maximum	2.5 m/s
Note (Actuating speed)	Actuating speed with actuating angle 30° to switch axis
Note (Switchover time)	Switchover time in accordance with actuating speed

Mechanical data - Connection technique

Termination	Screw terminals M20 x 1.5
Cable section, minimum	0.75 mm²
Cable section, maximum	2.5 mm²
Note	All indications including the conductor ferrules.

Mechanical data - Dimensions

Length of sensor	38 mm
Width of sensor	40.5 mm
Height of sensor	244.5 mm

Ambient conditions

Degree of protection	IP65 IP67
Ambient temperature	-30 ... +80 °C

Ambient conditions - Insulation values

Rated impulse withstand voltage U_{imp}	6 kV

Electrical data

Thermal test current	10 A
Required rated short-circuit current	1,000 A
Utilisation category AC-15	230 VAC
Utilisation category AC-15	4 A
Utilisation category DC-13	24 VDC
Utilisation category DC-13	4 A
Switching principle	Slow action
Bounce duration, maximum	2 ms
Maximum switching frequency	5,000 /h
Material of the contacts, electrical	Silver

Ordering code

Product type description:
(1)(2) 336-(3)(4)-(5)-(6)-(7)-(8)-(9)

(1)

Z	Snap action
T	Slow action (not for AF/S)

(2)

S	Plunger S

R	Roller plunger R
H	Roller lever H
10H	Rod lever 10H
7H	Roller lever 7H
1K	Offset roller lever 1K
3K	Angle roller lever 3K
RMS	Brass roller

(3)

11	1 NO contact/1 NC contact
02	2 NC contact
20	2 NO contacts, (switches with 2 NO contacts are not suitable for safety applications)
01/01	1 NC contact left / 1 NC contact right

(4)

Y	IP 65
Z	IP 67

(5)

	without latching
R	with latching

(6)

H	Slow action with staggered contacts
UE	Slow action with overlapping contacts

(7)

without	Cable entry M20
NPT	Cable entry NPT 1/2"
ST	M12 connector with A-coding
ST-2310	M12 connector with B-coding

(8)

2138	Roller lever 7H for position switches with safety function

(9)

1637	Gold-plated contacts

Pictures

Product picture (catalogue individual photo)



ID: K336HF06-edit
| 695.7 kB | .jpg | 190.5 x 487.892 mm - 540 x 1383 px - 72 dpi
| 148.8 kB | .png | 74.083 x 189.442 mm - 210 x 537 px - 72 dpi
| 36.8 kB | .jpg | 48.331 x 123.472 mm - 137 x 350 px - 72 dpi

Dimensional drawing basic component

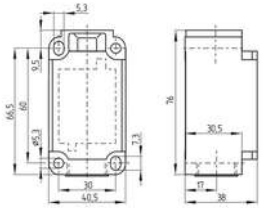

ID: 1-336g01
| 51.4 kB | .cdr |
| 4.1 kB | .png | 74.083 x 51.506 mm - 210 x 146 px - 72 dpi
| 107.0 kB | .jpg | 352.778 x 245.181 mm - 1000 x 695 px - 72 dpi

Dimensional drawing actuator

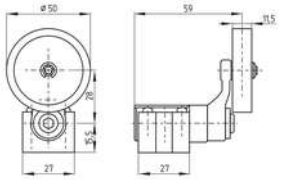

ID: 1h336g07
| 25.7 kB | .cdr |
| 4.4 kB | .png | 74.083 x 51.858 mm - 210 x 147 px - 72 dpi
| 97.4 kB | .jpg | 352.778 x 247.297 mm - 1000 x 701 px - 72 dpi

Dimensional drawing actuator

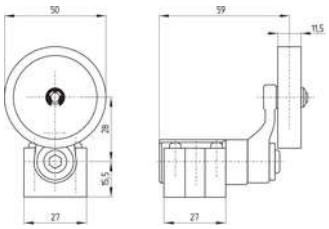

ID: kh336g07
| 23.7 kB | .cdr |
| 4.4 kB | .png | 74.083 x 50.447 mm - 210 x 143 px - 72 dpi
| 106.6 kB | .jpg | 352.778 x 239.889 mm - 1000 x 680 px - 72 dpi

Schmersal India Pvt. Ltd., Plot No - G-7/1, Ranjangaon MIDC, Tal. - Shirur, Dist.- Pune 412 220
The details and data referred to have been carefully checked. Images may diverge from original. Further technical data can be found in the manual. Technical amendments and errors possible.
Generated on: 26/12/2024, 6:27 am