Sensing Accessories

Mounting Brackets page 370



- Using the right bracket ensures optimum performance from your Banner sensors.
- Stainless steel and reinforced thermoplastic polyester mounts reduce installation time and lower total installed cost.
- Choice includes angled, through-hole brackets and split-clamp models that mount to a flat surface.
- Versatile swivel-mount models mount flat and have an adjustable ball to position the sensor at any angle.
- Custom brackets can be designed for your unique applications.

Quick-Disconnect (QD) Cables page 410



- Allow sensors to be replaced or moved quickly, minimizing downtime.
  - Pico- (M8), Euro- (M12), and Mini-styles are available for dc powered sensors.
  - Micro- and Mini-styles are available for ac powered sensors.
  - Choose straight or right-angle connectors.

Retroreflectors and Tape page 425



- Banner offers a complete line of high-quality acrylic targets, high-temperature targets and adhesive-backed retroreflective tapes (not shown).
- Numerous sizes, shapes and mounting options meet your application requirements.
- New high-reflectivity models dramatically increase sensing ranges, with reflectivity factors up to 3x.
- Maximum temperature ratings range from 50° to 480° C.
- Various mounting options are available.

Harsh Duty Enclosures & Lens Shields page 436



- Lens shields protect emitter/receiver from impact and contamination.
- Tubular enclosures guard entire EZ-ARRAY™ emitter/receiver in washdown environments.
- Heated enclosures protect MINI-ARRAY® emitter/receiver in outdoor environments.

Miscellaneous

Stands and Mounting Systems	page 441
Apertures and Aperture Kits	443
Replacement Lens Assemblies	445
Alignment Tools	446
Power Supplies & Interface Modules	447

Banner Bracket Selection Chart

Sensor	Used With						
WORLD-BEAM® Q12 page 46 	SMBQ12A page 393	SMBQ12T page 394					
T8 page 49 	SMB8MM page 383						
MINI-BEAM®2 page 52 	SMBQS12PD page 396	SMBQ12S page 396					
M12 page 55 	SMBQS12PD page 396						
VS1 page 58 	SMBVS1S page 400	SMBVS1SC page 400	SMBVS1T page 401	SMBVS1TC page 401			
VS2 page 61 	SMBVS2RA page 401						
VS3 page 64 	SMBVS3S page 401	SMBVS3T page 402					
VS4 page 67 	SMBVS4SRA page 402						
WORLD-BEAM® QS18 page 70 	SMB18A page 377	SMB18FA page 377	SMB18FM page 377	SMB18Q page 377	SMB18SF page 378	SMB18UR page 378	SMB3018SC page 378
	SMB30SK page 380	SMB30SUS page 380	SMB312PD page 381	SMB312S page 380	SMB4050YL page 381	SMB46A page 381	SMB46L page 382
	SMB46S page 382	SMB46U page 382	SMBAMS18P page 384	SMBAMS18RA page 384	SMBQS18A page 397	SMBQS18AF page 397	SMBQS18DIN page 397
	SMBQS18RA page 397	SMBQS18Y page 398	SMBQS18YL page 398	SMH241F page 402			
MINI-BEAM® page 79 	SMB18A page 377	SMB18FA page 377	SMB18Q page 377	SMB18SF page 378	SMB18UR page 378	SMB3018SC page 378	SMB30SK page 380
	SMB30SUS page 380	SMB312B page 380	SMB312PD page 381	SMB312S page 380	SMB46L page 382	SMB46S page 382	SMB46U page 382
	SMBAMS18P page 384	SMBAMS18RA page 384	SMH241F page 402				
WORLD-BEAM® Q20 page 92 	SMBQ20 page 394	SMBQ20L page 395	SMBQ20LV page 395	SMBQ20U page 395			
S18 page 95 	SMB18A page 377	SMB18FA page 377	SMB18FM page 377	SMB18Q page 377	SMB18SF page 378	SMB18UR page 378	SMB3018SC page 378
	SMB30SK page 380	SMB312PD page 381	SMB46A page 381	SMBAMS18P page 384	SMBAMS18RA page 384		
M18 page 95 	SMB18A page 377	SMB18FA page 377	SMB18FM page 377	SMB18Q page 377	SMB18SF page 378	SMB18UR page 378	SMB3018SC page 378
	SMB30SK page 380	SMB312PD page 381	SMB30SK page 380	SMB312PD page 381	SMBAMS18P page 384	SMBAMS18RA page 384	

Banner Bracket Selection Chart

Sensor	Used With						
T18 page 101 	SMB1815SF page 376	SMB18A page 377	SMB18FA page 377	SMB18FM page 377	SMB18Q page 377	SMB18SF page 378	SMB18UR page 378
	SMB3018SC page 378	SMB30SK page 380	SMB312PD page 381	SMBAMS18P page 384	SMBAMS18RA page 384	SMBT18Y page 400	
Q25 page 106 	SMB18A page 377	SMB18FA page 377	SMB18Q page 377	SMB18SF page 378	SMB18UR page 378	SMB3018SC page 378	SMB30SK page 380
	SMB312PD page 381						
WORLD-BEAM® QS30 page 112 	SMB30A page 378	SMB30FA page 379	SMB30MM page 379	SMB30Q page 379	SMB30SC page 382	SMB46L page 382	SMB46S page 382
	SMBAMS30P page 384	SMBAMSRAB page 387	SMBQS30L page 398	SMBQS30LT page 398	SMBQS30Y page 399	SMBQS30YL page 399	
S30 page 121 	SMB30A page 378	SMB30FA page 379	SMB30MM page 379	SMB30Q page 379	SMB30SC page 379	SMBAMS30P page 384	SMBAMS30RA page 385
SM30/SMI30 page 125 	SMB30A page 378	SMB30FA page 379	SMB30MM page 379	SMB30Q page 379	SMB30SC page 379	SMBAMS30P page 384	SMBAMS30RA page 385
T30 page 129 	SMB1815SF page 376	SMB30SC page 379	SMB30A page 378	SMB30FA page 379	SMB30MM page 379	SMB30Q page 379	
	SMBAMS30P page 384	SMBAMS30RA page 385					
Q40 page 133 	SMB30A page 378	SMB30FA page 379	SMB30MM page 379	SMB30Q page 379	SMB30SC page 379	SMBAMS30P page 384	SAMBAMS30RA page 385
PicoDot® page 137 	SMB46A page 381	SMB46L page 382	SMB46S page 382	SMB46U page 382			
QM42/QMT42 page 140 	SMB3018SC page 378	SMB30SK page 380	SMB30SUS page 380	SMB312S page 381	SMB42T page 381	SMB46L page 382	SMB46S page 382
	SMB46U page 382	SMH241F page 402					
Q45 page 146 	SMB30A page 378	SMB30FA page 379	SMB30MM page 379	SMB30Q page 379	SMB30SC page 379	SMB30UR page 380	SMBAMS30P page 384
	SAMBAMS30RA page 385						
OMNI-BEAM™ page 159 	SMB30A page 378	SMB30FA page 379	SMB30MM page 379	SMB30Q page 379	SMB30SC page 379	SMB30UR page 380	SMBAMS30P page 384
	SAMBAMS30RA page 385						
Q60 page 165 	SMBAMSQ60IP page 386	SMBAMSQ60P page 387	SMBQ60 page 396				
D10 page 172 	DIN-35-.. page 375	SMBR55F01 page 399	SMBR55FRA page 399				

More on next page

Banner Bracket Selection Chart (cont'd)

Sensor	Used With						
D12 **page 178** 	DIN-35-.. page 375	SMBR55F01 page 379	SMBR55FRA page 399				
R55F **page 183** 	DIN-35-.. page 375	SMBR55F01 page 399	SMBR55FRA page 399				
FI22 **page 186** 	N/A						
LX **page 212** 	SMBLX page 390	SMBLXR page 391					
SLM **page 216** 	N/A						
SL10/SL30 **page 219** 	SMBSL page 400						
C-GAGE® SLC1 **page 222** 	N/A						
R58E **page 225** 	SMB55A page 382	SMB55F page 383	SMB55RA page 383	SMB55S page 383			
QC50/QCX50 **page 228** 	SMBQC50 page 396						
QL50/QL55 **page 230** 	SMB55A page 382	SMB55F page 383	SMB55RA page 383	SMB55S page 383			
OTB/LTB/STB **page 234** 	SMB30A page 378	SMB30FA page 379	SMB30MM page 379	SMB30Q page 379	SMB30SC page 379	SMBAMS30P page 384	SMBAMS30RA page 385
L-GAGE® LT3 **page 244** 	SMBAMSLT3IP page 386	SMBAMSLT3P page 386	SMBLT31 page 389	SMBLT32 page 389	SMBLT3IP page 390		
L-GAGE® LT7 **page 248** 	SMBLT7 page 390	SMBLT7F page 390					
L-GAGE® LG5/LG10 **page 252** 	SMBLG page 389	SMBLGA page 389					
L-GAGE® Q50 **page 256** 	SMBQ50 page 395						
U-GAGE® QT50U **page 262** 	SMB30A page 378	SMB30FA page 379	SMB30MM page 379	SMB30SC page 379	SMBAMS30P page 384	SMBAMS30RA page 385	

Banner Bracket Selection Chart

Sensor	Used With						
U-GAGE® S18U page 266 	SMB18A page 377	SMB18FA page 377	SMB18FM page 377	SMB18Q page 377	SMB18SF page 378	SMB18UR page 378	SMB3018SC page 378
	SMB30SK page 380	SMB312PD page 381	SMBAMS18P page 384	SMBAMS18RA page 384			
QS18U page 269 	SMB18A page 377	SMB18FA page 377	SMB18FM page 377	SMB18Q page 377	SMB18SF page 378	SMB18UR page 378	SMB3018SC page 378
	SMB30SK page 380	SMB30SUS page 380	SMB312PD page 381	SMB312S page 381	SMB46A page 381	SMB46L page 382	SMB46S page 382
	SMB46U page 382	SMBAMS18P page 384	SMBAMS18RA page 384	SMBQS18A page 397	SMBQS18RA page 397	SMBQS18Y page 398	SMH241F page 402
U-GAGE® T30U page 272 	SMB1815SF page 376	SMB30A page 378	SMB30FA page 379	SMBAMS30P page 384	SMBAMS30RA page 385		
U-GAGE® Q45U page 276 	SMB30A page 378	SMB30FA page 379	SMB30MM page 379	SMB30Q page 379	SMB30SC page 379	SMB30UR page 380	SMBAMS30P page 384
	SMBAMS30RA page 385						
U-GAGE® Q45UR page 280 	SMB18A page 377	SMB18FA page 377	SMB18Q page 377	SMB18SF page 378	SMB18UR page 378	SMB3018SC page 378	SMB30A page 378
	SMB30FA page 379	SMB30MM page 379	SMB30Q page 379	SMB30SC page 379	SMB30SK page 380	SMB30UR page 380	SMB312PD page 381
	SMBAMS18P page 384	SMBAMS18RA page 384	SMBAMS30P page 384	SMBAMS30RA page 385			
U-GAGE® T18U page 284 	SMB1815SF page 376	SMB18A page 377	SMB18FA page 377	SMB18Q page 377	SMB18SF page 378	SMB18UR page 378	SMB3018SC page 378
	SMB30SK page 380	SMB312PD page 381	SMBAMS18P page 384	SMBAMS18RA page 384	SMBT18Y page 400		
A-GAGE® EZ-ARRAY™ page 288 	EZA-MBK-20 page 375						
A-GAGE® MINI-ARRAY® page 291 	DIN-35-.. page 375	MSMB-3 page 375					
T-GAGE® M18T page 303 	SMB18A page 377	SMB18FA page 377	SMB18FM page 377	SMB18SF page 378	SMB18UR page 378	SMB30SK page 380	SMB312PD page 381
	SMB46A page 381	SMBAMS18P page 384	SMBAMS18RA page 384				
R-GAGE™ QT50R page 306 	SMB30A page 378	SMB30FA page 379	SMB30MM page 379	SMB30SC page 379	SMBAMS30P page 384	SMBAMS30RA page 385	
EZ-LIGHT™ K50 page 346 	SA-K50A18 page 376	SMB30A page 378	SMB30FA page 379	SMB30MM page 379	SMB30Q page 379	SMB30SC page 379	SMBAMS30P page 384
	SMBAMS30PL52 page 384	SMBAMS30PL52R page 385	SMBAMS30RA page 385	SMBAMS30RLJ page 385	SMBAMS30RLS page 385		
EZ-LIGHT™ K80 page 346 	SMBDX80DIN page 387						

More on next page

Banner Bracket Selection Chart (cont'd)

Sensor	Used With						
EZ-LIGHT™ VTB page 358 	SMB30A page 378	SMB30FA page 379	SMB30MM page 379	SMB30Q page 379	SMB30SC page 379	SMBAMS30P page 384	SMBAMS30PL52 page 384
	SMBAMS30PL52R page 385	SMBAMS30RA page 385	SMBAMS30RLJ page 385	SMBAMS30RLS page 385			
EZ-LIGHT™ PVA page 354 	SMBPVA1 page 391	SMBPVA2 page 391	SMBPVA.. page 392	SMBPVA..A page 392	SMBPVA..AB page 392	SMBPVA..C page 392	SMBPVA6 page 392
	SMBPVA7 page 393	SMBPVA8 page 393	SMBPVA9 page 393				
EZ-LIGHT™ PVD page 351 	SMBPVA1 page 391	SMBPVA11 page 391	SMBPVA2 page 391	SMBPVA..C page 392	SMBPVA6 page 392	SMBPVA7 page 393	SMBPVA8 page 393
	SMBPVA9 page 393	SMBPVD..A page 394	SMBPVD..AB page 394				
EZ-LIGHT™ T8L page 361 	SMB8MM page 383						
EZ-LIGHT™ T18/M18 page 361 	SMB1815SF page 376	SMB18A page 377	SMB18FA page 377	SMB18Q page 377	SMB18SF page 378	SMB18UR page 378	SMB3018SC page 378
	SMB30SK page 380	SMB312PD page 381	SMBAMS18P page 384	SMBAMS18RA page 384	SMBT18Y page 400		
EZ-LIGHT™ T30/K50L page 361 	SMB1815SF page 376	SMB30A page 378	SMB30FA page 379	SMB30MM page 329	SMB30Q page 379	SMB30SC page 379	SMBAMS30P page 384
	SMBAMS30PL52R page 385	SMBAMS30PL52 page 384	SMBAMS30RA page 385	SMBAMS30RLJ page 385	SMBAMS30RLS page 385		
EZ-LIGHT™ K80L page 361 	SMBDX80DIN page 387						
SureCross™ DX80/DX85/DX70 page 335 	SMBDX80DIN page 387						

DIN-35..

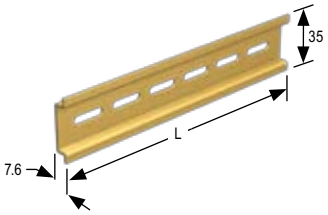

All measurements in mm

Model	Length (L)
DIN-35-70	70
DIN-35-105	105
DIN-35-140	140

Hole center spacing: 35.1
Hole size: 25.4 x 5.3

- Available in 70, 105 & 140 mm lengths

Sensors



Used with

D10
D12
R55F

Controllers



Used with

MINI-ARRAY
High-Resolution MINI-ARRAY

EZA-MBK-20

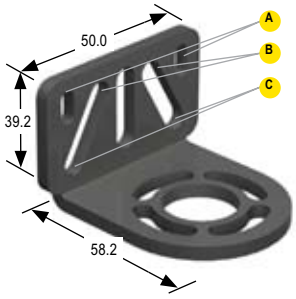

All measurements in mm

Hole center spacing: A = 44.4, B = 20.0, C = 40.0
Hole size: A = 10.2 x 5.4, B = 27.6 x 7.0, C = 25.0 x 7.0

- Two-bracket kit for one emitter or receiver
- Adapter brackets for mounting to engineered/slotted aluminum framing such as 80/20™ and Unistrut™

Sensors



Used with

EZ-ARRAY

MSMB-3

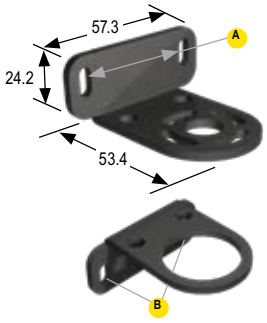

All measurements in mm

Hole center spacing:
A, B = 44.5
Hole size: A, B = 10.2 x 4.8

- Two-bracket replacement kit for the emitter or receiver
- 11-ga. cold-rolled steel with black corrosion-resistant zinc chromate finish

Sensors



Used with

High-Resolution MINI-ARRAY
MINI-ARRAY

RMB50

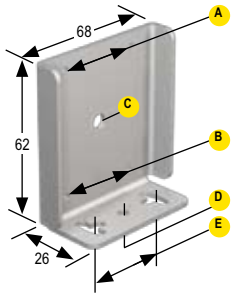

All measurements in mm

Hole center spacing:
A, B = 34.0, A to B = 52.0, E = 26.0
Hole size: A, B = ø 0.5, C = ø 6.3, D = ø 4.5, E = 13.8 X 4.5

- Protective mounting bracket for retroreflective targets
- 14-ga. 316 stainless steel
- Stainless steel M3 x 0.5 hardware included

Round Targets



Used with

BRT-50D
BRT-50R

Square Targets



Used with

BRT-2X2

Rectangular Targets



Used with

BRT-60X40C

RMB85

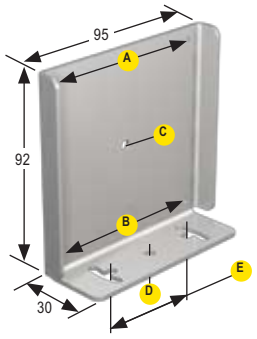

All measurements in mm

Hole center spacing:
A, B, A to B = 77.0, E = 46.0
Hole size: A, B = ø 0.5,
C = ø 4.8, D = ø 4.5,
E = 19.0 x 4.5

- Protective mounting bracket for retroreflective targets
- 14-ga. 316 stainless steel
- Stainless steel M3 x 0.5 hardware included

Round Targets



Used with

BRT-3

Square Targets



Used with

BRT-77X77C

RMB100

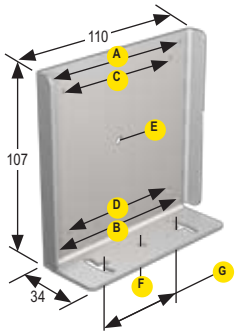

All measurements in mm

Hole center spacing:
A, B, A to B = 92.0,
C, D, C to D = 77.0, G = 56.0
Hole size: A, B, C, D = ø 0.5,
E = ø 4.8, F = ø 4.5, G = 21.5 x 4.5

- Protective mounting bracket for retroreflective targets
- 14-ga. 316 stainless steel
- Stainless steel M3 x 0.5 hardware included

Round Targets



Used with

BRT-3
BRT-84

Square Targets



Used with

BRT-77X77C
BRT-92X92C
BRT-92X92CB

SA-K50A18

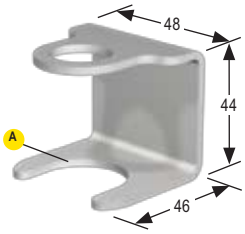

All measurements in mm

Hole size: A = ø 30.5

- Protective mounting bracket for EZ-LIGHT™ K50 sensors
- 12-ga cold-rolled steel

Base Mount



Used with

K50

SMB1815SF

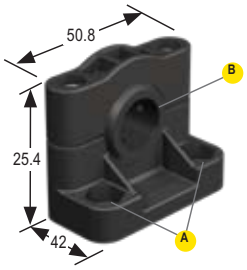

All measurements in mm

Hole center spacing: A = 36.0
Hole size: A = ø 5.0, B = ø 15.0

- Swivel with set screws for mounting sensors by the cable hub
- Black reinforced thermoplastic polyester
- Stainless steel swivel locking hardware and hex wrench included

Base Mount



Used with

T18 T18U T30	T30U EZ-LIGHT T18 EZ-LIGHT T30

SMB18A

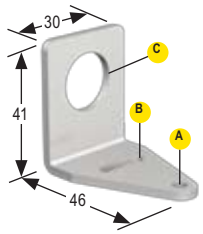

All measurements in mm

Hole center spacing:
A to B = 24.2
Hole size: A = ø 4.6, B = 17.0 x 4.6, C = ø 18.5

- Right-angle mounting bracket with a curved slot for versatile orientation
- 12-ga. stainless steel, 18 mm sensor mounting hole
- Clearance for M4 (#8) hardware

Barrel Mount



Used with

QS18 MINI-BEAM M18 S18 T18 T-GAGE M18T S18U	QS18U Q45UR M18C2 Q45UR S18C2 T18U EZ-LIGHT T18 EZ-LIGHT M18

Base Mount



Used with

Q25

SMB18FA

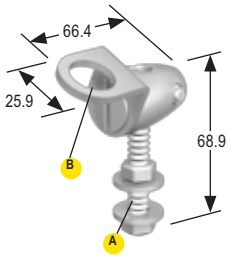

All measurements in mm

A = 3/8 - 16 x 50.8
Hole size: B = ø 18.1

- Swivel bracket with tilt and pan movement for precision adjustment
- 18 mm sensor mounting hole
- 12-ga. 304 stainless steel

Barrel Mount



Used with

QS18 MINI-BEAM S18/M18/T18 S18U QS18U Q45UR M18C2	Q45UR S18C2 T18U T-GAGE M18T EZ-LIGHT M18 EZ-LIGHT T18

Bracket-to-Bracket



Used with

SMBQS18A	SMBQS18Y

Base Mount



Used with

Q25

SMB18FM



All measurements in mm

N/A

- Two-piece thermoplastic through-mount bracket
- Mounting nut (M22 x 1.5) and outer flange (M22 x 1.5 external, M18 x 1 internal)

Barrel Mount



Used with

QS18 M18 S18 T18	T-GAGE M18T S18U QS18U

SMB18Q

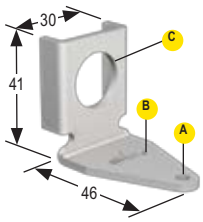

All measurements in mm

Hole center spacing:
A to B = 24.2
Hole size: A = ø 4.6, B = 17.0 x 4.6, C = ø 19.0

- Right-angle flanged bracket
- 18 mm sensor mounting hole
- 12-ga. stainless steel

Barrel Mount



Used with

QS18 MINI-BEAM S18 M18 T18 S18U	QS18U Q45UR S18C2 Q45UR M18C2 T18U EZ-LIGHT T18 EZ-LIGHT M18

Base Mount



Used with

Q25

SMB18SF

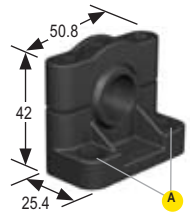

All measurements in mm

Hole center spacing: A = 36.0
Hole size: A = ø 5.3

- 18 mm swivel bracket with M18 x 1 internal thread
- Black thermoplastic polyester
- Stainless steel swivel locking hardware included

Barrel Mount



Used with

QS18 MINI-BEAM S18 M18 T18 T-GAGE M18T S18U	QS18U Q45UR S18C2 Q45UR M18C2 T18U EZ-LIGHT T18 EZ-LIGHT M18

Base Mount



Used with

Q25

SMB18UR

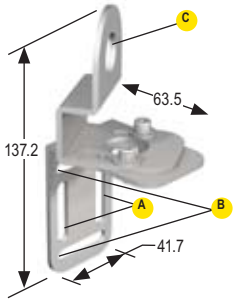

All measurements in mm

Hole center spacing: A = 25.4, B = 46.7
Hole size: A, B = 6.9 x 32.0, C = ø 18.3

- 2-piece universal swivel bracket
- 300 series stainless steel
- Stainless steel swivel locking hardware included
- Mounting hole for 18 mm sensor

Barrel Mount



Used with

QS18* MINI-BEAM S18 M18 T18 T-GAGE M18T S18U	QS18U* Q45UR S18C2 Q45UR M18C2 T18U EZ-LIGHT T18 EZ-LIGHT M18

Base Mount



Used with

Q25

* Contact factory to verify compatibility with integral QD models.

SMB3018SC

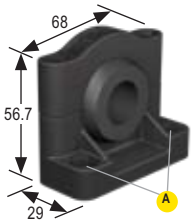

All measurements in mm

Hole center spacing: A = 50.8
Hole size: A = ø 7.0

- 18 mm swivel side or barre mount bracket
- Black reinforced thermoplastic polyester
- Stainless steel swivel locking hardware included

Barrel Mount



Used with

M18/S18/T18 S18U Q45UR S18C2	Q45UR M18C2 T18U EZ-LIGHT T18

Side Mount



Used with

QS18 MINI-BEAM	QM42/QMT42 QS18U

Base Mount



Used with

Q25

SMB30A

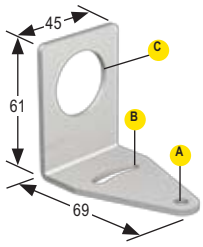

All measurements in mm

Hole center spacing:
A to B = 40.0
Hole size: A = ø 6.3, B = 27.3 x 6.3, A = ø 30.5

- Right-angle bracket with curved slot for versatile orientation
- Clearance for M6 (¼") hardware
- Mounting hole for 30 mm sensor
- 12-ga. stainless steel

Barrel Mount



Used with

QS30 SM30/SMI30 S30	T30 T30U EZ-LIGHT T30

Base Mount



Used with

Q40 Q45 OMNI-BEAM OTB/LTB VTB STB Q45U	Q45UR QT50R QT50U K50 EZ-LIGHT K50L

SMB30FA

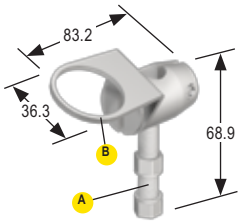

All measurements in mm

Ⓐ = 3/8 -16 x 50.8
Hole size: Ⓑ = ø 30.1

- Swivel bracket with tilt and pan movement for precision adjustment
- Mounting hole for 30 mm sensor
- 12-ga. 304 stainless steel

Barrel Mount



Used with

QS30 SM30/SMI30 S30	T30 T30U EZ-LIGHT T30

Base Mount



Used with

Q40 Q45 Q45U Q45UR QT50U OMNI-BEAM	OTB/LTB VTB STB K50 QT50R EZ-LIGHT K50L

SMB30MM

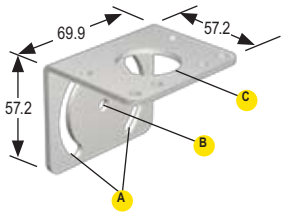

All measurements in mm

Hole center spacing: Ⓐ = 51.0, Ⓐ to Ⓑ = 25.4
Hole size: Ⓐ = 42.6 x 7.0, Ⓑ = ø 6.4, Ⓑ = ø 30.1

- 12-ga. stainless steel bracket with curved mounting slots for versatility and orientation
- Clearance for M6 (¼") hardware
- Mounting hole for 30 mm sensor

Barrel Mount



Used with

QS30 S30 SM30/SMI30	EZ-LIGHT T30 T30

Base Mount



Used with

Q40 Q45 OMNI-BEAM OTB/LTB VTB STB	QT50U Q45U Q45UR QT50R K50 EZ-LIGHT K50L

SMB30Q

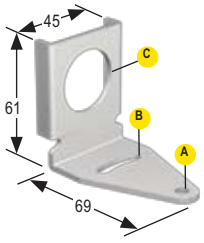

All measurements in mm

Hole center spacing: Ⓐ to Ⓑ = 40.0
Hole size: Ⓐ = ø 6.3, Ⓑ = 13.1 x 6.3, Ⓐ = ø 30.1

- Right-angle flanged mounting bracket with curved slot for versatile orentation
- 12-ga. stainless steel
- Mounting hole for 30 mm sensor

Barrel Mount



Used with

QS30 SM30/SMI30 S30	T30 EZ-LIGHT T30

Base Mount



Used with

Q40 Q45 OMNI-BEAM OTB/LTB VTB STB	Q45U Q45UR K50 EZ-LIGHT K50L

SMB30SC

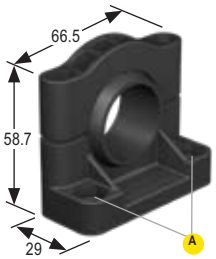

All measurements in mm

Hole center spacing: Ⓐ to Ⓑ = 50.8
Hole size: Ⓐ = ø 7.0

- Swivel bracket with 30 mm mounting hole for sensor
- Black reinforced thermoplastic polyester
- Stainless steel mounting and swivel locking hardware included

Barrel Mount



Used with

QS30 SM30/SMI30 S30	T30 EZ-LIGHT T30

Base Mount



Used with

Q40 Q45 OMNI-BEAM OTB/LTB VTB STB	QT50U Q45U Q45UR QT50R K50 EZ-LIGHT K50L

SMB30SK

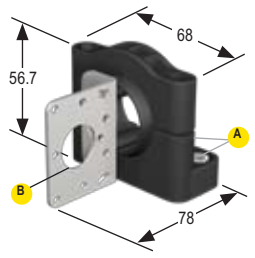

All measurements in mm

Hole center spacing: A = 50.8
Hole size: A = ø 7.0, B = ø 18.0

- Flat-mount swivel bracket with extended range of motion
- Black reinforced thermoplastic polyester and 316 stainless steel
- Stainless steel swivel locking hardware included

Barrel Mount



Used with

QS18 MINI-BEAM S18/M18/T18 T18U S18U QS18U	Q45UR S18C2 Q45UR M18C2 EZ-LIGHT T18 EZ-LIGHT M18 T-GAGE M18T

Base Mount



Used with

Q25

Side Mount



Used with

QM42/QMT42

SMB30SUS

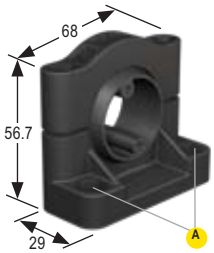

All measurements in mm

Hole center spacing: A to B = 50.8
Hole size: A = ø 7.0

- Side-mount swivel bracket with extended range of motion
- Black reinforced thermoplastic polyester
- Stainless steel swivel locking hardware included

Side Mount



Used with

QS18
MINI-BEAM
QM42/QMT42
QS18U

SMB30UR

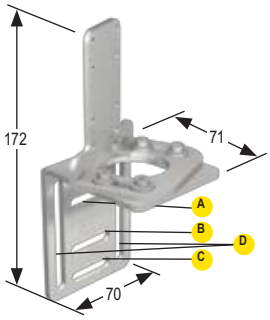

All measurements in mm

Hole center spacing: A to B = 31.8, B to C = 19.0, A to C = 50.8, D = 50.8
Hole size: A, B, C = 6.9 x 32.0, D = 73 x 6.9

- 2-piece universal swivel bracket for limit-switch style sensors
- 300 series stainless steel
- Stainless steel swivel locking hardware included

Side Mount



Used with

Q45
OMNI-BEAM
Q45U
Q45UR

SMB312B

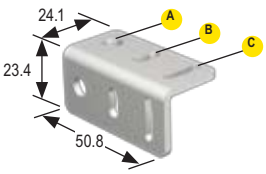

All measurements in mm

Hole center spacing: A to B = 17.3, B to C = 17.7, A to C = 35.0
Hole size: A = ø 6.9, B = 4.3 x 10.5, C = 3.1 x 15.2

- Right-angle
- Stainless steel base mounting bracket
- Includes mounting foot

Base Mount



Used with

MINI-BEAM

SMB312PD

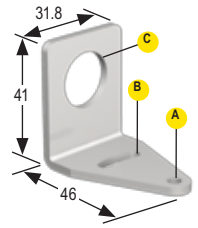

All measurements in mm

Hole center spacing: A to B = 24.2
Hole size: A = ø 4.6, B = 17.0 x 4.6, A = ø 18.5

- 18 mm mounting hole for sensor
- Stainless steel barrel-mounting bracket

NOTE: Not for use with plastic fiber optic sensors

Barrel Mount



Used with

QS18 MINI-BEAM S18 M18 T18 S18U T-GAGE M18T	QS18U Q45UR S18C2 Q45UR M18C2 T18U EZ-LIGHT T18 EZ-LIGHT M18

Base Mount



Used with

Q25

SMB4050YL

Coming soon!

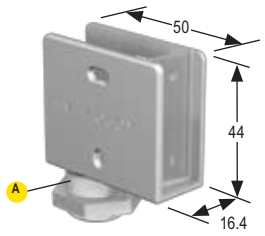

All measurements in mm

A = ø 18.0

- Heavy-duty die-cast bracket for industrial protection
- Replaceable window for use with some sensor models
- M18 vertical mounting option

* Nut and lock washer included

Base Mount



Used with

QS18 (except AF)

SMB42T

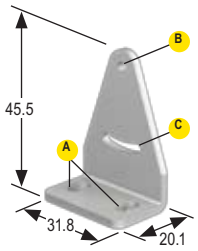

All measurements in mm

Hole center spacing: A = 20.3, B to C = 5.1
Hole size: A = 4.3 x 7.5, B = ø 3.0, C = 3.0 x 15.3

- Stainless steel 2-axis side-mounting bracket
- Nut strap included for replacing two M3 mounting nuts

Side Mount



Used with

QM42/QMT42

SMB46A

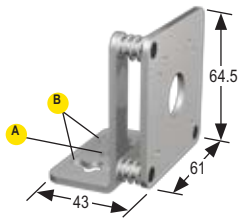

All measurements in mm

Hole center spacing: A to B = 18.5, B = 30.5
Hole size: A = ø 6.6, B = 7.1 x 20.3

- 2-piece 12-ga. stainless steel bracket assembly with precision sensor alignment adjustment
- 2 mm hex key included

Barrel Mount



Used with

QS18 Lasers
S18 Laser Emitter
QS18U
T-GAGE M18T

Side Mount



Used with

PicoDot

SMB46L

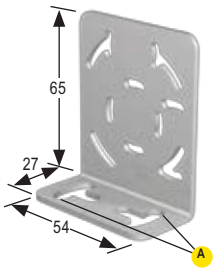

All measurements in mm

Hole center spacing: A = 16.0
Hole size: A = 16.5 x 18.7

- Right-angle
- L bracket
- 14-ga. 316 stainless steel

Side Mount



Used with

QS18 MINI-BEAM QS30	PicoDot QM42/QMT42 QS18U

SMB46S

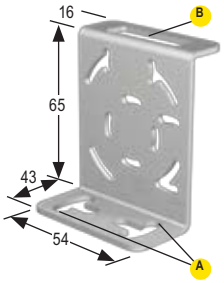

All measurements in mm

Hole center spacing: A = 16.0
Hole size: A = 16.5 x 18.7,
B = 34.0 x 10.0

- Right-angle
- S bracket
- 14-ga. 316 stainless steel

Side Mount



Used with

QS18 MINI-BEAM QS30	PicoDot QM42/QMT42 QS18U

SMB46U

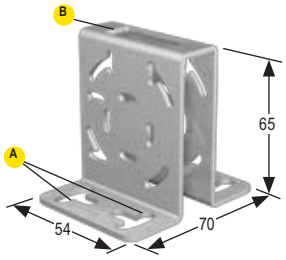

All measurements in mm

Hole center spacing: A = 16.0
Hole size: A = 16.5 x 18.7,
B = 34.0 x 13.0

- Right-angle
- U bracket for sensor protection
- 14-ga. 316 stainless steel

Side Mount



Used with

QS18 MINI-BEAM PicoDot	QM42 QS18U

SMB55A

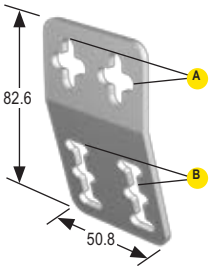

All measurements in mm

Hole center spacing: A = 24.1,
B = 27.9
Hole size: A = 12.7 x 11.4,
B = 24.8 x 7.6

- 15° offset bracket
- 12-ga. stainless steel

Side Mount



Used with

R58E QL55

SMB55F	SMB55RA	SMB55S	SMB8MM
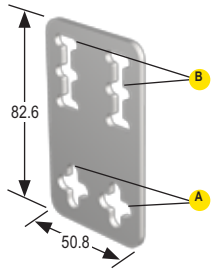	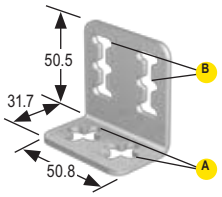	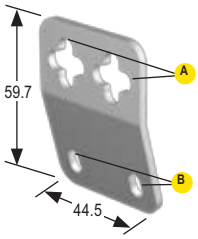	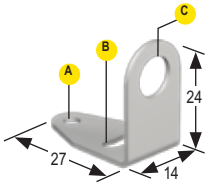
All measurements in mm	All measurements in mm	All measurements in mm	All measurements in mm
Hole center spacing: A = 24.1, B = 27.9 **Hole size:** A = 12.7 x 11.4, B = 24.8 x 7.6	**Hole center spacing:** A = 24.1, B = 27.9 **Hole size:** A = 12.7 x 11.4, B = 24.8 x 7.6	**Hole center spacing:** A = 30.5, B = 28.0 **Hole size:** A = 12.7 x 11.4, B = 5.2 x 8.9	**Hole center spacing:** A to B = 14.0 **Hole size:** A = ø 3.5, B = 8.3 x 3.5, C = ø 8.4
• Flat-mount bracket • 12-ga. stainless steel	• Right-angle bracket • 12-ga. stainless steel	• 15° offset bracket • 12-ga. stainless steel	• Right-angle bracket • 300 series stainless steel
Side Mount	**Side Mount**	**Side Mount**	**Barrel Mount**
			
Used with	Used with	Used with	Used with
R58E QL55	R58E QL55	R58E QL55	T8 IT23S (Glass Fiber) BT23S (Glass Fiber) EZ-LIGHT T8L

SMBAMS18P

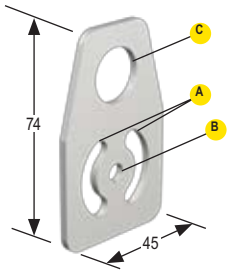

All measurements in mm

Hole center spacing: A = 26.0, A to B = 13.0
Hole size: A = 26.8 x 7.0, B = ø 6.5, C = ø 19.0

- Flat SMBAMS series bracket with 18 mm hole for mounting sensors
- Articulation slots for 90+° rotation
- 12-ga. 300 series stainless steel

Barrel Mount



Used with

QS18 MINI-BEAM S18 M18 T18 T-GAGE M18T S18U	T18U Q45UR S18C2 Q45UR M18C2 QS18U EZ-LIGHT T18 EZ-LIGHT M18

SMBAMS18RA

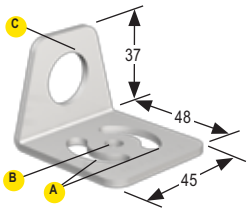

All measurements in mm

Hole center spacing: A = 26.0, A to B = 13.0
Hole size: A = 26.8 x 7.0, B = ø 6.5, C = ø 19.0

- Right-angle SMBAMS series bracket with 18 mm hole for mounting sensors
- Articulation slots for 90+° rotation
- 12-ga. 300 series stainless steel

Barrel Mount



Used with

QS18 MINI-BEAM S18 M18 T18 T-GAGE M18T S18U	T18U QS18U Q45UR S18C2 Q45UR M18C2 EZ-LIGHT T18 EZ-LIGHT M18

SMBAMS30P

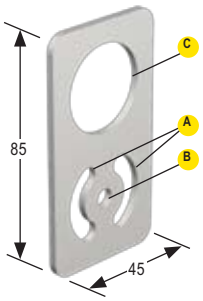

All measurements in mm

Hole center spacing: A = 26.0, A to B = 13.0
Hole size: A = 26.8 x 7.0, B = ø 6.5, C = ø 31.0

- Flat SMBAMS series bracket
- 30 mm hole for mounting sensors
- Articulation slots for 90+° rotation
- 12-ga. 300 series stainless steel

Barrel Mount



Used with

QS30 S30 SM30/SMI30	T30 T30U EZ-LIGHT T30

Base Mount



Used with

Q40 Q45 OMNI-BEAM OTB/LTB VTB STB	QT50R QT50U Q45U Q45UR K50 EZ-LIGHT K50L

SMBAMS30PL52

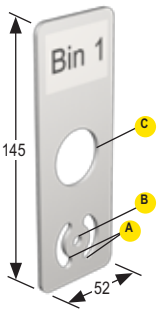

All measurements in mm

Hole center spacing: A = 26.0, A to B = 13.0
Hole size: A = 26.8 x 7.0, B = ø 6.5, C = ø 31.0

- Flat bracket with 70 x 40 mm label
- Flat SMBAMS series bracket
- 30 mm hole for mounting sensors
- Articulation slots for 90+° rotation
- 12-ga. cold rolled stainless steel

Barrel Mount



Used with

EZ-LIGHT T30

Base Mount



Used with

VTB
K50
EZ-LIGHT K50L

SMBAMS30PL52R

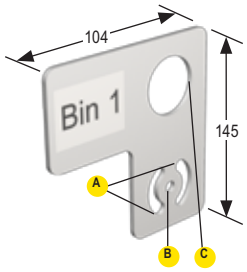

All measurements in mm

Hole center spacing: A = 26.0, A to B = 13.0
Hole size: A = 26.8 x 7.0, B = ø 6.5, C = ø 31.0

- Space for 60 x 58 mm next to 30 mm mounting hole
- Flat SMBAMS series bracket with 30 mm hole for mounting sensors
- Articulation slots for 90+° rotation
- 12-ga. cold rolled stainless steel

Barrel Mount



Used with

EZ-LIGHT T30

Base Mount



Used with

VTB
K50
EZ-LIGHT K50L

SMBAMS30RA

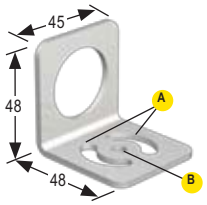

All measurements in mm

Hole center spacing: A = 26.0, A to B = 13.0
Hole size: A = 26.8 x 7.0, B = ø 6.5, C = ø 31.0

- Right-angle SMBAMS series bracket
- 30 mm hole for mounting sensors
- Articulation slots for 90+° rotation
- 12-ga. cold rolled stainless steel

Barrel Mount

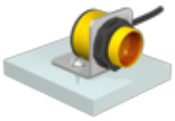

Used with

QS30 S30 SM30/SMI30	T30 T30U EZ-LIGHT T30

Base Mount



Used with

Q40 Q45 OMNI-BEAM OTB/LTB VTB STB	Q45U Q45UR QT50U QT50R K50 EZ-LIGHT K50L

SMBAMS30RLJ

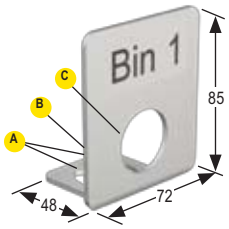

All measurements in mm

Hole center spacing: A = 26.0, A to B = 13.0
Hole size: A = 26.8 x 7.0, B = ø 6.5, C = ø 31.0

- Right-angle bracket with 70 x 40 mm space for label
- Right-angle SMBAMS series bracket with 30 mm hole for mounting sensor
- Articulation slots for 90+° rotation
- 12-ga. 300 series stainless steel

Barrel Mount



Used with

EZ-LIGHT T30

Base Mount



Used with

VTB
K50
EZ-LIGHT K50L

SMBAMS30RLS

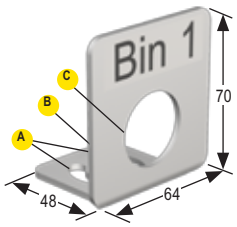

All measurements in mm

Hole center spacing: A = 26.0, A to B = 13.0
Hole size: A = 26.8 x 7.0, B = ø 6.5, C = ø 31.0

- Right-angle SMBAMS series bracket with 30 mm hole for mounting sensor
- 62 x 26 mm space for label
- Articulation slots for 90+° rotation
- 12-ga. cold rolled stainless steel

Barrel Mount



Used with

EZ-LIGHT T30L

Base Mount



Used with

VTB
K50
EZ-LIGHT K50L

SMBAMSBRA	SMBAMSLT3IP	SMBAMSLT3P	SMBAMSQ60IP
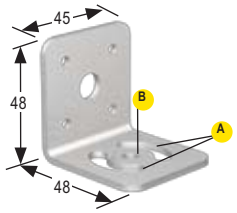	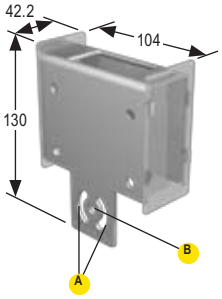	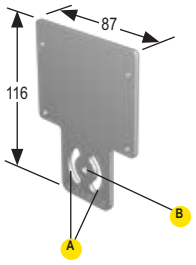	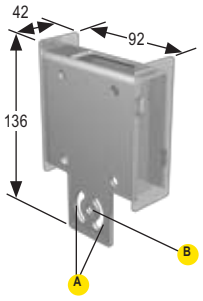
All measurements in mm	All measurements in mm	All measurements in mm	All measurements in mm
Hole center spacing: A = 26.0, A to B = 13.0 **Hole size:** A = 26.8 x 7.0, B = ø 6.5	**Hole center spacing:** A = 26.0, A to B = 13.0 **Hole size:** A = 26.8 x 7.0, B = ø 6.5	**Hole center spacing:** A = 26.0, B = 13.0 **Hole size:** A = 26.8 x 7.0, B = ø 6.5	**Hole center spacing:** A = 26.0, B = 13.0 **Hole size:** A = 26.8 x 7.0, B = ø 6.5
• Right-angle base piece for SMBAMS series of versatile mounting hardware • Four point hole pattern to integrate with articulation slots in SMBAMS series brackets • 12-ga. 300 series stainless steel	• Industrial protection SMBAMS series bracket for LT3 with replaceable window • Articulation slots for 90+° rotation • 12-ga. 300 series stainless steel	• Flat SMBAMS series bracket for mounting LT3 • Articulation slots for 90+°rotation • 12-ga. 300 series stainless steel	• Industrial protection SMBAMS series bracket for Q60, with protection and replaceable window • Articulation slots for 90+°rotation • 12-ga. 300 series stainless steel
Bracket-to-Bracket	**Side Mount**	**Side Mount**	**Side Mount**
			
Used with	Used with	Used with	Used with
SMBAMSBRA* SMBAMS18P SMBAMS18RA SMBAMS30P SMBAMS30PL52 SMBAMS30PL52R SMBAMS30RLJ SMBAMS30RLS SMBAMS30RA SMBAMSLT3IP SMBAMSLT3P SMBAMSQ60IP SMBAMSQ60P	LT3	LT3	Q60
* Multiple SMBAMSBRA base brackets can be integrated together to allow for additional points of articulation			

SMBAMSQ60P	SMBAMSRAB	SMBDX80DIN	SMBF
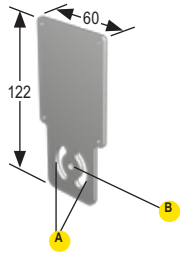	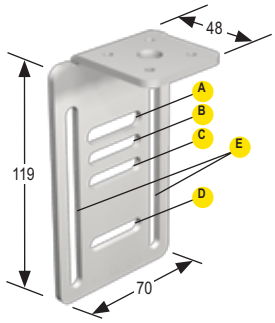	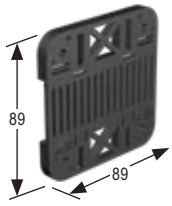	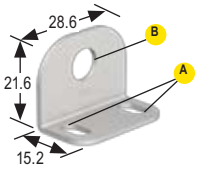
All measurements in mm	All measurements in mm	All measurements in mm	All measurements in mm
Hole center spacing: A = 26.0, B = 13.0 **Hole size:** A = 26.8 x 7.0, B = ø 6.5	**Hole center spacing:** A to B = 12.0, B to C = 11.0, A to C = 23.0, A to D = 55.0, E to E = 50.8 **Hole size:** A, B, C, D = 6.9 x 32.0 E = 6.9 x 89.4	**N/A**	**Hole center spacing:** A = 19.1 **Hole size:** A = 8.0 x 4.6, A = ø 8.3
• Flat SMBAMS series bracket for mounting Q60 • Articulation slots for 90+° rotation • 12-ga. 300 series stainless steel	• 10-ga. (3.4 mm) cold-rolled steel with zinc finish • Retrofit WORLD-BEAM QS30 in place of MULTI-BEAM, MAXI-BEAM, Q45, OMNI-BEAM and VALU-BEAM sensors	• Black reinforced thermoplastic • Bracket for mounting on 35 mm DIN rail	• Right-angle bracket for glass fiber optic with 5/16" 24 threaded tip • 18-ga. stainless steel
Side Mount	**Base Mount**	**Side Mount**	**Barrel Mount**
			
Used with	Used with	Used with	Used with
Q60	QS30* * Requires a SMBAMS30RA bracket (sold separately)	K80 EZ-LIGHT K80L DX80 DX70 DX85 DX81 DX90 DX91	Glass fiber with 5/16" - 24 threaded tip

SMBFP3	SMBFP4	SMBFP4N	SMBFP6
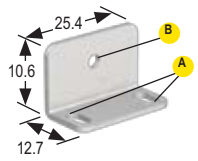	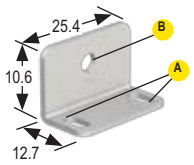	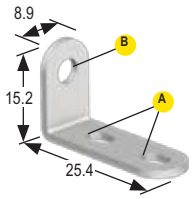	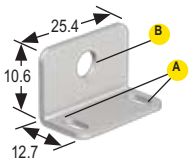
All measurements in mm	**All measurements in mm**	**All measurements in mm**	**All measurements in mm**
Hole center spacing: A = 19.1 **Hole size:** A = 6.5 x 3.6, B = ø 3.2	**Hole center spacing:** A = 19.1 **Hole size:** A = 6.5 x 3.6, B = ø 4.2	**Hole center spacing:** A = 12.0 **Hole size:** A = 4.8 x 5.0, B = ø 4.2	**Hole center spacing:** A = 19.1 **Hole size:** A = 6.5 x 3.6, B = ø 6.2
• Right-angle bracket for glass fiber optic with 5/16" 24 threaded tip • 18-ga. stainless steel	• Right-angle bracket for plastic fiber optic with 4 mm threaded tip • 18-ga. stainless steel	• Low-profile right-angle bracket for plastic fiber optics with 4 mm threaded tip • 18-ga. stainless steel	• Low-profile right-angle bracket for plastic fiber optics with 6 mm threaded tip • 18-ga. stainless steel
Barrel Mount	**Barrel Mount**	**Barrel Mount**	**Barrel Mount**
		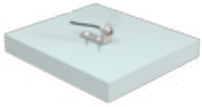	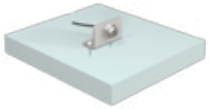
Used with	Used with	Used with	Used with
Plastic fiber with M3 tip	Plastic fiber with M4 tip	Plastic fiber with M4 tip	Plastic fiber with M6 tip

SMBLG	SMBLGA	SMBLT31	SMBLT32
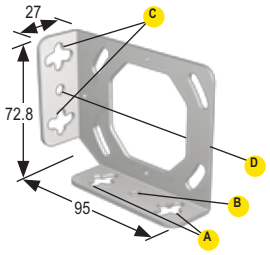	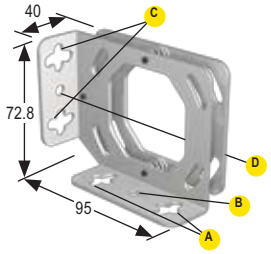	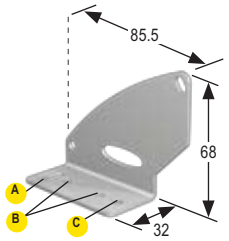	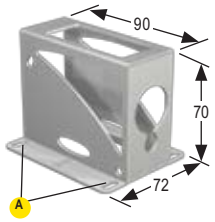
All measurements in mm	All measurements in mm	All measurements in mm	All measurements in mm
Hole center spacing: A = 56.0, A to B = 20.0, C = 44.5, C to D = 14.0 **Hole size:** A = 19.1 x 14.2, B = ø 6.3, C = 19.3 x 15.3, D = ø 6.3	**Hole center spacing:** A = 56.0, A to B = 20.0, C = 44.5, C to D = 14.0 **Hole size:** A = 19.1 x 14.2, B = ø 6.3, C = 19.3 x 15.3, D = ø 6.3	**Hole center spacing:** A to C = 47.5, B to B = 24.1 **Hole size:** A = 13.2 x 5.0, B = ø 4.0, C = ø 5.0	**Hole center spacing:** A = 80.0 **Hole size:** A = 5.0 x 12.0
• LG series sensor mounting bracket • 304 stainless steel	• LG series adjustable bracket assembly • Precision adjustment screws • 304 stainless steel	• Right-angle bracket • 300 stainless steel	• Full protection bracket • 300 stainless steel • Mounting hardware included
Side Mount	**Side Mount**	**Side Mount**	**Side Mount**
			
Used with	Used with	Used with	Used with
LG5 LG10	LG5 LG10	LT3	LT3

SMBLT3IP	SMBLT7	SMBLT7F	SMBLX
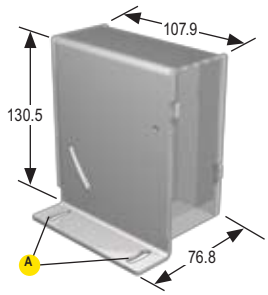	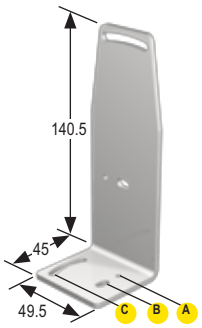		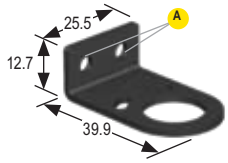
All measurements in mm	All measurements in mm	All measurements in mm	All measurements in mm
Hole center spacing: A = 82.5 **Hole size:** A = 6.0 x 20.5	**Hole center spacing:** A to C = 31.8 **Hole size:** A = ø 3.1, B = 5.0 x 9.0, C = 5.2 x 28.0	**N/A**	**Hole center spacing:** A = 12.7 **Hole size:** A = ø 4.3
• Protective bracket with replaceable window • Stainless steel construction • Includes replacement windows	• Right-angle bracket • 300 stainless steel • Fine-adjust accessory available (model SMBLT7F)	• Fine-adjust accessory for bracket SMBLT7 • Mounting hardware included • SBMLT7 required (sold separately) • Cold rolled steel	• End-cap brackets; set of 2 • Zinc-plated cold rolled steel
Side Mount	**Side Mount**	**Bracket-to-Bracket**	**Base Mount**
			
Used with	Used with	Used with	Used with
LT3	LT7	LT7* *Shown mounted on SMBLT7 (sold separately)	LX

SMBLXR

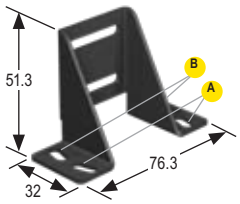

All measurements in mm

Hole center spacing: A, B = 63.5, A to B = 10.2
Hole size: A, B = 5.2 x 11.6

- Back-mount bracket for secure one-end mounting
- Zinc-plated cold rolled steel

Side Mount



Used with

LX

SMBPVA1

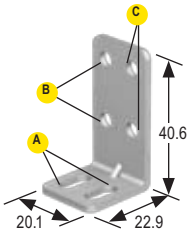

All measurements in mm

Hole center spacing: A = 10.2, B to B = 18.0, B to C = 10.2
Hole size: A = 10.0 x 4.8, B, C = ø 4.6

- Right-angle bracket for PVA and PVD products
- 303 stainless steel
- Replacement brackets included with sensors

Side Mount



Used with

PVA
PVD

SMBPVA11

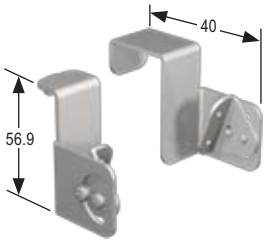

All measurements in mm

NA

- Pair of two-piece swivel brackets for mounting sensor to 5/16" metal rack system
- Articulation slot for ±90° rotation
- May be used with SMBPVA..C bracket

Side Mount



Used with

PVD

Bracket-to-Bracket



Used with

SMBPVD..A
SMBPVD..AB

SMBPVA2

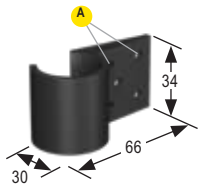

All measurements in mm

Hole center spacing: A = 18.8
Hole size: A = ø 4.4

- Set of 4 molded brackets
- Snaps onto standard 28 mm diameter pipe
- 2 required per PVA or PVD sensor

Side Mount



Used with

PVA
PVD

Bracket-to-Bracket



Used with

SMBPVA.. SMBPVA..A SMBPVA..AB	SMBPVD..A SMBPVD..AB

SMBPVA.., SMBPVA..A, SMBPVA..AB



All measurements in mm

Models	DIP Switch Access	Light Protected	Length (L)	Used With
SMBPVA5	Yes	No	139.7	PVA100
SMBPVA5A	Yes	Yes		
SMBPVA5AB	No	Yes		
SMBPVA10	Yes	No	268.2	PVA225
SMBPVA10A	Yes	Yes		
SMBPVA10AB	No	Yes		
SMBPVA13	Yes	No	343.3	PVA300
SMBPVA13A	Yes	Yes		
SMBPVA13AB	No	Yes		
SMBPVA16	Yes	No	418.2	PVA375
SMBPVA16A	Yes	Yes		
SMBPVA16AB	NO	Yes		

- Protects sensor from impact; provides DIP-switch and/or indicator light exposure (depending on model)
- Heavy-duty cold-rolled steel-zinc finish
- May be used with SMBPVA..C for mounting to SMBPVA7 or SMBPVA8 brackets

Side Mount



Used with

PVA (see chart)

Bracket-to-Bracket



Used with

SMBPVA..2 SMBPVA..7*	SMBPVA..8* SMBPVA..C bracket

*Protective bracket must be mounted to a SMBPVA..C bracket.

SMBPVA..C

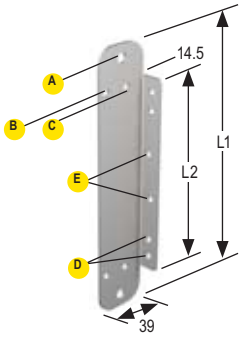

All measurements in mm

Models	L1	L2
SMBPVA5C	188.7	139.5
SMBPVA10C	317.2	268.0

Hole center spacing: A to C = 20.0, B to C = 18.0, D = 13.0, E = 32.0
Hole size: A = ø 7.3, B, C, D, E = ø 5.2

- Back-mounted bracket for mounting to SMBPVA7 or SMBPVA8 brackets
- Cold-rolled steel with zinc finish

Side Mount



Used with

PVA
PVD

Bracket-to-Bracket



Used with

SMBPVA7* SMBPVA8* SMBPVA... SMBPVA...A	SMBPVA...AB SMBPVD...A SMBPVD...AB

*Sensor must be mounted to a SMBPVA..C bracket.

SMBPVA6

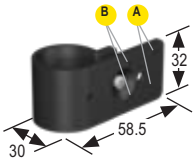

All measurements in mm

Hole center spacing:
A, B, A to B = 18.0
Hole size: A = ø 3.2

- Set of 4 molded brackets
- Brackets clamp onto 28 mm pipe
- Request data sheet p/n 64900 for more information

Side Mount



Used with

PVA
PVD

Bracket-to-Bracket



Used with

SMBPVA.. SMBPVA..A SMBPVA..AB	SMBPVD..A SMBPVD..AB

SMBPVA7	SMBPVA8	SMBPVA9	SMBQ12A
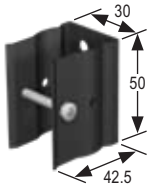	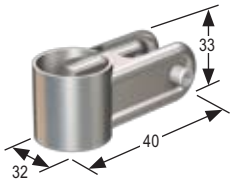	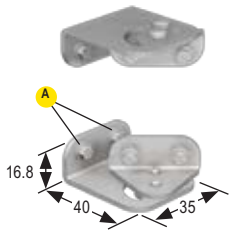	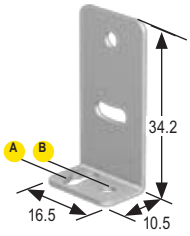
All measurements in mm	All measurements in mm	All measurements in mm	All measurements in mm
N/A	**N/A**	**Hole center spacing:** A = 18.0 **Hole size:** A = ø 5.0	**Hole center spacing:** A to B = 7.6 **Hole size:** A = 3.5 x 8.1, B = ø 3.2
• One-piece bracket for mounting to 28 mm (11/8") dia. pipe • Black-painted steel • Requires SMBPVA..C for mounting at an angle ±90°	• Heavy-duty 2-part bracket mounts to 28 mm (11/8") dia. pipe • Cold-rolled steel with zinc finish • Requires SMBPVA..C for mounting	• Pair of 2-piece swivel brackets • Mount directly to sensor or to PVD/PVA protective brackets • Designed for mounting sensor to "look down"	• Adjustable right-angle bracket • 20-ga. 300 series stainless steel
Side Mount	**Bracket to Bracket**	**Side Mount**	**Side Mount**
			
Used with	Used with	Used with	Used with
PVA* PVD* SMBPVA5C SMBPVA10C	PVA* PVD* SMBPVA5C SMBPVA10C	PVA PVD	Q12
*Sensor must be mounted to SMBPVA..C bracket. (sold separately)	*Sensor must be mounted to SMBPVA..C bracket. (sold separately)	**Bracket to Bracket**  Used with SMBPVA... SMBPVA..A SMBPVA...AB SMBPVD...A SMBPVD...AB	

SMBPVD..A & SMBPVA..AB

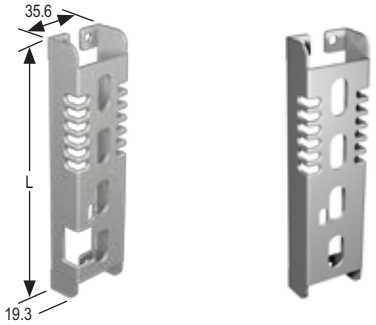

All measurements in mm

Models	DIP Switch Access	Length (L)	Used With
SMBPVD100A	Yes	140	PVD100
SMBVD100AB	No		
SMBPVD225A	Yes	269	PVD225
SMBPVD225AB	No		

- Heavy-duty protection brackets; DIP-switch access
- Cold-rolled steel with zinc finish
- May be used with SMBPVA..C for mounting to SMBPVA7 or SMBPVA8 brackets

Side Mount



Used with

PVD100 (see chart)

Bracket-to-Bracket



Used with

SMBPVA9
SMBPVA2
SMBPVA..C
SMBPVA7*
SMBPVA8*

* Protective bracket must be mounted to a SMBPVA..C bracket.

SMBQ12T

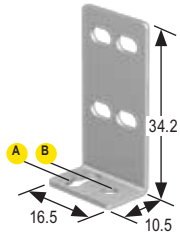

All measurements in mm

Hole center spacing: A to B = 7.6
Hole size: A = 3.5 x 8.1, B = ø 3.2

- Right-angle bracket
- 20-ga. 300 series stainless steel

Side Mount



Used with

Q12

SMBQ20H

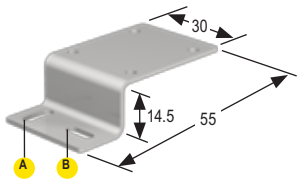

All measurements in mm

Hole center spacing: A to B = 20.0
Hole size: A = 2.8 x 9.3,
B = 8.4 x 4.5

- Sensor horizontal flange mount
- ± 10° swivel
- Stainless steel

Side Mount



Used with

Q20

SMBQ20L	SMBQ20LV	SMBQ20U	SMBQ50
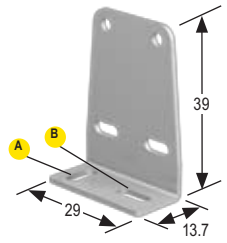	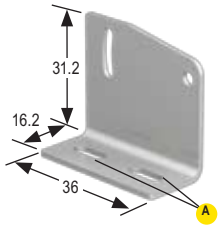	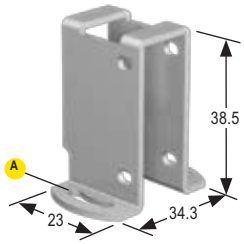	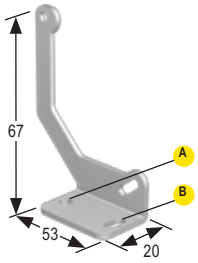
All measurements in mm	All measurements in mm	All measurements in mm	All measurements in mm
Hole center spacing: A to B = 20.0 **Hole size:** A = 2.8 x 9.3, B = 8.4 x 4.5	**Hole center spacing:** A = 12.0 **Hole size:** A = ø 3.0 x 9.4	**Hole center spacing:** A = 26.5 **Hole size:** A = 3.0 x 12.6	**Hole center spacing**: A to B = 24.1 **Hole size:** A = ø 4.5, B = 8.4 x 4.5
• Right-angle bracket • ± 5° tip, ± 5° swivel • Stainless steel	• Right-angle bracket • ±10° tip • Stainless steel	• Protective bracket • ±22.5° swivel • Stainless steel	• Right-angle bracket • 14-ga. 304 stainless steel
Side Mount	**Side Mount**	**Side Mount**	**Side Mount**
 Used with	 Used with	 Used with	 Used with
Q20	Q20	Q20	Q50

SMBQ60	SMBQC50	SMBQS12PD	SMBQS12S
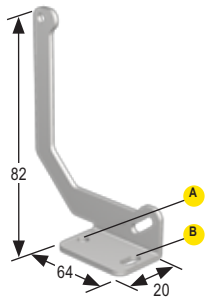	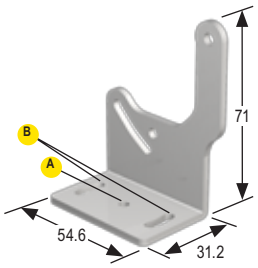	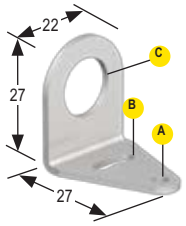	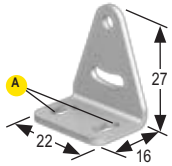
All measurements in mm	All measurements in mm	All measurements in mm	All measurements in mm
Hole center spacing: A to B = 24.1 **Hole size:** A = ø 4.5, B = 8.4 x 4.5	**Hole center spacing:** A to B = 18.0, B to B = 36.0 **Hole size:** A = ø 4.0, B = 4.0 x 13.3	**Hole center spacing:** A to B = 14.0 **Hole size:** A = ø 3.5, B = 3.5 x 10.6, C = ø 13.0	**Hole center spacing:** A = 14.0 **Hole size:** A = 3.5 x 7.0
• Right-angle bracket • 14-ga. 304 stainless steel	• Multi-directional stainless steel right-angle bracket • Variety of mounting options	• Right-angle, nose-mount bracket • 16-ga. 300 series stainless steel	• Right-angle side-mount bracket • 16-ga. 300 series stainless steel
Side Mount	**Side Mount**	**Barrel Mount**	**Side Mount**
			
Used with	Used with	Used with	Used with
Q60	QC50 QCX50	MINI-BEAM2 M12	MINI-BEAM2

SMBQS18A	SMBQS18AF	SMBQS18DIN	SMBQS18RA
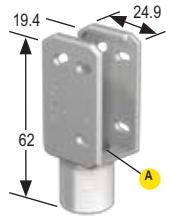	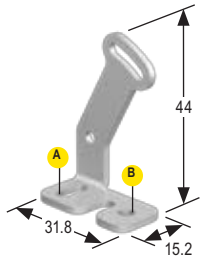	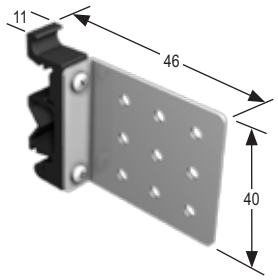	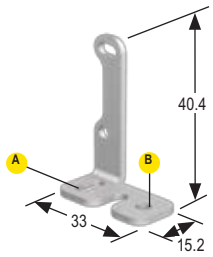
All measurements in mm	All measurements in mm	All measurements in mm	All measurements in mm
Hole size: A = ø 16.4	**Hole center spacing:** A to B = 20.3 **Hole size:** A = 4.3 x 9.4, B = ø 4.3	**N/A**	**Hole center spacing:** A to B = 20.3 **Hole size:** A = 4.3 x 9.4, B = ø 4.3
• Wrap-around protection bracket • Die-cast bracket • Base fits 18 mm threaded hole • Metal hex nut, lock washer and grommet included	• Right-angle mounting bracket • 14-ga. 304 stainless steel	• Right-angle bracket assembly for mounting on 35 mm DIN rail • 300 series stainless steel and glass filled nylon; zinc-plated screws	• Right-angle mounting bracket • 14-ga. 304 stainless steel
Side Mount	**Side Mount**	**Side Mount**	**Side Mount**
			
Used with	Used with	Used with	Used with
QS18 QS18U	QS18AF (Only)	QS18	QS18 (except QS18AF) QS18U

SMBQS18Y	SMBQS18YL	SMBQS30L	SMBQS30LT
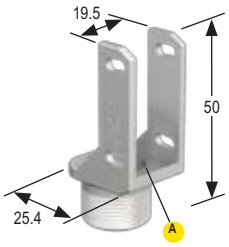	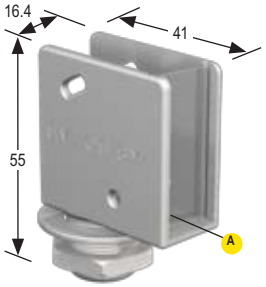	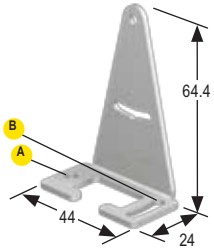	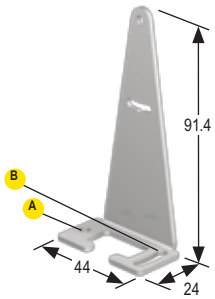
All measurements in mm	All measurements in mm	All measurements in mm	All measurements in mm
Hole size: A = ø 16.4	**Hole size:** A = ø 16.3	**Hole center spacing:** A to B = 35.0 **Hole size:** A = ø 4.3, B = 4.25 x 16.3	**Hole center spacing:** A to B = 35.0 **Hole size:** A = ø 4.3, B = 4.25 x 16.3
• Die-cast bracket for 18 mm holes • Includes metal hex nut and lock washer • Allows ± 8° for cabled sensors	• Heavy-duty die-cast bracket for industrial protection • Replaceable window • M18 vertical mount-option • Nut and lock washer included	• Right-angle bracket for cable sensor models • Clearance for M4 (#8) hardware • ± 12° tilt adjustment • 14-ga. stainless steel	• Tall right-angle bracket for QD models • ± 8° tilt adjustment • 14-ga. stainless steel
Side Mount	**Side Mount**	**Side Mount**	**Side Mount**
			
Used with	Used with	Used with	Used with
QS18 QS18U	QS18AF (Class 2 Laser Only)	QS30	QS30 with integral QDs

SMBQS30Y	SMBQS30YL	SMBR55F01	SMBR55FRA
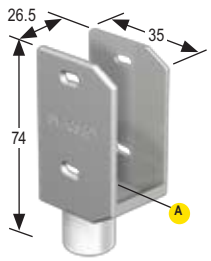	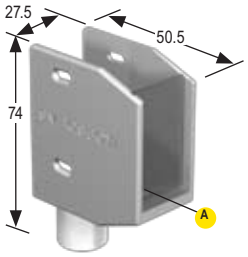	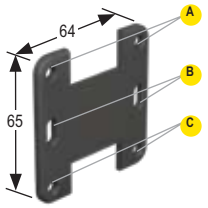	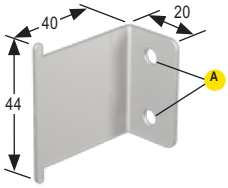
All measurements in mm	All measurements in mm	All measurements in mm	All measurements in mm
Hole size: A = ø 16.4	**Hole size:** A = ø 16.4	**Hole center spacing:** A, B, C = 50.8, A to B, B to C = 25.3 **Hole size:** A, C = ø 5.6, B = 11.3 x 5.6	**Hole center spacing:** A = 20.0 **Hole size:** A = ø 5.4
• Heavy-duty die-cast bracket • M18 vertical mount option • ± 8° tilt adjustment with cabled units • Includes nuts and lock washer	• Heavy-duty die-cast bracket designed for industrial protection • Replaceable window • M18 vertical mount option • Includes nuts and lock washer	• Flat-mounting bracket • Eliminates need for DIN rail • Molded PBT polyester	• 19-ga. stainless steel • Side-mounting bracket • Eliminates need for DIN rail
Side Mount	**Side Mount**	**Side Mount**	**Side Mount**
			
Used with	Used with	Used with	Used with
QS30	QS30 (DC only)	R55F D10 D12	R55F D10 D12

SMBSL	SMBT18Y	SMBVS1S	SMBVS1SC
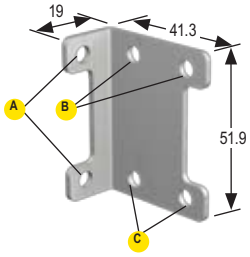	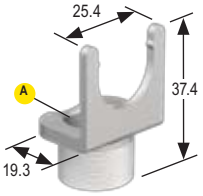	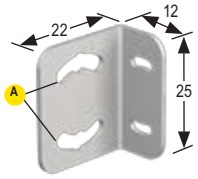	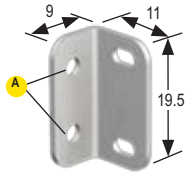
All measurements in mm	All measurements in mm	All measurements in mm	All measurements in mm
Hole center spacing: A = 40.0, B, C = 21.6, B to C = 39.9 **Hole size:** A, B, C = ø 5.5	**Hole size:** A = ø 15.3	**Hole center spacing:** A = 16.8 **Hole size:** A = 3.5 x 12.3	**Hole center spacing:** A = 10.0 **Hole size:** A = ø 2.8
• Right-angle bracket • 304 stainless steel • Hardware included	• Die-cast bracket for 18 mm holes • Includes metal hex nut • For use with Euro-style QD connectors and cabled versions	• Short right-angle bracket • 18-ga. stainless steel	• Short right-angle bracket • 18-ga. stainless steel
Side Mount	**Barrel Mount**	**Side Mount**	**Side Mount**
			
Used with	Used with	Used with	Used with
SL10 SL30	T18 T18U EZ-LIGHT T18	VS1	VS1

SMBVS1T	SMBVS1TC	SMBVS2RA	SMBVS3S
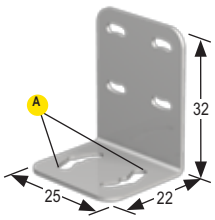	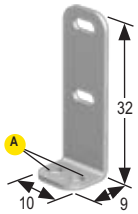	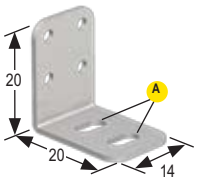	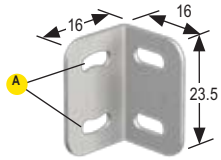
All measurements in mm	All measurements in mm	All measurements in mm	All measurements in mm
Hole center spacing: A = 16.8 **Hole size:** A = 3.5 x 12.3	**Hole center spacing:** A = 5.5 **Hole size:** A = ø 2.8	**Hole center spacing:** A = 80. **Hole size:** A = 3.2 x 6.0	**Hole center spacing:** A = 13.5 **Hole size:** A = 3.2 x 7.7
• Tall right-angle bracket • Stainless steel	• Tall right-angle compact bracket • 300 stainless steel	• Right-angle bracket • Stainless steel	• Right-angle bracket • 300 stainless steel
Side Mount	**Side Mount**	**Side Mount**	**Side Mount**
			
Used with	Used with	Used with	Used with
VS1	VS1	VS2	VS3

SMBVS3T	SMBVS4SRA	SMH241F
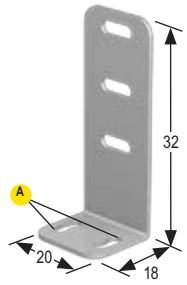	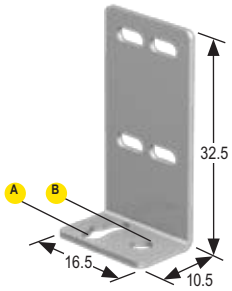	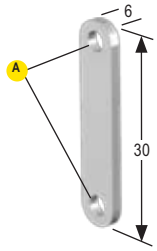
All measurements in mm	All measurements in mm	All measurements in mm
Hole center spacing: A = 13.5 **Hole size:** A = 3.2 x 7.7	**Hole center spacing:** A to B = 8.5 **Hole size:** A = 3.2 x 8.0, B = ø 3.2	**Hole center spacing:** A = 24.0 **Hole size:** A = ø 2.5
• Tall right-angle bracket • 300 stainless steel	• Tall right-angle bracket • 300 series stainless steel	• Nut strap replaces two M3 mounting nuts and washers • 16-ga. stainless steel
Side Mount	**Side Mount**	**Side Mount**
		
Used with	Used with	Used with
VS3	VS4	QS18 MINI-BEAM QM42/QMT42 QS18U

Banner Vision Bracket Selection Chart

Sensor	Used With						
Presence*PLUS® *Pro **page 312** 	SMBPPDH page 407	SMBPPDE page 407	SMBPPLU page 407	SMBPPRA page 408	SMBPPU page 408	SMBPPSU page 408	
Presence*PLUS® *P4 **page 312** 	SMBP4RAB page 406	SMBP4RAS page 406					
Ring Lights page 324 	SMBPPRHI page 408						
Backlights Page 326 	SMBABM page 404	SMBACM page 404					
Area Lights page 327 	SMBABM page 404	SMBACM page 404	SMBASCM page 404	SMBP42ASM page 405	SMBP4ASM page 405	SMBVLAG62X62S page 409	SMBVLAG62X62RA page 409
Spot Lights page 328 	SMBP4ASM page 405	SMBPPLK page 407					
Linear Array page 329 	SMBLASRA page 404						
Tubular Fluorescent page 329 	SMBWFTLS page 409	SMBWFTLR page 409					
On-Axis Lights page 330 	SMBP40AL100 page 405	SMBP4OAL50 page 405	SMBPPOAL100 page 406	SMBPPOAL50 page 406			

SMBABM	SMBACM	SMBASCM	SMBLASRA
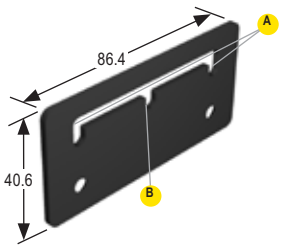	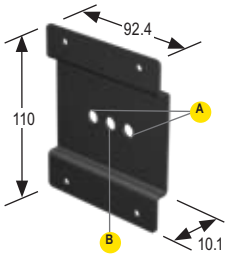	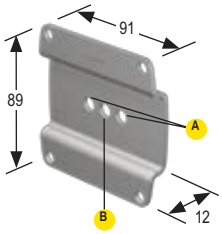	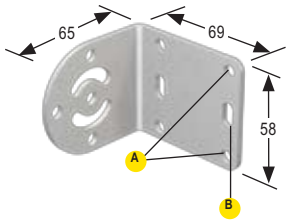
All measurements in mm	All measurements in mm	All measurements in mm	All measurements in mm
Hole center spacing: A = 61.0, A to B = 30.5 **Hole size:** A, B = 9.1 x 2.3	**Hole center spacing:** A = 30.0, A to B = 15.0 **Hole size:** ø 5.0	**Hole center spacing:** A = 25.4, A to B = 12.7 **Hole size:** A = ø 5.0	**Hole center spacing:** A, B, A to B = 45.0 **Hole size:** A = ø 6.6, B = 6.6 x 12.4
• Surface-mount bracket for mounting light from front • Black corrosion-resistant zinc finish • Hardware included	• Column-mount bracket with locking pivot • Black corrosion-resistant zinc finish • Hardware included	• Column-mount bracket with locking pivot • 316 Stainless steel • Stainless steel hardware included	• Right-angle metal bracket • May be used individually or two used in combination • 316 stainless steel bracket and hardware
			
Used with	Used with	Used with	Used with
Area Lights (80 x 80 mm) Backlights (70 x 70 mm)	Area Lights (80 x 80 mm) Backlights (70 x 70 mm) Note: Shown with optional SMBPPK6 mounting kit (see page 441).	Area Light (70 mm) Note: Shown with optional SMBPPK6 mounting kit (see page 441).	Sealed Linear Array

SMBP42ASM	SMBP4ASM	SMBP4OAL100	SMBP4OAL50
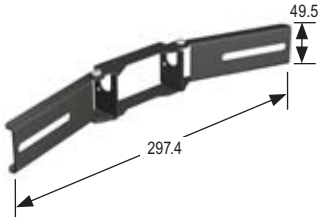 All measurements in mm	 All measurements in mm	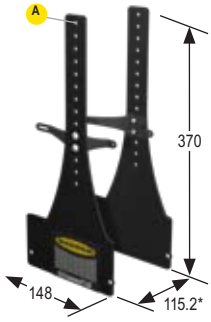 All measurements in mm	 All measurements in mm
N/A	**N/A**	**Hole center spacing:** A = 15.0 **Hole size:** A = ø 5.3	**Hole center spacing:** A = 15.0 **Hole size:** A = ø 5.3
• For mounting two lights to *P4* sensor housing • Black corrosion-resistant zinc finish • Hardware included	• For mounting light to *P4* sensor housing • Black corrosion-resistant zinc finish • Hardware included	• For mounting On-Axis light to *P4* housing • Centers lens on light opening • Black zinc-plated steel • Hardware included	• For mounting On-Axis light to *P4* housing • Centers lens on light opening • Black zinc-plated steel • Hardware included
 Used with	 Used with	 Used with	 Used with
Area Light (80 x 80 mm)* Area Light (62 x 62 mm) Spot Lights	Area Light (80 x 80 mm)* Area Light (62 x 62 mm) Spot Lights	On-Axis (100 mm)	On-Axis (50 mm)
* Requires one SMBACM bracket with each light (see page 404)	* Requires one SMBACM bracket with each light (see page 404)	* Dimensions include 100 mm light (sold separately)	* Dimensions include 50 mm light (sold separately)

SMBPPOAL100	SMBPPOAL50	SMBP4RAB	SMBP4RAS
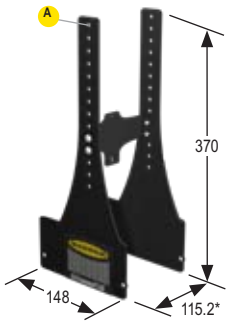 All measurements in mm	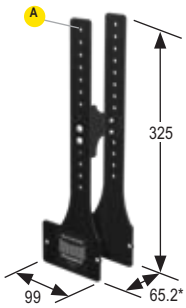 All measurements in mm	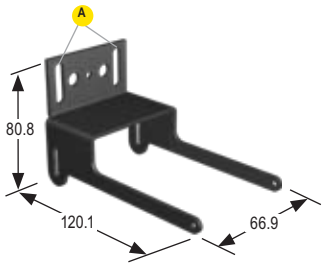 All measurements in mm	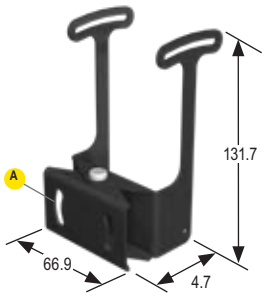 All measurements in mm
Hole center spacing: A = 15.0 **Hole size:** A = ø 5.3	**Hole center spacing:** A = 15.0 **Hole size:** A = ø 5.3	**Hole center spacing:** A = 47.0 **Hole size:** A = 3.3 x 19.1	**Hole center spacing:** A = 43.5 **Hole size:** A = 6.8 x 2.5
• For mounting On-Axis light to *Pro* housing • Centers lens on light opening • Black zinc-plated steel • Hardware included	• For mounting On-Axis light to *Pro* housing • Centers lens on light opening • Black zinc-plated steel • Hardware included	• Heavy duty, black corrosion-resistant zinc finish • 8° of rotation on image-axis • Hardware included	• Right-angle swivel bracket • 70° rotation on image's x-axis and 20° on the y-axis • Black corrosion-resistant zinc finish • Hardware included
 Used with	 Used with	 Used with	 Used with
On-Axis 100 mm	On-Axis 50 mm	*P4* (right-angle)	*P4* (right-angle)
* Dimensions include 100 mm light (sold separately)	* Dimensions include 50 mm light (sold separately)		

SMBPPDE	SMBPPDH	SMBPPLK	SMBPPLU
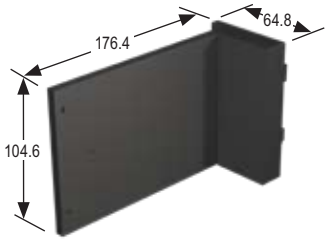 All measurements in mm	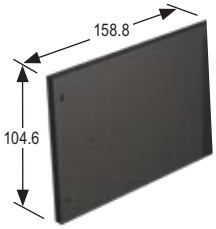 All measurements in mm	 All measurements in mm	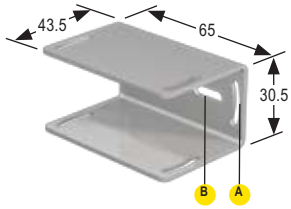 All measurements in mm
N/A	**N/A**	**N/A**	**Hole center spacing:** A = 58.5, B = 30.0 **Hole Size:** A = 18.7 x 3.4, B = 14.3 x 4.4
• DIN-rail edge mounting bracket to save linear track space • Black ABS plastic • Hardware included	• DIN-rail flat mounting for easy viewing of LED's • Black ABS plastic • Hardware included	• 2" pivoting assebmly	• Highly stable U-Shaped bracket • Bright corrosion-resistant finish • Hardware included
 Used with	 Used with	 Used with	 Used with
*Presence*PLUS *Pro* Controller	*Presence*PLUS *Pro* Controller	Spot LIghts	*Presence*PLUS *Pro* Camera

SMBPPRA	SMBPPRHI	SMBPPU	SMBPPSU
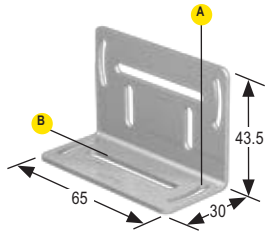	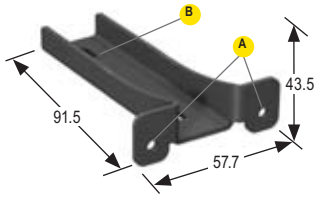	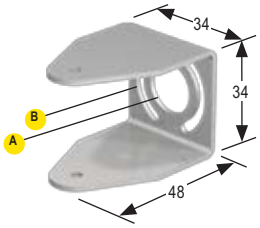	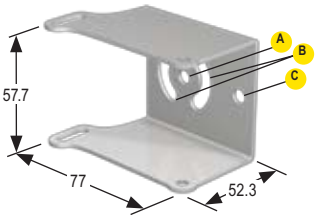
All measurements in mm	All measurements in mm	All measurements in mm	All measurements in mm
Hole center spacing: A = 58.5 **Hole Size:** A = 18.7 x 3.4, B = 44.5 x 4.4	**Hole center spacing:** A = 44.5, B = 52.3 **Hole size:** A = ø 3.8, B = 3.6 x 6.4	**Hole center spacing:** B = 25.0 **Hole size:** A = ø 16.0, B = 3.3 x 25.0	**Hole center spacing:** A to C = 31.8, B = 25.0 **Hole size:** A = ø 6.5, B = 20.2 x 7.0, C = ø 6.5
• Right-angle bracket with single-side mounting for difficult-to-access sites • Bright corrosion-resistant finish • Hardware included	• Black anodized aluminum bracket • For mounting light to *Pro* camera • Hardware included	• U-Shaped swivel bracket for variable rotation • Bright corrosion-resistant finish • Hardware included	• 316 Stainless Steel • 10° of rotation on image's y-axis • Hardware included
			
Used with	Used with	Used with	Used with
*Presence*PLUS *Pro* Camera	Ring Light (70 mm)	*Presence*PLUS *Pro* Camera	Sealed *Presence*PLUS *Pro* Camera

SMBVLA62X62S	SMBVLA62X62RA	SMBWFTLS	SMBWFTLR
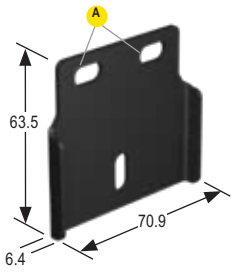 All measurements in mm	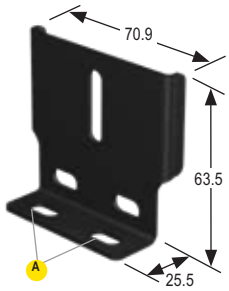 All measurements in mm	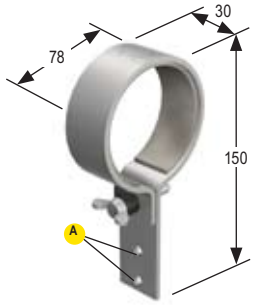 All measurements in mm	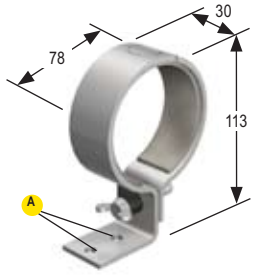 All measurements in mm
Hole center spacing: A = 36.4 **Hole size:** A = 13.1 x 6.6	**Hole center spacing:** A = 36.4 **Hole size:** A = 13.1 x 6.6	**Hole center spacing:** A = 27.0 **Hole size:** A = ø 6.5	**Hole center spacing:** A = 27.0 **Hole size:** A = ø 6.5
• Surface-mount bracket for mounting light from front • In-line bracket • 14-ga. steel, black zinc-plated	• For mounting a light at a right angle • 14-ga. steel, black zinc-plated	• In-line bracket • Mounts around light • Bright zinc-coated steel construction	• Right-angle bracket • Mounts around light • Bright zinc-coated steel construction
 Used with	 Used with	 Used with	 Used with
Area Lights (62 x 62 mm)	Area Lights (62 x 62 mm)	Tubular Fluorescent Lights	Tubular Fluorescent Lights