LASCAR PSU 201

Fixed Voltage Single Rail Power Supply

The PSU 201 is a compact, fixed voltage 'open' mains power supply unit designed primarily for OEM use. The linear regulator ICs used feature over-current and over-temperature protection.

- Simple Screw-Terminal Connection
- Low Profile
- Encapsulated Mains Transformer

5V Output 12V Output 15V Output					Stock Number PSU 20105 PSU 20112 PSU 20115
Specification		**Min.**	**Typ.**	**Max.**	**Unit**
Load regulation				1	%
Line regulation				1	%
Ripple				5	mV
Operating temperature		0		70	°C
Output					
PSU20105	V	4.75	5	5.25	V
	I			1000	mA
PSU 20112	V	11.5	12	12.5	V
	I			500	mA
PSU 20115	V	14.4	15	15.6	V
	I			300	mA
Input (50-60Hz) - link selectable		110 220	120 240	125 250	VAC

Derating Curve

The hotter the unit becomes the lower the current that may be taken from it. Enclosures should be adequately ventilated if necessary and power supplies should not be mounted upside down.

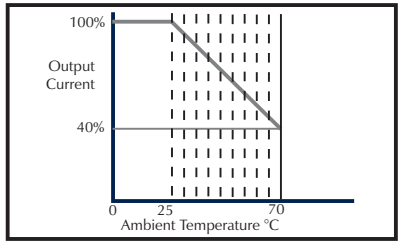

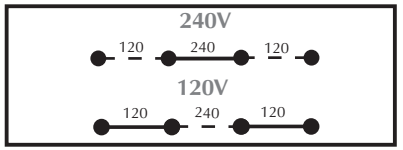

Selecting Mains I/P Voltage

The unit is normally supplied connected for 240V operation. For 120V operation remove 240V link and insert BOTH 120V links.

Safety

For safe operation, the unit must be installed in an enclosure which prevents accidental contact with hazardous voltages, by providing appropriate insulation or guarding. If the enclosure is made of a conducting material or the internal surfaces have a conductive coating, ensure that no part of the power supply will come into contact with it, and maintain an air gap clearance of minimum 10mm. Two terminals (E) are provided as anchorage for earth leads. The mains lead to the unit must be fused with a 63mA (240V operation)or a 125mA (120V operation) fuse. Fuses should be IEC 127 part 2, sheet 3, DIN 41662 anti-surge spiral. In general, it is the responsibility of the user to ensure that the incorporation of the power supply unit into the OEM equipment conforms to the relevant sections of BS EN 61558-1: 1998, in accordance with the Low Voltage Directive (LVD 93/68/EEC).

IF IN DOUBT CONTACT AN APPLICATIONS ENGINEER.

DIMENSIONS All dimensions in mm (inches)

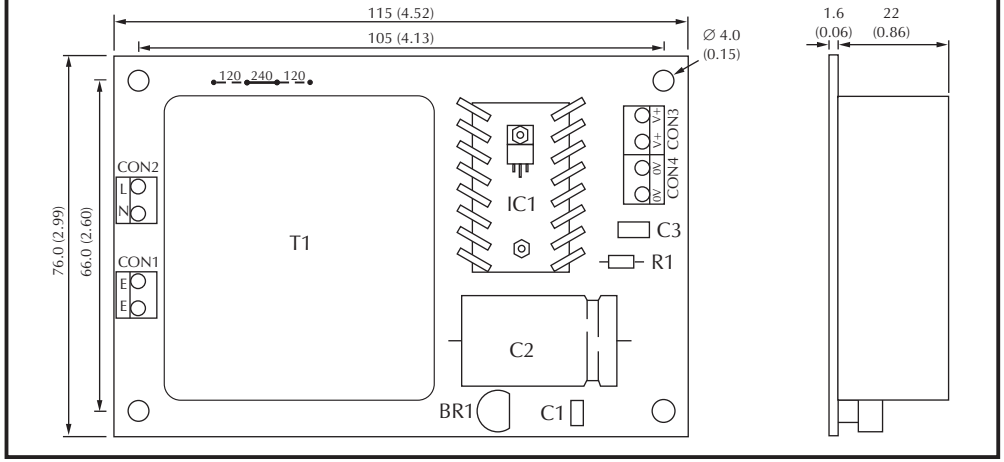

Specifications liable to change without prior warning **PSU 201 Issue 12 09/2010 S.L. Applies to PSU 201/4**

LASCAR ELECTRONICS LTD.
MODULE HOUSE, WHITEPARISH,
WILTSHIRE SP5 2SJ UK
TEL: +44 (0)1794 884567 FAX: +44 (0)1794 884616
E-mail: sales@lascar.co.uk

LASCAR ELECTRONICS INC.
4258 West 12th Street,
Erie, PA 16505 USA
TEL: +1 (814) 835 0621 FAX: +1 (814) 838 8141
E-mail: us-sales@lascarelectronics.com

LASCAR ELECTRONICS (HK) LTD.
8th FLOOR, CHINA AEROSPACE CENTRE,
143 Hoi Bun Road, Kwun Tong, Kowloon, HK
TEL: +852 2389 6502 FAX: +852 2389 6535
E-mail: saleshk@lascar.com.hk

LASCAR PSU 201

Fixed Voltage Single Rail Power Supply

The PSU 201 is a compact, fixed voltage 'open' mains power supply unit designed primarily for OEM use. The linear regulator ICs used feature over-current and over-temperature protection.

- Simple Screw-Terminal Connection
- Low Profile
- Encapsulated Mains Transformer

5V Output 12V Output 15V Output					Stock Number PSU 20105 PSU 20112 PSU 20115
Specification		**Min.**	**Typ.**	**Max.**	**Unit**
Load regulation				1	%
Line regulation				1	%
Ripple				5	mV
Operating temperature		0		70	°C
Output					
PSU20105	V	4.75	5	5.25	V
	I			1000	mA
PSU 20112	V	11.5	12	12.5	V
	I			500	mA
PSU 20115	V	14.4	15	15.6	V
	I			300	mA
Input (50-60Hz) - link selectable		110 220	120 240	125 250	VAC

Derating Curve

The hotter the unit becomes the lower the current that may be taken from it. Enclosures should be adequately ventilated if necessary and power supplies should not be mounted upside down.

Selecting Mains I/P Voltage

The unit is normally supplied connected for 240V operation. For 120V operation remove 240V link and insert BOTH 120V links.

Safety

For safe operation, the unit must be installed in an enclosure which prevents accidental contact with hazardous voltages, by providing appropriate insulation or guarding. If the enclosure is made of a conducting material or the internal surfaces have a conductive coating, ensure that no part of the power supply will come into contact with it, and maintain an air gap clearance of minimum 10mm. Two terminals (E) are provided as anchorage for earth leads. The mains lead to the unit must be fused with a 63mA (240V operation)or a 125mA (120V operation) fuse. Fuses should be IEC 127 part 2, sheet 3, DIN 41662 anti-surge spiral. In general, it is the responsibility of the user to ensure that the incorporation of the power supply unit into the OEM equipment conforms to the relevant sections of BS EN 61558-1: 1998, in accordance with the Low Voltage Directive (LVD 93/68/EEC).

IF IN DOUBT CONTACT AN APPLICATIONS ENGINEER.

DIMENSIONS All dimensions in mm (inches)

Specifications liable to change without prior warning PSU 201 Issue 12 09/2010 S.L. Applies to PSU 201/4

LASCAR ELECTRONICS LTD.
MODULE HOUSE, WHITEPARISH,
WILTSHIRE SP5 2SJ UK
TEL: +44 (0)1794 884567 FAX: +44 (0)1794 884616
E-mail: sales@lascar.co.uk

LASCAR ELECTRONICS INC.
4258 West 12th Street,
Erie, PA 16505 USA
TEL: +1 (814) 835 0621 FAX: +1 (814) 838 8141
E-mail: us-sales@lascarelectronics.com

LASCAR ELECTRONICS (HK) LTD.
8th FLOOR, CHINA AEROSPACE CENTRE,
143 Hoi Bun Road, Kwun Tong, Kowloon, HK
TEL: +852 2389 6502 FAX: +852 2389 6535
E-mail: saleshk@lascar.com.hk