

ATyS d M

Remotely operated Transfer Switching Equipment
from 40 to 160 A



atys-dm_002.psd

ATyS d M
I-0-II 4P

The solution for

- Applications with a normal/ emergency external controller
- Building Management System (BMS)



Strong points

- Secure
- Superior electrical performance
- High-speed transfer
- Immune to voltage fluctuations

Conformity to standards

- IEC 60947-6,-1
- IEC 60947-3
- GB/T 14048.11

Approvals and certifications

Function

ATyS d M devices are 2 pole or 4 pole transfer switches that are remotely controlled using volt-free contacts from an external controller. They are modular products with positive break indication. They are intended for use in low voltage power supply systems where a brief interruption of the load supply is acceptable during transfer.

Advantages

Secure
ATyS M have both electrical and mechanical interlocks for optimum security. They also feature a positive break indicator, confirming switch position with dual mechanical indicators for increased safety.

Superior electrical performance
ATyS M devices are compliant with IEC 60947-6-1, the standard governing transfer switches. Their AC-33B properties of up to 125 A mean you can use the same product for resistive and inductive loads.

High-speed transfer
ATyS d M devices are based on a coil solution with rotating contacts, therefore ensuring an extremely short black-out duration (< 90ms).

Immune to voltage fluctuations
The power supply of the ATyS d M is only active during transfer. As the product is based on stable positions, it is not affected by network voltage fluctuations.

Operating modes



ATySm_014_c

Easy selection of AUT/MAN mode



ATySm_015_c_1_cat

Manual emergency operation



ATySm_016_c_1_cat

Padlocking facility

socomec
Innovative Power Solutions

What you need to know

Electrical control

The positions are controlled by dry contacts on any external automated system (e.g. ATyS C30).
These positions are stable even in case of loss of input supply.

Single-phase interface *Three-phase interface*



Control logic

Two types of control logic are offered:

- Pulse logic
  - A switching command of at least 60 ms is necessary to initiate operation.
  - Commands I and II have priority over command 0.
  - The first command received (I or II) has priority as long as it remains present.
- Contactor logic
  - Command 0 must be maintained.
  - If command I or II disappears, the device returns to position 0, so long as the power supply is available.

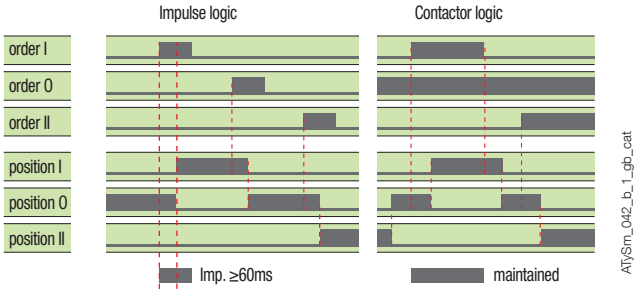

Power supply

The ATyS d M is equipped with two independent 230 VAC power inputs (176-288 VAC), 50/60 Hz (45/65 Hz).
These two supplies can be connected individually; one to switch I and the other to switch II:
- Power supply 101-102 must be available to reach position I
- Power supply 201-202 must be available to reach position II.

The use of a dual power supply (DPS) or an external supply module secures the command of the 3 positions irrespective of the power supply source.
In this case, both the supply inputs must be connected in parallel.

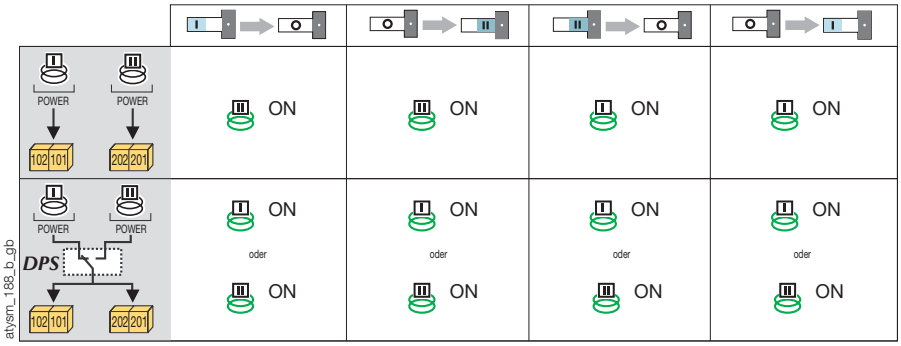

References

ATyS d M

Rating (A)	No. of poles	ATyS d M	Bridging bars	Voltage sensing and power supply tap	Terminal shrouds	Auxiliary contact block
40 A	2 P	9323 **2004**	2 P 1309 **2006** 4 P 1309 **4006**	2 pieces 1399 **4006**	2 pieces 2294 **4016**(1)	1st unit included 2nd unit Separate common points 1309 **1001**(2) Linked common points 1309 1011(2)
	4 P	9323 **4004**				
63 A	2 P	9323 **2006**				
	4 P	9323 **4006**				
80 A	2 P	9323 **2008**				
	4 P	9323 **4008**				
100 A	2 P	9323 **2010**				
	4 P	9323 **4010**				
125 A	2 P	9323 **2012**				
	4 P	9323 **4012**				
160 A	2 P	9323 **2016**	1309 **2016**			
	4 P	9323 **4016**	1309 **4016**			

(1) For the three-phase version, for complete upstream and downstream protection, please order 2x; for the single-phase version please order the part just 1x.
(2) 1 NO/NC contact block for positions I, 0 and II.