Active power transducer

G2BA400V12A
4...20mA

Loadmonitors - GAMMA series

True power monitoring in 1- or 3-phase mains

Analog output 4...20mA

Suitable for VFI (10 to 100Hz)

Zoom voltage 24V to 240V DC and 48V to 240V AC

Width 22.5mm

Industrial design



Technical data

1. Functions
True power monitoring in 1- and 3-phase mains with analog output 4 ... 20mA and the following settings (selectable by means of rotary switch):

Zero	setting of zero point (0%, 25%, 50%, 75% of nominal value)
Zero Fine	fine setting of zero point (0% ... 25% of nominal value)
Span	span (100%, 75%, 50%, 25% of nominal value)
Range	measuring range reversible between 0.6kW, 1.2kW, 2.4kW, 4.8kW

2. Indicators

Green LED U ON:	indication of supply voltage
Yellow LED's ON/OFF:	indication analog output 4...20mA

3. Mechanical design
Self-extinguishing plastic housing, IP rating IP40
Mounted on DIN-Rail TS 35 according to EN 50022
Mounting position: any
Shockproof terminal connection according to VBG 4 (PZ1 required), IP rating IP20
Tightening torque: max. 1Nm
Terminal capacity:
- 1 x 0.5 to 2.5mm² with/without multicore cable end
- 1 x 4mm² without multicore cable end
- 2 x 0.5 to 1.5mm² with/without multicore cable end
- 2 x 2.5mm² flexible without multicore cable end

4. Input circuit

Supply voltage:	24V to 240V DC 48V to 240V AC
Terminals:	A1-A2 (galvanically seperated)
Tolerance:	
48V to 240V AC	-15% to +10%
24V to 240V DC	-20% to +25%
Rated frequency:	
48 to 400Hz	48V to 240V AC
Rated consumption:	2.5VA (1.3W)
Duration of operation:	100%
Reset time:	500ms
Ripple and noise:	-
Drop-out voltage:	>30% of supply voltage
Overvoltage category:	III (in accordance with IEC 60664-1)
Rated surge voltage:	4kV

5. Output circuit

1 analog output	4...20mA
Terminals:	X1(+) - X2(-)
Settling time:	<300ms
Burden:	max. 500Ω
Galvanic isolation:	3kV DC

6. Measuring circuit

Measuring range PN:	reversible between 0.6kW, 1.2kW, 2.4kW, 4.8kW
Wave form	
AC Sinus:	10 to 400Hz
Sinus weighted PWM:	10 to 100Hz
Measuring input voltage:	terminals L1-L2-L3
1-phase mains	0 to 400V AC
3-phase mains	3~ 0 to 415/240V
Overload capacity:	
1-phase mains	440V AC
3-phase mains	3~ 500/289V
Input resistance:	1MΩ
Measuring input current:	terminal i-k
Measuring range 0.6kW, 1.2kW:	0 to 6A
Measuring range 2.4kW, 4.8kW:	0 to 12A (for I>8A distance >5mm)
Overload capacity:	12A permanent
Input resistance:	<10mΩ
Overvoltage category:	III (in accordance with IEC 60664-1)
Rated surge voltage:	4kV

7. Accuracy

Base accuracy:	±2% (of maximum scale value)
Frequency influence:	±0.025% / Hz
Voltage influence:	-
Temperature influence:	≤0.05% / °C

8. Ambient conditions

Ambient temperature:	-25 to +55°C (in accordance with IEC 60068-1) -25 to +40°C (in accordance with UL 508)
Storage temperature:	-25 to +70°C
Transport temperature:	-25 to +70°C
Relative humidity:	15% to 85% (in accordance with IEC 60721-3-3 Klasse 3K3)
Pollution degree:	3 (in accordance with IEC 60664-1)
Vibration resistance:	10 to 55Hz 0.35mm (in accordance with IEC 60068-2-6)
Shock resistance:	15g 11ms (in accordance with IEC 60068-2-27)

Functions

Zero = 0% / Span = 25% ; Zero = 0% / Span = 100%

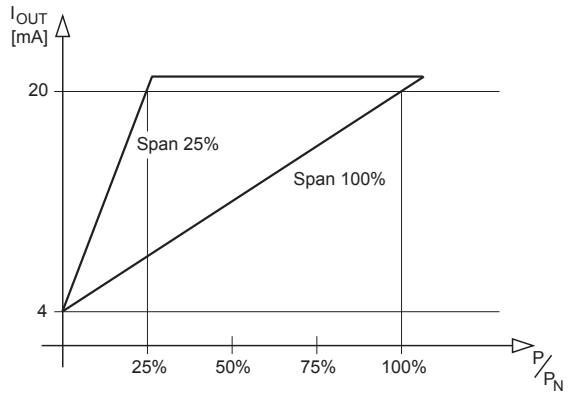

Zero = 25% / Span = 25% ; Zero = 25% / Span = 75%

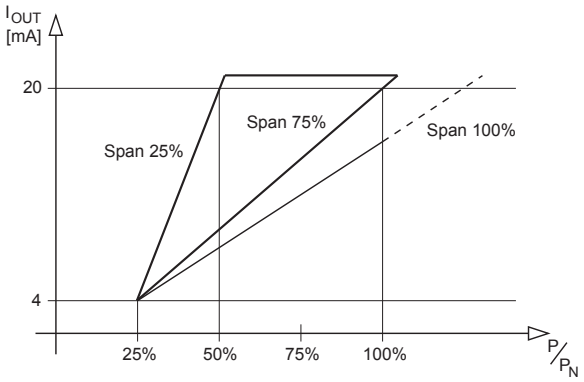

Zero = 37,5% / Span = 50% ; Zero = 37,5% / Span = 100%

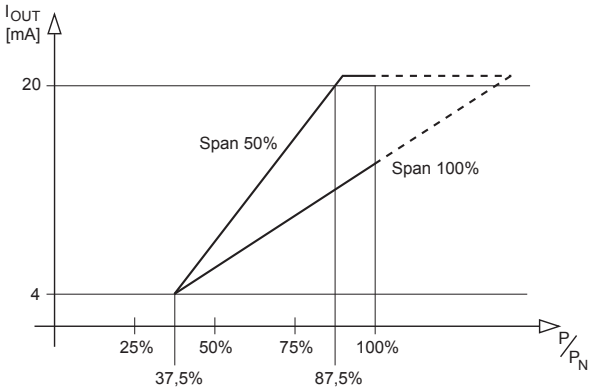

Connections

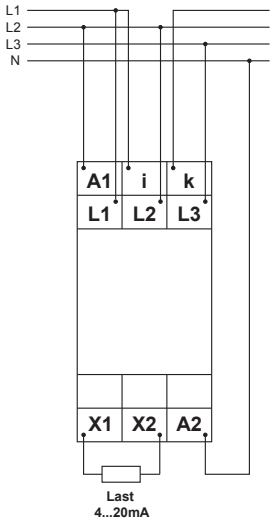

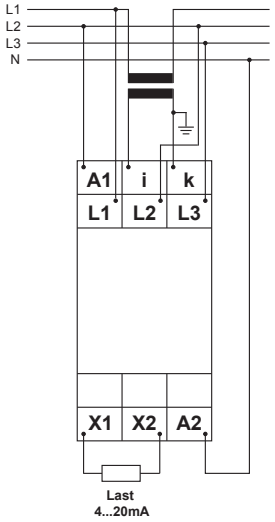

Dimensions

