RoHS ✔ c UL us

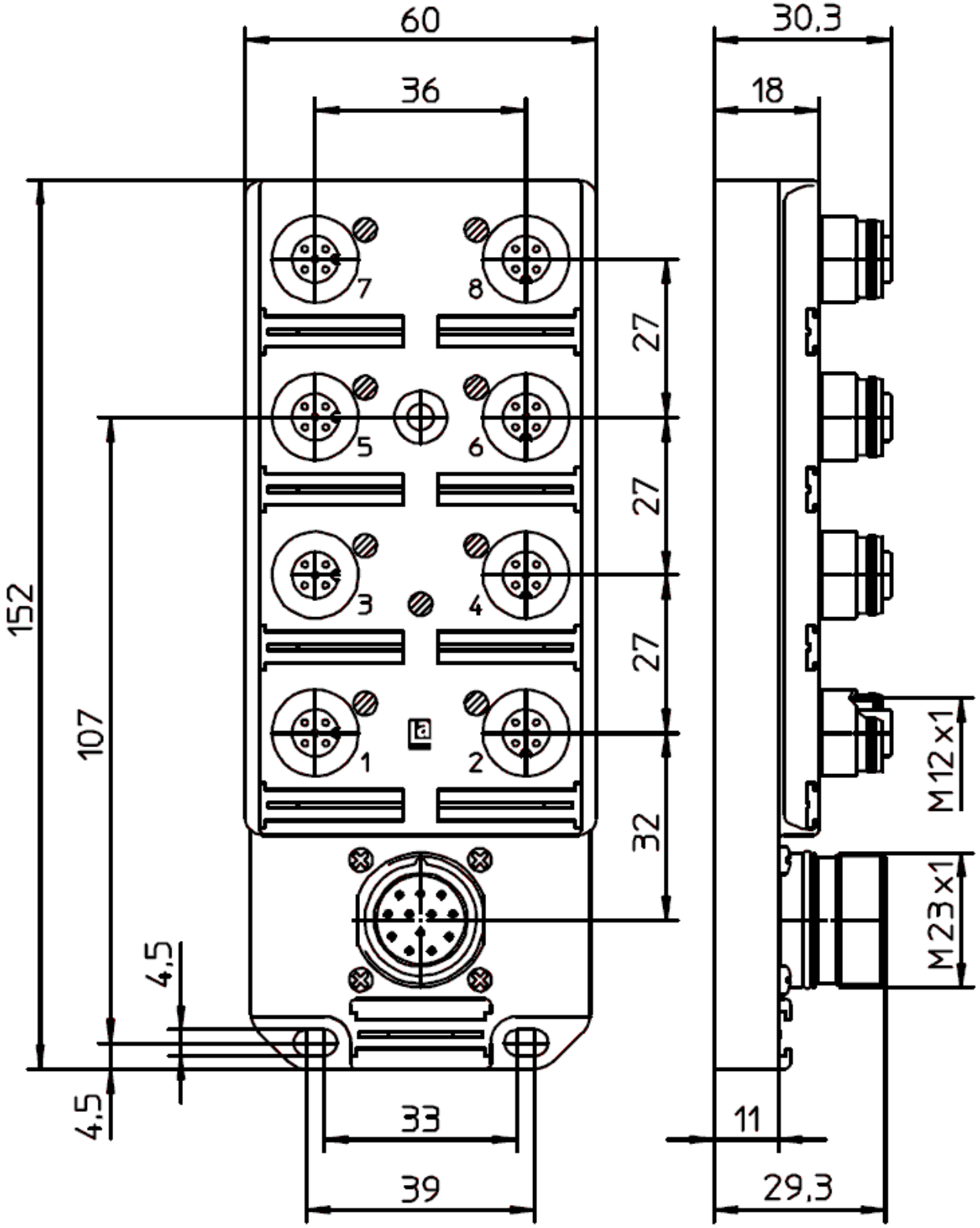

The information/details in this datasheet merely contain general descriptions or performance factors which, when applied in an actual situation, do not always correspond with the described form, and may be amended by way of the further development of products. The desired performance factors shall only be binding if these are expressly agreed on conclusion of the contract.

DIN ISO 5456-2

Product description

Description	actuator-sensor-box with Fixcon connection - with LED operation (green) and function indicator (yellow) and protective earth connection
Type	ASBS 8/LED 5-4
Order No	11130

Technical data

Rated voltage	10-30 V DC
Rated current *	4 A for each slot / 12 A max. total; at 40°C
Pollution degree	3 acc. to DIN EN 60664-1 (VDE 0110-1)
Contact resistance	< 5 mOhm
Insulation resistance	> 10^9 Ohm

Materials

Housing	Box: TPU, self- extinguishing female: CuZn, nickel-plated
Contact bearer	PA GF, self- extinguishing
Contact	CuZn
Contact plating	Cu/Au
O-ring	FKM

Environmental conditions

Protection class (IEC 60529) *	IP67
Temperature range	-15 °C to +90 °C

Good chemical resistance.
The resistance need to be approved in individual case.

* only if mounted and locked in combination with Hirschmann / Lumberg connector.

Accessories

Scope of delivery	cap for unused connector housing lettering plate

Notes

Do not connect / disconnect under load.

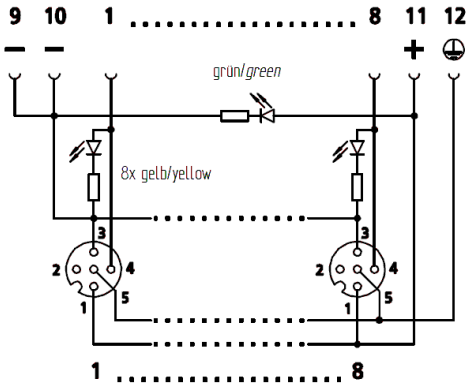

Typ	Anschluss-möglichkeit / connection alternative	Polzahl / number of poles		Steckerbelegung/ plug connection
ASBS 8/LED 5-4	8-fach/ *8 fold*	4	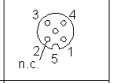	1 = 11 (+) 2 = n.c. 3 = 9 gebr. 10 (-) bridged
		12		4 = 1 (1) 2 (2) 3 (3) 4 (4) 5 (5) 6 (6) 7 (7) 8 (8) 5 = 12 (PE)

product overview

Article-No.	Type
000-011-130	ASBS 8/LED 5-4