8BCE0002.11120-0

1 General information

- Can be used in cable drag chains
- Assembled specifically for 8BCExxxx.1111A-0 EnDat 2.1 cables
- speedtec - Innovative connector system for secure connections

2 Order data

Order number	Short description	Figure
	EnDat 2.1 cables	
8BCE0002.11120-0	Cable extension for EnDat 2.1 cable with speedtec or standard connector, length 2 m, can be used in cable drag chains	

Table 1: 8BCE0002.11120-0 - Order data

3 Technical data

Order number	8BCE0002.11120-0
General information	
Cable cross section	5x 2x 0.14 mm² + 1x 2x 0.50 mm²
Durability	Oil resistance per VDE 0472 Part 803 as well as standard hydraulic oils [1]
Certifications	
CE	Yes
UKCA	Yes
UL	cULus E225616 Power conversion equipment
Cable construction	
Supply lines	
Quantity	2
Wire insulation	Special thermoplastic material
Wire colors	White/Green, white/red
Variant	Tinned copper stranded wire
Cross section	0.5 mm²
Shield	No
Stranding	White/Red with white/green and filler elements
Signal line	
Quantity	10
Wire insulation	Special thermoplastic material
Wire colors	Blue, brown, yellow, gray, green, pink, red, black, violet, white
Variant	Tinned copper stranded wire
Cross section	0.14 mm²
Shield	No
Stranding	Green with brown, gray with yellow, white with violet, black with red, pink with blue
Cable stranding	With terminating foil shield
Cable shield	Copper braiding, optical coverage >85% and foil shield
Outer jacket	
Material	PUR
Color	Green, similar to RAL 6018 flat
Connector	
Type	17-pin female speedtec circular connector
Mating cycles	<500
Contacts	17
Additional connectors	17-pin male coupling Mating cycles: <500 Contacts: 17 Degree of protection per EN 60529: IP67 when connected
Degree of protection per EN 60529	IP66/67 when connected
Electrical properties [1]	
Operating voltage	≤30 V_{eff}
Test voltage	
Wire - Wire	1 kV
Wire - Shield	0.8 kV

Table 2: 8BCE0002.11120-0 - Technical data

Order number	8BCE0002.11120-0
Conductor resistance	
Supply lines	≤40 Ω/km
Signal line	≤140 Ω/km
Insulation resistance	>200 MΩ*km
Ambient conditions [1]	
Temperature	
Moving	-20°C to +80°C
Static	-20°C to +90°C
Mechanical properties [1]	
Dimensions	
Length	2 m
Diameter	7.85 mm ±0.2 mm
Bend radius	
Single bend	≥24 mm
Moving	≥60 mm
Drag chain data	
Acceleration	≤6 g
Flex cycles [2]	>3,000,000
Velocity	≤4 m/s
Weight	0.2 kg

Table 2: 8BCE0002.11120-0 - Technical data

1) Values refer to the raw cable being used.
2) At an ambient temperature of 20°C and bend radius of 65 mm.

4 Wiring

4.1 Cable construction

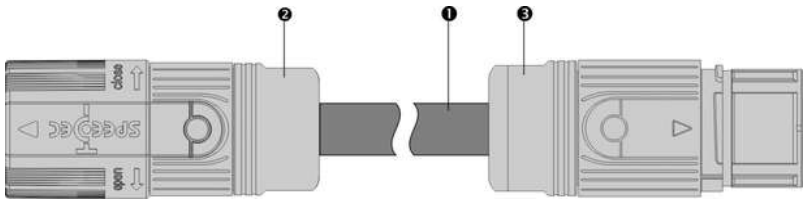

Pos.	Description	Note
1	Encoder line	5x 2 x 0.14 mm² + 2 x 0.50 mm²
2	17-pin female circular connector	
3	17-pin male coupling	

Table 3: 8BCE cable extension - Construction

4.2 Pinout

Circular connector	Pin	Description	Function	Pin	Coupling
	15	A	Channel A	15	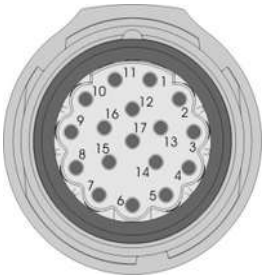
	10	COM (1, 3 - 9, 11, 13 - 15)	Encoder power supply 0 V	10	
	12	B	Channel B	12	
	7	+5 V out / 0.25 A	Encoder power supply +5 V	7	
	14	D	Data input	14	
	8	T	Clock output	8	
	16	A\	Channel A inverted	16	
	4	Sense COM	Sense input 0 V	4	
	13	B\	Channel B inverted	13	
	1	Sense +5 V	Sense input +5 V	1	
	17	D\	Data inverted	17	
	9	T\	Clock output inverted	9	

Table 4: 8BCE cable extension - Pinout

4.3 Cable diagram

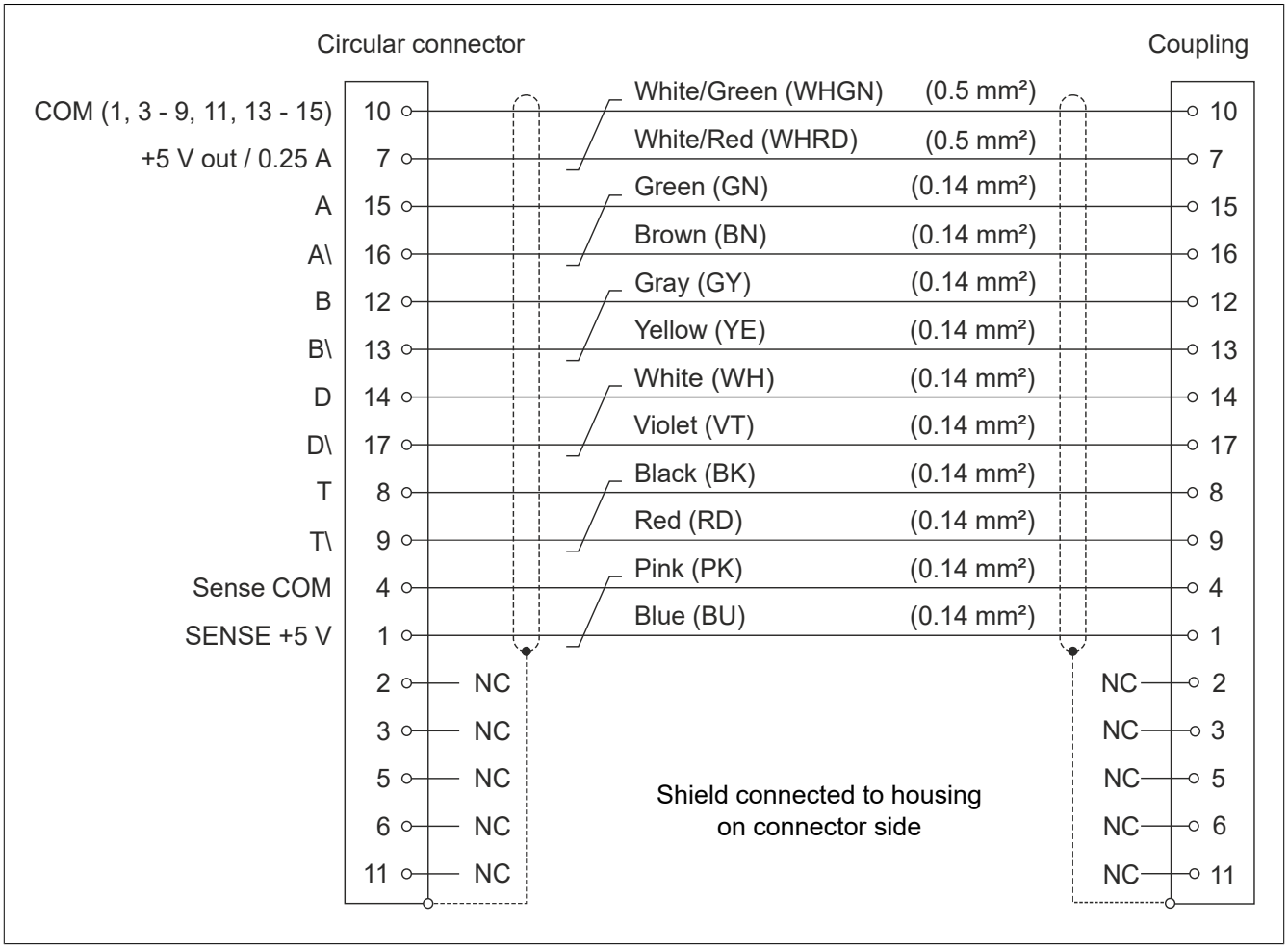

Figure 1: 8BCE cable extension - Cable diagram