

# Illuminated pushbutton actuators; momentary; red; 24v; 1 N/C; with cable 0.5m and M12A plug

Powering Business Worldwide

**Part no.** C22-DL-R-K01-24-P3
**Article no.** 181626

## Delivery programme

| | | | |
|---|---|---|---|
| Product range | | | RMQ compact solution |
| Basic function | | | Illuminated pushbutton actuators |
| Single unit/Complete unit | | | Complete unit |
| Design | | | Flat |
| | | | momentary |
| Connection type | | | Cable (black) with M12A plug, 4 pole |
| Cable Length | | m | 0.5 |
| **Colour** | | | |
| LED | | |  |
| LED | | | Red |
| **Button plate** | | | |
| button plate | | | red |
| Button plate | | |  |
| | | | Blank |
| Rated operational voltage LED | | | 24 V AC/DC |
| Name | | | None |
| Degree of Protection | | | IP66, IP67, IP69K (front)<br>IP65 (on rear) |
| Front ring | | | Bezel: titanium |
| Connection to SmartWire-DT | | | no |
| **Contacts** | | | |
| N/C = Normally closed | | | 1 NC |
| Notes | | | = safety function, by positive opening to IEC/EN 60947-5-1 |
| **Actuator travel and actuation force as per DIN EN 60947-5-1, K.5.4.1** | | | |
| | mm | | 4.65 |
| Maximum travel | mm | | 5.7 |
| Minimum force for positive opening | N | | 15 |
| Contact sequence | | |  |
| **Contact travel ■ = Contact closed □ = Contact open** | | | |

| | | | |
|---|---|---|---|
| Contact diagram | | | 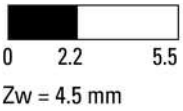 |
| Positive opening (ZW) | | | yes |

# Technical data

## General

| | | | |
|---|---|---|---|
| Standards | | | IEC/EN 60947-5-1<br>VDE 0660 |
| Lifespan, mechanical | Operations | x $10^6$ | > 5 |
| Operating frequency | Operations/h | | 3600 |
| Actuating force | | n | 5 |
| Plug tightening torque | | N/m | 1 |
| Tightening torque Threaded ring | | Nm | 2 |
| Climatic proofing | | | Damp heat, constant, to IEC 60068-2-78<br>Damp heat, cyclic, to IEC 60068-2-30 |
| Degree of Protection | | | IP66, IP67, IP69K (front)<br>IP65 (on rear) |
| Mounting position | | | As required |
| Mechanical shock resistance to IEC 60068-2-27<br>Shock duration 11 ms, half-sinusoidal | | g | > 30 |

## Contacts

| | | | |
|---|---|---|---|
| Rated impulse withstand voltage | $U_{imp}$ | V AC | 4000 |
| Rated insulation voltage | $U_i$ | V | 250 |
| Overvoltage category/pollution degree | | | III/3 |
| Control circuit reliability | | | |
| At 17 V DC/7 mA | $H_F$ | | N/C contact: statistically determined 1 failure per 0.9 × $10^6$ Operations |
| Max. short-circuit protective device | | | |
| Fuse | gG/gL | A | 4 |
| Rated conditional short-circuit current | Iq | kA | 1 |

## Switching capacity

| | | | |
|---|---|---|---|
| Rated operational current | $I_e$ | A | |
| AC-15 | | | |
| 24 V | $I_e$ | A | 4 |
| DC-13 | | | |
| 24 V | $I_e$ | A | 3 |
| Cable characteristics | | | |
| Design | | | M12A |
| Cable Length | | m | 0.5 |
| Material characteristic | | | PUR |
| Diameter | ∅ | mm | 4.7 |

# Design verification as per IEC/EN 61439

| | | | |
|---|---|---|---|
| Technical data for design verification | | | |
| Operating ambient temperature min. | | °C | -25 |
| Operating ambient temperature max. | | °C | 70 |

# Approvals

| | | | |
|---|---|---|---|
| Product Standards | | | IEC/EN 60947-5-1; UL 508; CAN/CSA-C22.2 No. 14-05 und 94-M91; CE marking |
| UL File No. | | | E29184 |
| UL Category Control No. | | | NKCR |
| CSA File No. | | | 165628 |
| CSA Class No. | | | 321103 |
| North America Certification | | | UL listed, CSA certified |
| Degree of Protection | | | 1,3R,4X,12,13 |

## Additional product information (links)

| IL047016ZU RMQ compact solution | |
|---|---|
| IL047016ZU RMQ compact solution | ftp://ftp.moeller.net/DOCUMENTATION/AWA_INSTRUCTIONS/IL047016ZU2016_05.pdf |


© 07/2016 by Eaton Industries GmbH